



UPLOADING A GEO_REPORT FILE

SUCCESS

Your GEO_REPORT file has been successfully submitted!

<u>Submittal Type:</u>	GEO_REPORT
<u>Report Title:</u>	Second Quarter 2020 Effluent Monitoring Report, April 1 to June 30, 2020
<u>Report Type:</u>	NPDES / WDR Reports
<u>Report Date:</u>	8/13/2020
<u>Facility Global ID:</u>	SL204DM2394
<u>Facility Name:</u>	DOD - NORWALK DFSP-KINDER MORGAN
<u>File Name:</u>	SFPP_Norwalk_2Q20_NPDES_Final rev.pdf
<u>Organization Name:</u>	CH2M HILL
<u>Username:</u>	DJABLON1
<u>IP Address:</u>	172.91.130.83
<u>Submittal Date/Time:</u>	8/13/2020 4:31:02 PM
<u>Confirmation Number:</u>	4967661976

Copyright © 2020 State of California



SFPP, L.P.

Operating Partnership

August 13, 2020

California Regional Water Quality Control Board
Los Angeles Region
320 W. 4th Street, Suite 200
Los Angeles, California 90013

Re: Effluent Monitoring Report

April through June 2020

SFPP, L.P. Norwalk Pump Station

15306 Norwalk Boulevard, Norwalk, California


(NPDES No. CA0063509, CI No. 7497)

Attention: Information Technology Unit

In reference to the subject National Pollutant Discharge Elimination System (NPDES) permit, please find enclosed the Second Quarter 2020 Effluent Monitoring Report for the subject discharge.

I certify under penalty of law that this document and all attachments were prepared under my direction or supervision in accordance with a system designed to assure that qualified personnel properly gather and evaluate the information submitted. Based on my inquiry of the person or persons who manage the system or those persons directly responsible for gathering the information, the information submitted is, to the best of my knowledge and belief, true, accurate, and complete. I am aware that there are significant penalties for submitting false information, including the possibility of fine and imprisonment for knowing violations.

Executed on the 13 day of August 2020.
at 08:04 a.m.

 (signature)

Ryan Koch (printed name)

P.G. Specialist - Remediation (title)

August 13, 2020

Attention: Mr. Ryan Koch
Kinder Morgan, Inc.
1001 Louisiana Street
Houston, Texas 77002

**Subject: Effluent Monitoring Report, April 1 to June 30, 2020 (Second Quarter 2020)
SFPP Norwalk Pump Station, 15306 Norwalk Boulevard, Norwalk, California
(NPDES No. CA0063509, CI No. 7497, Order No. R4-2016-0309)**

Dear Mr. Koch,

This report summarizes National Pollutant Discharge Elimination System (NPDES) monitoring related to the discharge of treated groundwater from the Kinder Morgan, Inc. (Kinder Morgan) product recovery and groundwater extraction (GWE) system located at the SFPP, L.P. (SFPP) Norwalk Pump Station within the Defense Fuel Support Point Norwalk facility, at 15306 Norwalk Boulevard, Norwalk, California (the site; Figures 1 and 2).

This report describes NPDES monitoring activities during the period of April 1 to June 30, 2020. Kinder Morgan performed operations, maintenance, and monitoring tasks on the product recovery and GWE systems. This report has been prepared based on NPDES monitoring conducted by Kinder Morgan.

Remediation Systems

Kinder Morgan operates remediation systems consisting of soil vapor extraction (SVE), total fluids extraction (TFE) of free product and/or groundwater using a top-loading pump, GWE using a bottom-loading pump, and treatment of extracted soil vapors and groundwater to address the south-central and southeastern areas of the site. Horizontal biosparging is also employed in the south-central and southeastern areas to enhance natural attenuation of hydrocarbon constituents, and will soon be implemented in the offsite/south-central area, as described below.

The remedial objectives are to contain and control the migration of hydrocarbon constituents in groundwater and soil vapor, and to remove hydrocarbon mass from soil and groundwater. The remediation system includes the following wells:

August 13, 2020

Subject: Effluent Monitoring Report, April 1 to June 30, 2020 (Second Quarter 2020)

SFPP Norwalk Pump Station, 15306 Norwalk Boulevard, Norwalk, California

(NPDES No. CA0063509, CI No. 7497, Order No. R4-2016-0309)

- a) South-central area (currently inactive)
 - 13 TFE wells
 - 24 onsite SVE wells (most collocated with TFE wells)
 - 1 horizontal biosparge well (BS-01)
- b) Offsite/south-central area
 - 7 TFE wells
 - 6 offsite SVE wells (5 collocated with TFE wells)
 - 1 horizontal biosparge well (BS-03; not yet operative)
 - 1 horizontal SVE well (HSVE-01; not yet operative)
- c) Southeastern area (24-inch block valve area)
 - 4 TFE wells (GM W-O-15, GMW-O-18, GMW-36, and GMW-SF-9)
 - 1 GWE well (GMW-SF-10)
 - 9 SVE wells (3 collocated with TFE wells)
 - 1 horizontal biosparge well (BS-02)

The remediation system well network is shown on Figure 2. A brief description of each system is provided in the sections that follow.

Groundwater Treatment System

The groundwater treatment system (GWTS) handles free product and groundwater recovered from the south-central and southeastern parts of the site. Free product and groundwater recovered by pneumatically operated, top-loading total fluid pumps and bottom-loading groundwater pumps are piped to a dissolved air flotation oil-water separator (DAF/OWS). Free product, if any, from the DAF/OWS is collected in a storage tank and transported to an offsite location. Water from the OWS is gravity drained into a 300-gallon transfer tank. From the transfer tank, the water is then treated using liquid-phase granular activated carbon (LGAC). Treated water is routed through an onsite 3,000-gallon equalization tank. Two fluidized bed bioreactors installed downstream of the equalization tank treat fuel oxygenates such as tertiary butyl alcohol and methyl tertiary butyl ether. The treated groundwater then passes through polishing LGAC units prior to discharge to a storm drain that leads to Coyote Creek.

Discharge to Coyote Creek is performed in accordance with the NPDES permit (Permit Number [No.] CA0063509; Order No. R4-2016-0309), which was adopted on September 7, 2016, and became effective on November 1, 2016.

Soil Vapor Extraction System

SVE is performed using a blower to remove soil vapors from the south-central and southeastern areas of the site. The extracted vapors are conveyed to a knock-out tank that separates entrained moisture from the soil vapor. Accumulated moisture in the knock-out tank is treated by the main GWTS described above. The soil vapors are then treated in a regenerative thermal oxidizer where volatile organic compounds (VOCs) are converted to carbon dioxide and water prior to being discharged to the atmosphere. Operation of the GWTS and SVE systems is conducted in accordance

August 13, 2020

Subject: Effluent Monitoring Report, April 1 to June 30, 2020 (Second Quarter 2020)

SFPP Norwalk Pump Station, 15306 Norwalk Boulevard, Norwalk, California

(NPDES No. CA0063509, CI No. 7497, Order No. R4-2016-0309)

with Permits to Operate (Permit Nos. G46188 A/N 578779 and G46187 A/N 578777, respectively; ID 110835) issued by the South Coast Air Quality Management District.

The south-central SVE system remains offline as part of the natural source zone depletion (NSZD) pilot study. In May 2020, Kinder Morgan implemented an NSZD performance monitoring pilot study in the south-central and southeastern areas of the site, as described in the NSZD Work Plan (Jacobs, 2019), and approved by the Water Board in a letter dated April 8, 2020 (Water Board, 2020). The expanded southeastern SVE system was restarted on May 15, 2020; the well network includes wells VEW-3, VEW-4, PZ-5, GMW-O-16, GMW-O-19, and MW-8; and TFE/SVE wells GMW-O-15, GMW-O-18, and GMW-36. These wells connect to the regenerative thermal oxidizer via a new, dedicated 1,200-foot-long, 6-inch high-density polyethylene (HDPE) header. The expanded southeastern SVE system is currently operating at a combined flow of 200 standard cubic feet per minute (scfm), under a vacuum pressure of 50 inches of water. In addition, there are four SVE wells currently operating in the offsite/south-central area, including GMW-O-11, GMW-O-12, GMW-O-20, and GMW-O-23.

A new horizontal SVE well (HSVE-01) was installed in the offsite/south-central area in December 2019 and is designed to extract vapors created from operating the new horizontal biosparge well BS-03 (described in the following section). Horizontal SVE well HSVE-01 is constructed of 6-inch-diameter Schedule 10 stainless-steel casing and screen and was completed to a depth of approximately 20 feet below ground surface (bgs). The length of the HSVE-01 screen is 500 feet, and the total length of the well is 745 feet. A construction completion report documenting construction activities and specifications was submitted to the Water Board in June 2020 (Jacobs, 2020). HSVE-01 is currently inoperative, and is expected to be turned on in late-2020 or early-2021 after it is connected to the treatment system.

Horizontal Biosparge System

Biosparging involves introducing air into the groundwater in situ to enhance biodegradation of VOCs present in product and groundwater. Horizontal biosparge wells are installed in three locations at the site as described below.

South-Central Area. In December 2014, Kinder Morgan completed installation of a horizontal biosparge system in the south-central area of the site, which consists of a horizontal biosparge well (BS-01) and a 500-scfm compressor. To reduce the potential for off-gassing of VOCs while biosparging, the SVE system has an interlock that will not allow the biosparge to operate without the SVE system running. The biosparge well is constructed of 4-inch-diameter Schedule 80 polyvinyl chloride (PVC) casing and screen completed to a vertical depth of approximately 45 feet bgs. The lateral distance of the screen interval is 600 feet centered below the central portion of the south-central area hydrocarbon plume. Further details regarding the construction of the biosparge well are documented in the report titled *Horizontal Biosparge Well and Soil Vapor Monitoring Probe Completion Report* (CH2M, 2015).

Southeastern Area. A second horizontal biosparge well (BS-02) was installed in the southeastern area of the site in November 2017. The design of the second biosparge well is similar to BS-01, the south-central biosparge well, consisting of 4-inch-diameter Schedule 80 PVC casing and screen completed to a vertical depth of approximately 45 feet bgs. The lateral distance of the screen

August 13, 2020

Subject: Effluent Monitoring Report, April 1 to June 30, 2020 (Second Quarter 2020)

SFPP Norwalk Pump Station, 15306 Norwalk Boulevard, Norwalk, California

(NPDES No. CA0063509, CI No. 7497, Order No. R4-2016-0309)

interval is 240 feet centered below the southeastern area hydrocarbon plume. A construction completion report documenting construction activities and specifications was submitted on July 12, 2018 (Jacobs, 2018). The 500-scfm sparge compressor was turned off temporarily and a new air sparge compressor (883 scfm) was installed in the fourth quarter 2018 to deliver ambient air to both the south-central and southeastern sparge wells. The 500-scfm and 883-scfm compressors are appropriately sized to deliver ambient air to both the south-central and southeastern sparge wells, and to allow for future system expansion.

Offsite/South-Central Area. A new horizontal biosparge well (BS-03) was installed in the offsite/south-central area in December 2019. The biosparge well is constructed of 4-inch-diameter, Schedule 80 PVC casing and screen, and completed to a depth of approximately 45 feet bgs. The length of the BS-03 well screen is 500 feet and the total length of the well is 770 feet. BS-03 is centered below the offsite/ south-central area hydrocarbon plume. A construction completion report documenting construction activities and specifications was submitted to the Water Board in June 2020 (Jacobs, 2020).

BS-01 currently remains offline as part of the NSZD pilot study. BS-02 was turned on in May 2020 and is currently operating at a flow of 180 scfm. BS-03 is currently inoperative and is expected to be turned on in late-2020 or early-2021 after it is connected to the treatment system.

A summary of GWTS operations during the reporting period is presented in the sections that follow. Operations of the SVE and biosparge systems are presented separately in quarterly remediation progress reports that are provided to the Water Board and Norwalk Restoration Advisory Board.

Summary of Quarterly Groundwater Treatment System Operations

A total of 311,950 gallons of groundwater was extracted from the offsite/south-central area and southeastern area, treated, and discharged to Coyote Creek during the second quarter 2020. Wells that were in operation included GMW-O-11, GMW-O-20, and GMW-O-21 in the offsite/south-central area, and GMW-O-15 in the southeastern area. Table 1 summarizes the average daily flow rate during the reporting period. The GWTS operated part of the quarter, due to the following activities:

- The GWTS operated in recirculation mode from April 1 to May 14, 2020. The GWTS operated briefly on April 1, 16, and 17, 2020, for maintenance.
- On May 15, 2020, the GWTS was restarted after the baseline NSZD sampling event and the semiannual groundwater monitoring event were completed.

No free product accumulated in the product holding tank of the GWTS during the second quarter of 2020. In addition, hand bailing of free product was not performed during this reporting period due to COVID-19 pandemic social distancing requirements and limited onsite staff availability.

Routine Effluent Monitoring

During the second quarter 2020, effluent water samples were collected pursuant to the Waste Discharge Requirements (WDRs) under Order No. R4-2016-0309. Samples were collected at the Order-designated monitoring point EFF-001 (Remediation System Effluent) for monthly, quarterly, and annual analyses. Samples were also collected at RSW-001 (50 feet upstream of the discharge



August 13, 2020

Subject: Effluent Monitoring Report, April 1 to June 30, 2020 (Second Quarter 2020)

SFPP Norwalk Pump Station, 15306 Norwalk Boulevard, Norwalk, California

(NPDES No. CA0063509, CI No. 7497, Order No. R4-2016-0309)

into Coyote Creek) and RSW-002 (50 feet downstream of the discharge into Coyote Creek) for the annual analysis. A semiannual chronic toxicity analysis was also conducted on samples collected from EFF-001.

Effluent compliance samples were shipped to Asset Laboratories in Las Vegas, Nevada, for analysis. The samples were analyzed in accordance with current U.S. Environmental Protection Agency (EPA) methods or as specified in the WDRs for the site. The laboratory reports are included in Attachment A. A data quality assurance/quality control evaluation conducted by Jacobs is included in Attachment B.

Summary of Compliance Results

Monthly, Quarterly, and Annual Sampling

Effluent daily flow rates are presented in Table 1. All daily flows were below the permit maximum discharge limit of 150,000 gallons per day. Analytical results for the May and June 2020 effluent sampling events are summarized in Table 2. No samples were collected in April 2020, as the GWTS remained in recirculation mode. The effluent samples (EFF-001) were collected after the secondary polishing LGAC vessel, prior to discharge into the storm drain at the site. The results were compared with the maximum daily and average monthly discharge limits under Order No. R4-2016-0309. As shown in Table 2, all discharge limits for the treatment system effluent were met during the reporting period. Laboratory analytical reports and chain-of-custody documents are included in Attachment A. The mass emission (in pounds per day) is calculated by multiplying the daily effluent flow measured during the day of the sampling event (in million gallons per day) by the concentration of the analyte (milligrams per liter) and the conversion factor of 8.34, as required by the discharge permit. If the analyte was not detected in the sample, the concentration used is half of the method detection limit. Table 2 summarizes laboratory analytical results.

Under NPDES Order No. R4-2016-0306, a wet weather condition is present when the maximum daily flow in Coyote Creek is equal to or greater than 156 cubic feet per second (cfs) as measured at the Los Angeles County Department of Public Works flow gauge station F354-R, located at the bottom of the creek just above the Long Beach Water Reclamation Plant. The daily flow rate in Coyote Creek, which is based on data from the Los Angeles County Department of Public Works flow gauge station F354-R, is presented in Table 3. Based on these data, the May 2020 sampling event (with maximum daily flows of 184 cfs) occurred during wet weather conditions. Therefore, analytical results for May 2020 are compared to the wet weather discharge limit, and analytical results for June 2020 (with maximum daily flows of 9.1 cfs) are compared to the dry weather discharge limit.

Analytical results for remaining priority pollutants at the effluent are summarized in Table 4. Results for priority pollutants at sample point RSW-001 and RSW-002 are summarized in Table 5. The tetrachlorodibenzo-p-dioxins (TCDD) equivalents for the effluent and receiving water samples (RSW-001 and RSW-002) are summarized in Table 6.

Toxicity Sampling

Effluent samples from station EFF-001 were collected for chronic toxicity testing on June 8, 11, and 12, 2020. Field measurement water quality parameters are presented in Table 7. The initial salinity measured at RSW-001 on June 3, 2020, was 0.9 part per thousand (ppt). All tests



August 13, 2020

Subject: Effluent Monitoring Report, April 1 to June 30, 2020 (Second Quarter 2020)

SFPP Norwalk Pump Station, 15306 Norwalk Boulevard, Norwalk, California

(NPDES No. CA0063509, CI No. 7497, Order No. R4-2016-0309)

were performed according to EPA methods (EPA, 2002). Results were evaluated with EPA's Test of Significant Toxicity to determine a "Pass" or "Fail" and percent effect (EPA, 2010).

The Fathead Minnows were not affected by the effluent water (that is, the results were "Pass") and demonstrated effluent compliance for toxicity (Table 8). Each of the toxicity tests met the acceptability criteria, and reference toxicity results were within the acceptable range of expected variability. The laboratory report and chain-of-custody documents for the effluent samples collected during the second quarter 2020 are included in Attachment A.

Waste Handling

No waste was generated or transported offsite during this reporting period.

Harbor Toxics Total Maximum Daily Load Monitoring

Water and sediment chemistry monitoring and sampling for toxic pollutants in the Dominguez Channel and Greater Los Angeles and Long Beach Harbor Waters total maximum daily load (TMDL) (also referred to as the Harbor Toxics TMDL) was conducted on March 13, 2020 (wet weather event). A second water chemistry (wet weather event) was conducted on April 7, 2020. A third water chemistry sampling event (dry weather) will be conducted prior to the end of the fourth quarter 2020. The Harbor Toxics TMDL summary for 2020 will be included in the fourth quarter 2020 NPDES report.

References

California Regional Water Quality Control Board, Los Angeles Region (Water Board). 2020. *Comments on the Biosparging Effectiveness Evaluation and Recommendations, South-Central Area (Report), 15306 Norwalk Boulevard, Norwalk (SLIC No. 0286A, DOD No. 16638)*. April 8.

CH2M HILL Engineers Inc. (CH2M, now Jacobs). 2015. *Horizontal Biosparge Well and Soil Vapor Monitoring Probe Completion Report, SFPP Norwalk Pump Station, 15306 Norwalk Boulevard, Norwalk, California*. February 18.

Jacobs Engineering Group Inc. (Jacobs). 2018. *Southeastern Horizontal Biosparge Well (BS-02) Completion Report, SFPP Norwalk Pump Station, 15306 Norwalk Boulevard, Norwalk, California*. July 12.

Jacobs Engineering Group Inc. (Jacobs). 2019. *Natural Source Zone Depletion Work Plan, SFPP Norwalk Pump Station, 15306 Norwalk Boulevard, Norwalk, California*. July 2.

Jacobs Engineering Group Inc. (Jacobs). 2020. *Offsite South-Central Horizontal Biosparge and Soil Vapor Extraction Well Installation Completion Report, SFPP Norwalk Pump Station, 15306 Norwalk Boulevard, Norwalk, California*. June 26.

U.S. Environmental Protection Agency (EPA). 2002. *Short-term Methods for Estimating the Chronic Toxicity of Effluents and Receiving Waters to Marine and Estuarine Organisms, Fourth Edition. EPA-821-R-02-014*. October.

U.S. Environmental Protection Agency (EPA). 2010. *National Pollutant Discharge Elimination System Test of Significant Toxicity Implementation Document. EPA 833-R-10-003*. June.



August 13, 2020

Subject: Effluent Monitoring Report, April 1 to June 30, 2020 (Second Quarter 2020)

SFPP Norwalk Pump Station, 15306 Norwalk Boulevard, Norwalk, California

(NPDES No. CA0063509, CI No. 7497, Order No. R4-2016-0309)

Should you require any further information, please contact Nils Orliczky/Jacobs at (949) 224-7959.

Yours sincerely

Nils Orliczky
Environmental Engineer

Attachments:

Table 1 – Effluent Flow Rate Measurements, Second Quarter 2020

Table 2 – NPDES Effluent Monitoring, Second Quarter 2020

Table 3 – Maximum Daily Flow in Coyote Creek, Second Quarter 2020

Table 4 – NPDES Effluent Monitoring, Remaining Priority Pollutants, Second Quarter 2020

Table 5 – NPDES Receiving Water Monitoring, RSW-001 (50 feet upstream) and RSW-002 (50 feet downstream), Second Quarter 2020

Table 6 – NPDES TCDD Equivalent Calculation, Second Quarter 2020

Table 7 – Water Quality Parameters for Coyote Creek and the Composite Chronic Toxicity Samples, Second Quarter 2020

Table 8 – NPDES Effluent Chronic Toxicity Monitoring, Second Quarter 2020

Figure 1 – Site Location Map

Figure 2 – Remediation System Layout

Attachment A – Laboratory Analytical Reports and Chain-of-Custody Documents

Attachment B – Data Quality Assurance/Quality Control

Tables

Table 1. Effluent Flow Rate Measurements, Second Quarter 2020*SFPP Norwalk Pump Station, Norwalk, California*

Date	Daily Flow Rate (gpd) (Maximum Daily Discharge Limit = 150,000 gpd ^a)
04/01/20	0
04/02/20	0
04/03/20	0
04/04/20	0
04/05/20	0
04/06/20	0
04/07/20	0
04/08/20	0
04/09/20	0
04/10/20	0
04/11/20	0
04/12/20	0
04/13/20	0
04/14/20	0
04/15/20	260
04/16/20	816
04/17/20	0
04/18/20	0
04/19/20	0
04/20/20	0
04/21/20	0
04/22/20	0
04/23/20	0
04/24/20	0
04/25/20	0
04/26/20	0
04/27/20	0
04/28/20	0
04/29/20	0
04/30/20	0
05/01/20	0
05/02/20	0
05/03/20	0
05/04/20	0
05/05/20	0
05/06/20	0
05/07/20	0
05/08/20	0
05/09/20	0
05/10/20	0
05/11/20	0
05/12/20	0
05/13/20	0
05/14/20	0
05/15/20	1,584
05/16/20	8,564
05/17/20	8,596
05/18/20	8,864

Table 1. Effluent Flow Rate Measurements, Second Quarter 2020*SFPP Norwalk Pump Station, Norwalk, California*

Date	Daily Flow Rate (gpd) (Maximum Daily Discharge Limit = 150,000 gpd^a)
05/19/20	8,604
05/20/20	8,708
05/21/20	8,300
05/22/20	8,952
05/23/20	8,404
05/24/20	8,608
05/25/20	8,584
05/26/20	8,592
05/27/20	8,348
05/28/20	7,268
05/29/20	8,148
05/30/20	8,032
05/31/20	7,396
06/01/20	7,336
06/02/20	6,688
06/03/20	6,256
06/04/20	6,200
06/05/20	5,612
06/06/20	5,728
06/07/20	5,372
06/08/20	5,756
06/09/20	5,056
06/10/20	5,384
06/11/20	5,328
06/12/20	5,672
06/13/20	5,944
06/14/20	5,788
06/15/20	5,744
06/16/20	5,372
06/17/20	5,756
06/18/20	5,056
06/19/20	5,384
06/20/20	5,328
06/21/20	5,672
06/22/20	5,944
06/23/20	5,788
06/24/20	5,744
06/25/20	5,802
06/26/20	5,808
06/27/20	5,814
06/28/20	5,820
06/29/20	5,826
06/30/20	5,832

Notes:

^a California Regional Water Quality Control Board Waste Discharge Requirements.

gpd = gallons per day

Table 2. NPDES Effluent Monitoring, Second Quarter 2020

SFPP Norwalk Pump Station, Norwalk, California

Analyte	Sampling Frequency	Analytical Method	Units	MDL ^a	RL ^a	ML ^b	April 2020	5/21/2020	6/11/2020	Discharge Limits ^c	
										Monthly Average	Daily Maximum
Flow	Daily	--	gpd	--	--	--	--	8,300	5,328	--	150,000
TPH as Gasoline (C4-C12)	Monthly	EPA 8015B	µg/L	21	50	NE	NS	<30 ^d	<33 ^d	--	--
TPH as Diesel (C13-C22)	Monthly	EPA 8015B	µg/L	15	25	NE	NS	17 J	<15	--	--
TPH as Oil (C23+)	Monthly	EPA 8015B	µg/L	14	25	NE	NS	17 J	<14 ^d	--	--
Total TPH	Monthly	EPA 8015B	µg/L	21	100	NE	NS	34 J ^e	<21 ^f	--	100
Total TPH	Monthly	Calculated	lb/day	--	--	--	--	0.002354	0.000467	--	0.13
Benzene	Monthly	EPA 8260B	µg/L	0.11	1.0	2.0	NS	<0.11	<0.11	--	--
1,1-Dichloroethane	Monthly	EPA 8260B	µg/L	0.22	0.5	1.0	NS	<0.22	<0.22	--	--
1,2-Dichloroethane	Monthly	EPA 8260B	µg/L	0.16	0.5	2.0	NS	<0.16	<0.16	--	--
Ethylbenzene	Monthly	EPA 8260B	µg/L	0.11	1.0	2.0	NS	<0.11	<0.11	--	--
Phenol	Monthly	EPA 8270C	µg/L	0.33	1	1	NS	<0.33	<0.33	--	--
Toluene	Monthly	EPA 8260B	µg/L	0.13	2.0	2.0	NS	<0.13	<0.13	--	--
Methyl Tertiary Butyl Ether	Monthly	EPA 8260B	µg/L	0.44	1.0	NE	NS	<0.44	<0.44	--	--
Tertiary Butyl Alcohol	Monthly	EPA 8260B	µg/L	2.8	5.0	NE	NS	<2.8	<2.8	--	--
Total Xylenes	Monthly	EPA 8260B	µg/L	1.5	2.0	NE	NS	<1.5	<1.5	--	--
Copper (total recoverable) (dry weather)	Monthly	EPA 200.8	µg/L	0.26	0.5	0.5	NS	--	<0.26	9.7	32
Copper (total recoverable) (dry weather)	Monthly	Calculated	lb/day	--	--	--	--	--	0.000006	0.012	0.04
Copper (total recoverable) (wet weather)	Monthly	EPA 200.8	µg/L	0.26	0.5	0.5	NS	<0.26	--	8.3	27
Copper (total recoverable) (wet weather)	Monthly	Calculated	lb/day	--	--	--	--	0.000009	--	0.010	0.034
Lead (total recoverable) (wet weather)	Monthly	EPA 200.8	µg/L	0.13	0.5	0.5	NS	<0.13	<0.13	33	106
Lead (total recoverable) (wet weather)	Monthly	Calculated	lb/day	--	--	--	--	0.000004	0.000003	0.041	0.13
Mercury (total recoverable)	Monthly	EPA 245.1	µg/L	0.018	0.05	0.2	NS	<0.018	<0.018	0.051	0.10
Mercury (total recoverable)	Monthly	Calculated	lb/day	--	--	--	--	0.000001	0	0.000064	0.00013
Zinc (total recoverable) (dry weather)	Monthly	EPA 200.8	µg/L	0.27	1.0	1.0	NS	--	3.4 J ^g	64	220
Zinc (total recoverable) (dry weather)	Monthly	Calculated	lb/day	--	--	--	--	--	0.000151	0.080	0.28
Zinc (total recoverable) (wet weather)	Monthly	EPA 200.8	µg/L	0.27	1.0	1.0	NS	<0.27	--	46	158
Zinc (total recoverable) (wet weather)	Monthly	Calculated	lb/day	--	--	--	--	0.000009	--	0.058	0.2
Biochemical Oxygen Demand	Quarterly	SM 5210B	mg/L	5	5	NE	--	--	<5	20	30
Biochemical Oxygen Demand	Quarterly	Calculated	lb/day	--	--	--	--	--	0.111089	25	38
Total Suspended Solids	Quarterly	SM 2540D	mg/L	5.0	5.0	NE	--	--	<5	50	75
Total Suspended Solids	Quarterly	Calculated	lb/day	--	--	--	--	--	0.111089	63	94
pH	Quarterly	--	s.u.	0.1	0.1	NE	--	--	6.77	--	6.5/8.5
Oil and Grease	Quarterly	EPA 1664A	mg/L	0.69	4.7	NE	--	--	1.3 J	10	15
Oil and Grease	Quarterly	Calculated	lb/day	--	--	--	--	--	0.057766	13	19
Ammonia Nitrogen (as N)	Quarterly	SM 4500 NH3	mg/L	0.067	0.2	NE	--	--	0.13 J	--	--
Settleable Solids	Quarterly	SM 2540F	mL/L/hr	0.1	0.1	NE	--	--	<0.1	0.1	0.3
Temperature	Quarterly	Temperature	°F	0.1	0.1	NE	--	--	78.3	--	86
Turbidity	Quarterly	SM 2130B	NTU	0.1	0.1	NE	--	--	0.28	50	75
Salinity	2x/year	Field Measurement	ppt	--	--	NE	--	--	1.2	--	--
Chronic Toxicity	2x/year	--	--	--	--	NE	--	--	Pass	Pass	Pass and % Effect <50

Table 2. NPDES Effluent Monitoring, Second Quarter 2020

SFPF Norwalk Pump Station, Norwalk, California

Analyte	Sampling Frequency	Analytical Method	Units	MDL ^a	RL ^a	ML ^b	April 2020	5/21/2020	6/11/2020	Discharge Limits ^c	
										Monthly Average	Daily Maximum
Di-isopropyl Ether	Annually	EPA 8260B	µg/L	0.15	1	NE	--	--	<0.15	--	--
Methyl Ethyl Ketone	Annually	EPA 8260B	µg/L	4.7	10	NE	--	--	<4.7	--	--
Methylene Blue Active Substances	Annually	SM 5540C	mg/L	0.05	0.05	NE	--	--	<0.05	--	--
Nitrate + Nitrite as N	Annually	EPA 300.0	mg/L	0.025	0.5	NE	--	--	0.3 J	--	--
Sulfides	Annually	SM 4500 SD	mg/L	0.05	0.1	NE	--	--	<0.05	--	--
Tert Amyl Methyl Ether	Annually	EPA 8260B	µg/L	0.13	1	NE	--	--	<0.13	--	--
TCDD Equivalents	Annually	EPA 8290	pg/L	--	--	NE	--	--	0.89	--	--
Other Priority Pollutants	Annually	--	--	--	--	--	--	--	--	--	--

Notes:

^a The highest MDL and RL during this reporting period are shown.

^b ML is the concentration at which the entire analytical system must give a recognizable signal and acceptable calibration point. It is also the concentration in a sample that is equivalent to the concentration of the lowest calibration standard analyzed by a specific analytical procedure, assuming that all the method-specified sample weights, volumes, and processing steps have been followed.

^c California Regional Water Quality Control Board Waste Discharge Requirements (WDRs) under Order No. R4-2016-0309.

^d Data were qualified as nondetect due to validation review.

^e Result was reduced because TPH-gasoline result qualified as nondetect due to validation review.

^f Total TPH is ND at the MDL since all TPH components are ND.

^g Result "J" flagged per validation review.

^h Surrogate recovery was less than the lower control limit, and sample result is possibly biased low. The nondetect result was qualified as estimated and "J".

-- = not measured or not analyzed

< = not detected above the MDL

° F = degrees Fahrenheit

µg/L = micrograms per liter

DNQ = detected, but not quantified; result is greater than or equal to the laboratory MDL but less than the ML (or RL if no ML is listed)

EPA = U.S. Environmental Protection Agency

gpd = gallons per day

GWTS = groundwater treatment system

J = detected at a concentration below the RL and above the MDL; reported value is estimated

lb/day = pounds per day

MDL = laboratory method detection limit

mg/L = milligrams per liter

ML = minimum level (see note b)

mL/L/hr = milliliters per liter per hour

NE = not established

NPDES = National Pollutant Discharge Elimination System

NS = not sampled. GWTS was down since November 11, 2019. On May 15, 2020, the GWTS was restarted after the baseline NSZD sampling and semiannual groundwater monitoring event were

NSZD = natural source zone depletion

NTU = nephelometric turbidity unit(s)

pg/L = picograms per liter

ppt = parts per thousand

RL = laboratory reporting limit

s.u. = standard unit(s)

TCDD = tetrachlorodibenzodioxin

TPH = total petroleum hydrocarbons

Table 3. Maximum Daily Flow in Coyote Creek, Second Quarter 2020

SFPP Norwalk Pump Station, Norwalk, California

Date	Maximum Daily Flow Rate (cfs) ^a	Comments
04/01/20	115	Treatment system remains in recirculation mode
04/02/20	120	
04/03/20	16.5	
04/04/20	29.3	
04/05/20	176	
04/06/20	4,210	
04/07/20	2,150	
04/08/20	507	
04/09/20	3,400	
04/10/20	2,280	
04/11/20	188	
04/12/20	176	
04/13/20	138	
04/14/20	166	
04/15/20	188	
04/16/20	97.5	
04/17/20	111	
04/18/20	174	
04/19/20	164	
04/20/20	138	
04/21/20	188	
04/22/20	188	
04/23/20	182	
04/24/20	214	
04/25/20	738	
04/26/20	576	
04/27/20	297	
04/28/20	380	
04/29/20	1,560	
04/30/20	428	
05/01/20	245	
05/02/20	352	
05/03/20	525	
05/04/20	892	
05/05/20	162	
05/06/20	214	
05/07/20	454	
05/08/20	1,020	
05/09/20	286	
05/10/20	234	
05/11/20	33.8	
05/12/20	30.8	
05/13/20	132	
05/14/20	136	
05/15/20	148	Started treatment system
05/16/20	86.6	
05/17/20	130	
05/18/20	634	
05/19/20	116	
05/20/20	90	
05/21/20	184	Monthly effluent sample
05/22/20	176	
05/23/20	116	

Table 3. Maximum Daily Flow in Coyote Creek, Second Quarter 2020

SFPP Norwalk Pump Station, Norwalk, California

Date	Maximum Daily Flow Rate (cfs) ^a	Comments
05/24/20	138	
05/25/20	109	
05/26/20	116	
05/27/20	25	
05/28/20	35.4	
05/29/20	33.8	
05/30/20	25.2	
05/31/20	35.4	
06/01/20	43.3	
06/02/20	44.8	
06/03/20	48.0	
06/04/20	41.9	
06/05/20	25.2	
06/06/20	83.1	
06/07/20	154	
06/08/20	130	Semiannual effluent toxicity sample
06/09/20	95.7	
06/10/20	44.8	
06/11/20	9.02	Annual effluent sample, semiannual effluent toxicity sample
06/12/20	7.12	Semiannual effluent toxicity sample
06/13/20	7.12	
06/14/20	46.4	
06/15/20	64.3	
06/16/20	16.5	
06/17/20	23.6	
06/18/20	79.7	
06/19/20	124	
06/20/20	109	
06/21/20	184	
06/22/20	180	
06/23/20	115	
06/24/20	134	
06/25/20	156	
06/26/20	134	
06/27/20	150	
06/28/20	156	
06/29/20	180	
06/30/20	174	

Notes:

^a A wet weather event is any day when the maximum daily flow of Coyote Creek is greater than or equal to 156 cfs.

A dry weather event is any day when the maximum daily flow of Coyote Creek is less than 156 cfs.

cfs = cubic feet per second

Table 4. NPDES Effluent Monitoring, Remaining Priority Pollutants, Second Quarter 2020
SFPP Norwalk Pump Station, Norwalk, California

Analyte	Analytical Method	Units	MDL	RL	6/11/2020	ML ^a
Antimony	EPA 200.8	µg/L	0.16	0.5	0.49 J	0.50
Arsenic	EPA 200.8	µg/L	0.081	0.1	14	2
Beryllium	EPA 200.8	µg/L	0.042	0.50	<0.042	0.50
Cadmium	EPA 200.8	µg/L	0.053	0.25	<0.053	0.25
Chromium (III) (Total Cr - Cr VI)	CALCCR3	µg/L	0.13	0.50	0.13	NA
Total Chromium	EPA 200.8	µg/L	0.13	0.50	<0.13	0.5
Chromium VI	EPA 7199	µg/L	0.033	0.20	<0.033	0.5
Selenium	EPA 200.8	µg/L	0.36	0.50	0.87	2.0
Thallium	EPA 200.8	µg/L	0.19	0.50	<0.19	1.0
Nickel	EPA 200.8	µg/L	0.26	1.0	<0.26 J	1
Silver	EPA 200.8	µg/L	0.23	0.25	<0.23	0.25
Aroclor-1016	EPA 608	µg/L	0.014	0.04	<0.014	0.5
Aroclor-1221	EPA 608	µg/L	0.013	0.04	<0.013	0.5
Aroclor-1232	EPA 608	µg/L	0.012	0.04	<0.012	0.5
Aroclor-1242	EPA 608	µg/L	0.0074	0.04	<0.0074	0.5
Aroclor-1248	EPA 608	µg/L	0.0088	0.04	<0.0088	0.5
Aroclor-1254	EPA 608	µg/L	0.0074	0.04	<0.0074	0.5
Aroclor-1260	EPA 608	µg/L	0.018	0.04	<0.018	0.5
4,4'-DDD	EPA 608	µg/L	0.00018	0.001	<0.00018	0.05
4,4'-DDE	EPA 608	µg/L	0.00025	0.001	0.00043 J	0.05
4,4'-DDT	EPA 608	µg/L	0.00019	0.001	<0.00019	0.01
Aldrin	EPA 608	µg/L	0.00019	0.001	<0.00019	0.005
Alpha Endosulfan	EPA 608	µg/L	0.00014	0.001	<0.00014	0.02
Alpha-BHC	EPA 608	µg/L	0.0001	0.001	<0.0001	0.01
Beta Endosulfan	EPA 608	µg/L	0.0002	0.001	<0.0002	0.01
Beta-BHC	EPA 608	µg/L	0.00013	0.001	<0.00013	0.005
Chlordane	EPA 608	µg/L	0.0089	0.10	<0.0089	0.1
Delta-BHC	EPA 608	µg/L	0.0003	0.001	<0.0003	0.005
Dieldrin	EPA 608	µg/L	0.00022	0.001	<0.00022	0.01
Endosulfan Sulfate	EPA 608	µg/L	0.00011	0.001	<0.00011	0.05
Endrin	EPA 608	µg/L	0.00014	0.001	<0.00014	0.01
Endrin Aldehyde	EPA 608	µg/L	0.00011	0.002	<0.00011	0.01
Gamma-BHC	EPA 608	µg/L	0.00014	0.001	<0.00014	0.02
Heptachlor	EPA 608	µg/L	0.00019	0.001	<0.00019	0.01
Heptachlor Epoxide	EPA 608	µg/L	0.00013	0.001	<0.00013	0.01
Toxaphene	EPA 608	µg/L	0.04	0.40	<0.04	0.5
1,1,1-Trichloroethane	EPA 8260B	µg/L	0.20	1.0	<0.2	2
1,1,2,2-Tetrachloroethane	EPA 8260B	µg/L	0.11	1.0	<0.11	1
1,1,2-Trichloroethane	EPA 8260B	µg/L	0.23	1.0	<0.23	2
1,1-Dichloroethene	EPA 8260B	µg/L	0.17	1.0	<0.17	2
1,2,4-Trichlorobenzene	EPA 8260B	µg/L	0.10	1.0	<0.1	5
1,2-Dichlorobenzene	EPA 8260B	µg/L	0.089	1.0	<0.089	2
1,2-Dichloropropane	EPA 8260B	µg/L	0.16	1.0	<0.16	1
1,3-Dichlorobenzene	EPA 8260B	µg/L	0.081	1.0	<0.081	1
1,4-Dichlorobenzene	EPA 8260B	µg/L	0.08	1.0	<0.08	1
2-Chloroethyl Vinyl Ether	EPA 8260B	µg/L	0.29	1.0	<0.29	1
Acrolein	EPA 8260B	µg/L	2.5	5.0	<2.5	5
Acrylonitrile	EPA 8260B	µg/L	1.0	2.0	<1.0	2
Bromodichloromethane	EPA 8260B	µg/L	0.20	1.0	<0.20	2
Bromoform	EPA 8260B	µg/L	0.23	1.0	<0.23	2
Bromomethane	EPA 8260B	µg/L	0.38	1.0	<0.38	2
cis-1,3-Dichloropropene	EPA 8260B	µg/L	0.16	1.0	<0.16	2
Carbon Tetrachloride	EPA 8260B	µg/L	0.33	0.5	<0.33	2
Chlorobenzene	EPA 8260B	µg/L	0.11	1.0	<0.11	2
Chloroethane	EPA 8260B	µg/L	0.69	1.0	<0.69	2

Table 4. NPDES Effluent Monitoring, Remaining Priority Pollutants, Second Quarter 2020
SFPP Norwalk Pump Station, Norwalk, California

Analyte	Analytical Method	Units	MDL	RL	6/11/2020	ML ^a
Chloroform	EPA 8260B	µg/L	0.38	1.0	<0.38	2
Chloromethane	EPA 8260B	µg/L	0.23	1.0	<0.23	2
Dibromochloromethane	EPA 8260B	µg/L	0.23	1.0	<0.23	2
Hexachlorobutadiene	EPA 8260B	µg/L	0.30	1.0	<0.30	1
Methylene Chloride	EPA 8260B	µg/L	1.2	2.0	<1.2	2
Naphthalene	EPA 8260B	µg/L	0.41	1.0	<0.41	1
trans-1,2-Dichloroethene	EPA 8260B	µg/L	0.27	1.0	<0.27	1
trans-1,3-Dichloropropene	EPA 8260B	µg/L	0.12	1.0	<0.12	2
Tetrachloroethene	EPA 8260B	µg/L	0.25	1.0	<0.25	2
Trichloroethene	EPA 8260B	µg/L	0.26	1.0	<0.26	2
Vinyl Chloride	EPA 8260B	µg/L	0.19	0.5	<0.19	2
1,2-Diphenylhydrazine	EPA 625	µg/L	0.44	1.0	<0.44	1
2,4,6-Trichlorophenol	EPA 625	µg/L	0.34	5.0	<0.34	10
2,4-Dichlorophenol	EPA 625	µg/L	0.26	1.0	<0.26	5
2,4-Dimethylphenol	EPA 625	µg/L	0.30	1.0	<0.30	2
2,4-Dinitrophenol	EPA 625	µg/L	0.37	5.0	<0.37	5
2,4-Dinitrotoluene	EPA 625	µg/L	0.87	2.0	<0.87	5
2,6-Dinitrotoluene	EPA 625	µg/L	0.46	2.0	<0.46	5
2-Chloronaphthalene	EPA 625	µg/L	0.23	2.0	<0.23	10
2-Chlorophenol	EPA 625	µg/L	0.85	2.0	<0.85	5
2-Nitrophenol	EPA 625	µg/L	0.39	2.0	<0.39	10
3,3'-Dichlorobenzidine	EPA 625	µg/L	0.41	5.0	<0.41	5
4,6-Dinitro-2-Methylphenol	EPA 625	µg/L	0.43	5.0	<0.43	5
4-Bromophenyl-Phenyl Ether	EPA 625	µg/L	0.20	2.0	<0.20	5
4-Chloro-3-Methylphenol	EPA 625	µg/L	0.42	1.0	<0.42	1
4-Chlorophenyl-Phenyl Ether	EPA 625	µg/L	0.20	2.0	<0.20	5
4-Nitrophenol	EPA 625	µg/L	0.66	2.0	<0.66	10
Acenaphthene	EPA 625	µg/L	0.22	1.0	<0.22	1
Acenaphthylene	EPA 625	µg/L	0.20	2.0	<0.20	10
Anthracene	EPA 625	µg/L	0.20	2.0	<0.20	10
Benzdine	EPA 625	µg/L	3.0	5.3	<3.0	5
Benzo (a) Anthracene	EPA 625	µg/L	0.30	2.0	<0.3	5
Benzo (a) Pyrene	EPA 625	µg/L	0.21	2.0	<0.21	10
Benzo (b) Fluoranthene	EPA 625	µg/L	0.42	2.0	<0.42	10
Benzo (g,h,i) Perylene	EPA 625	µg/L	0.48	2.0	<0.48	5
Benzo (k) Fluoranthene	EPA 625	µg/L	0.29	2.0	<0.29	10
Bis(2-Chloroethoxy) Methane	EPA 625	µg/L	0.27	2.0	<0.27	5
Bis(2-Chloroethyl) Ether	EPA 625	µg/L	0.86	1.0	<0.86	1
Bis(2-Chloroisopropyl) Ether	EPA 625	µg/L	1.7	2.0	<1.7	2
Bis(2-Ethylhexyl) Phthalate	EPA 625	µg/L	0.20	3.0	<0.20	5
Butyl Benzyl Phthalate	EPA 625	µg/L	0.26	2.0	<0.26	10
Chrysene	EPA 625	µg/L	0.26	2.0	<0.26	10
Dibenz (a,h) Anthracene	EPA 625	µg/L	0.59	3.0	<0.59	10
Diethyl Phthalate	EPA 625	µg/L	0.20	2.0	<0.2	2
Dimethyl Phthalate	EPA 625	µg/L	0.25	2.0	<0.25	2
Di-n-Butyl Phthalate	EPA 625	µg/L	0.20	2.0	<0.20	10
Di-n-Octyl Phthalate	EPA 625	µg/L	0.31	2.0	<0.31	10
Fluoranthene	EPA 625	µg/L	0.41	1.0	<0.41	1
Fluorene	EPA 625	µg/L	0.20	2.0	<0.20	10
Hexachlorobenzene	EPA 625	µg/L	0.23	1.0	<0.23	1
Hexachlorocyclopentadiene	EPA 625	µg/L	0.35	1.0	<0.35	5
Hexachloroethane	EPA 625	µg/L	0.057	1.0	<0.057	1
Indeno (1,2,3-c,d) Pyrene	EPA 625	µg/L	0.71	2.0	<0.71	10
Isophorone	EPA 625	µg/L	0.41	1.0	<0.41	1

Table 4. NPDES Effluent Monitoring, Remaining Priority Pollutants, Second Quarter 2020
SFPP Norwalk Pump Station, Norwalk, California

Analyte	Analytical Method	Units	MDL	RL	6/11/2020	ML ^a
Nitrobenzene	EPA 625	µg/L	0.39	1.0	<0.39	1
N-Nitrosodimethylamine	EPA 625	µg/L	0.56	2.0	<0.56	5
N-Nitroso-di-n-propylamine	EPA 625	µg/L	0.56	2.0	<0.56	5
N-Nitrosodiphenylamine	EPA 625	µg/L	0.27	1.0	<0.27	1
Pentachlorophenol	EPA 625	µg/L	0.43	1.0	<0.43	5
Phenanthrene	EPA 625	µg/L	0.20	2.0	<0.20	5
Pyrene	EPA 625	µg/L	0.31	2.0	<0.31	10
2,3,7,8-TCDD	EPA 8290	pg/L	0.71	11	<0.71	NE
Asbestos	EPA 600 94 134, 100.2	MFL	0.20	0.20	<0.20	NE
Cyanide (Total)	EPA 335.4	mg/L	0.0017	0.005	<0.0017	NE

Notes:

- ^a ML is the concentration at which the entire analytical system must give a recognizable signal and acceptable calibration point. It is also the concentration in a sample that is equivalent to the concentration of the lowest calibration standard analyzed by a specific analytical procedure, assuming that all the method-specified sample weights, volumes, and processing steps have been followed.
- < = not detected above the MDL
- µg/L = micrograms per liter
- J = detected at a concentration below the RL and above the MDL; reported value is estimated
- MDL = laboratory method detection limit
- MFL = million fibers per liter
- mg/L = milligrams per liter
- ML = minimum level (see note a)
- NE = not established
- NPDES = National Pollutant Discharge Elimination System
- pg/L = picograms per liter
- RL = laboratory reporting limit
- TCDD = tetrachlorodibenzodioxin

Table 5. NPDES Receiving Water Monitoring, RSW-001 (50 feet upstream) and RSW-002 (50 feet downstream), Second Quarter 2020
SFPD Norwalk Pump Station, Norwalk, California

Analyte	Analytical Method	Units	MDL	RL	RSW-001 6/11/2020	RSW-002 6/11/2020	ML ^a
pH	SM 4500 HB	s.u.	--	--	8.57	8.84	NE
Temperature	Temperature	°F	--	--	79.7	79.7	NE
Hardness (as CaCO ₃)	SM 2340B	mg/L	1.0	1.0	240	250	NE
2,3,7,8-TCDD	EPA 8290	pg/L	1.1	11	<1.1	<0.78	NE
Arsenic	EPA 200.8	µg/L	0.081	0.10	3.3	3.3	2
Lead	EPA 200.8	µg/L	0.13	0.50	0.83	1.1	0.5
Aroclor-1016	EPA 608	µg/L	0.014	0.04	<0.014	<0.014	0.5
Aroclor-1221	EPA 608	µg/L	0.013	0.0	<0.013	<0.013	0.5
Aroclor-1232	EPA 608	µg/L	0.012	0.04	<0.012	<0.012	0.5
Aroclor-1242	EPA 608	µg/L	0.0074	0.04	<0.0074	<0.0074	0.5
Aroclor-1248	EPA 608	µg/L	0.0088	0.04	<0.0088	<0.0088	0.5
Aroclor-1254	EPA 608	µg/L	0.0074	0.04	<0.0074	<0.0074	0.5
Aroclor-1260	EPA 608	µg/L	0.018	0.04	<0.018	<0.018	0.5
Cadmium	EPA 200.8	µg/L	0.053	0.25	0.13 J	0.14 J	0.25
Mercury	EPA 245.1	µg/L	0.018	0.05	<0.018	<0.018	0.2
Antimony	EPA 200.8	µg/L	0.16	0.50	0.74	0.73	0.50
Beryllium	EPA 200.8	µg/L	0.042	0.50	<0.042	<0.042	0.50
Total Chromium	EPA 200.8	µg/L	0.13	0.50	0.86	0.83	0.50
Chromium (III) (Total Cr - Cr VI)	CALCCR3	µg/L	0.13	0.50	0.67 J	0.62	NA
Copper	EPA 200.8	µg/L	0.26	0.50	4.9	5.5	0.5
Nickel	EPA 200.8	µg/L	0.26	1.0	<0.26	<0.26	1
Selenium	EPA 200.8	µg/L	0.36	0.50	2.4	2.6	2.0
Silver	EPA 200.8	µg/L	0.230	0.25	<0.23	<0.23	0.25
Thallium	EPA 200.8	µg/L	0.19	0.5	<0.19	<0.19	1.0
Zinc	EPA 200.8	µg/L	0.27	1.0	12	15	1.0
Chromium (VI)	EPA 7199	µg/L	0.033	0.20	0.19 J	0.21	0.5
4,4'-DDD	EPA 608	µg/L	0.00018	0.001	<0.00018	0.0022	0.05
4,4'-DDE	EPA 608	µg/L	0.00025	0.001	<0.00025	<0.00025	0.05
4,4'-DDT	EPA 608	µg/L	0.00019	0.001	0.0048	0.0045	0.01
Aldrin	EPA 608	µg/L	0.00019	0.001	<0.00019	<0.00019	0.005
Alpha Endosulfan	EPA 608	µg/L	0.0001	0.001	<0.00014	<0.00014	0.02
Alpha-BHC	EPA 608	µg/L	0.0001	0.001	<0.0001	<0.0001	0.01
Beta Endosulfan	EPA 608	µg/L	0.0002	0.001	<0.0002	<0.0002	0.01
Beta-BHC	EPA 608	µg/L	0.00013	0.001	<0.00013	<0.00013	0.005
Chlordane	EPA 608	µg/L	0.0089	0.10	<0.0089	<0.0089	0.1
Delta-BHC	EPA 608	µg/L	0.0003	0.001	<0.0003	<0.0003	0.005
Dieldrin	EPA 608	µg/L	0.00022	0.001	<0.00022	<0.00022	0.01
Endosulfan Sulfate	EPA 608	µg/L	0.00011	0.001	<0.00011	<0.00011	0.05

Table 5. NPDES Receiving Water Monitoring, RSW-001 (50 feet upstream) and RSW-002 (50 feet downstream), Second Quarter 2020
SFPD Norwalk Pump Station, Norwalk, California

Analyte	Analytical Method	Units	MDL	RL	RSW-001 6/11/2020	RSW-002 6/11/2020	ML ^a
Endrin	EPA 608	µg/L	0.00014	0.001	<0.00014	<0.00014	0.01
Endrin Aldehyde	EPA 608	µg/L	0.00011	0.002	<0.00011	<0.00011	0.01
Gamma-BHC	EPA 608	µg/L	0.00014	0.001	<0.00014	<0.00014	0.02
Heptachlor	EPA 608	µg/L	0.00019	0.001	<0.00019	<0.00019	0.01
Heptachlor Epoxide	EPA 608	µg/L	0.00013	0.001	<0.00013	<0.00013	0.01
Toxaphene	EPA 608	µg/L	0.040	0.40	<0.040	<0.040	0.5
1,1,1-Trichloroethane	EPA 8260B	µg/L	0.20	1.0	<0.20	<0.20	2
1,1,1,2-Tetrachloroethane	EPA 8260B	µg/L	0.11	1.0	<0.11	<0.11	1
1,1,2-Trichloroethane	EPA 8260B	µg/L	0.23	1.0	<0.23	<0.23	2
1,1-Dichloroethane	EPA 8260B	µg/L	0.22	0.50	<0.22	<0.22	1.0
1,1-Dichloroethene	EPA 8260B	µg/L	0.17	1.0	<0.17	<0.17	2
1,2,4-Trichlorobenzene	EPA 8260B	µg/L	0.10	1.0	<0.10	<0.10	5
1,2-Dichlorobenzene	EPA 8260B	µg/L	0.089	1.0	<0.089	<0.089	2
1,2-Dichloroethane	EPA 8260B	µg/L	0.16	0.50	<0.16	<0.16	2.0
1,2-Dichloropropane	EPA 8260B	µg/L	0.16	1.0	<0.16	<0.16	1
1,3-Dichlorobenzene	EPA 8260B	µg/L	0.081	1.0	<0.081	<0.081	1
1,4-Dichlorobenzene	EPA 8260B	µg/L	0.080	1.0	<0.080	<0.080	1
2-Chloroethyl Vinyl Ether	EPA 8260B	µg/L	0.29	1.0	<0.29	<0.29	1
Acrolein	EPA 8260B	µg/L	2.5	5.0	<2.5	<2.5	5
Acrylonitrile	EPA 8260B	µg/L	1.0	2.0	<1.0	<1.0	2
Benzene	EPA 8260B	µg/L	0.11	1.0	<0.11	<0.11	2.0
Bromodichloromethane	EPA 8260B	µg/L	0.20	1.0	<0.20	<0.20	2
Bromoform	EPA 8260B	µg/L	0.23	1.0	<0.23	<0.23	2
Bromomethane	EPA 8260B	µg/L	0.38	1.0	<0.38	<0.38	2
cis-1,3-Dichloropropene	EPA 8260B	µg/L	0.16	1.0	<0.16	<0.16	2
Carbon Tetrachloride	EPA 8260B	µg/L	0.33	0.50	<0.33	<0.33	2
Chlorobenzene	EPA 8260B	µg/L	0.11	1.0	<0.11	<0.11	2
Chloroethane	EPA 8260B	µg/L	0.69	1.0	<0.69	<0.69	2
Chloroform	EPA 8260B	µg/L	0.38	1.0	<0.38	<0.38	2
Chloromethane	EPA 8260B	µg/L	0.23	1.0	<0.23	<0.23	2
Dibromochloromethane	EPA 8260B	µg/L	0.23	1.0	<0.23	<0.23	2
Ethylbenzene	EPA 8260B	µg/L	0.11	1.0	<0.11	<0.11	2.0
Hexachlorobutadiene	EPA 8260B	µg/L	0.30	1.0	<0.30	<0.30	1
Hexachlorobenzene	EPA 625	µg/L	2.3	10	<2.3	<2.3	1
Hexachloroethane	EPA 625	µg/L	0.57	10	<0.57	<0.57	1
Methylene Chloride	EPA 8260B	µg/L	1.2	2.0	<1.2	<1.2	2
Naphthalene	EPA 8260B	µg/L	0.41	1.0	<0.41	<0.41	1
trans-1,2-Dichloroethene	EPA 8260B	µg/L	0.27	1.0	<0.27	<0.27	1

Table 5. NPDES Receiving Water Monitoring, RSW-001 (50 feet upstream) and RSW-002 (50 feet downstream), Second Quarter 2020
SFPD Norwalk Pump Station, Norwalk, California

Analyte	Analytical Method	Units	MDL	RL	RSW-001 6/11/2020	RSW-002 6/11/2020	ML ^a
trans-1,3-Dichloropropene	EPA 8260B	µg/L	0.12	1.0	<0.12	<0.12	2
Tetrachloroethene	EPA 8260B	µg/L	0.25	1.0	<0.25	<0.25	2
Toluene	EPA 8260B	µg/L	0.13	2.0	<0.13	<0.13	2.0
Trichloroethene	EPA 8260B	µg/L	0.26	1.0	<0.26	<0.26	2
Vinyl Chloride	EPA 8260B	µg/L	0.19	0.50	<0.19	<0.19	2
1,2-Diphenylhydrazine	EPA 625	µg/L	4.4	10	<4.4	<4.4	1
2,4,6-Trichlorophenol	EPA 625	µg/L	3.4	50	<3.4	<3.4	10
2,4-Dichlorophenol	EPA 625	µg/L	2.6	10	<2.6	<2.6	5
2,4-Dimethylphenol	EPA 625	µg/L	3.0	10	<3.0	<3.0	2
2,4-Dinitrophenol	EPA 625	µg/L	3.7	50	<3.7	<3.7	5
2,4-Dinitrotoluene	EPA 625	µg/L	8.7	20	<8.7	<8.7	5
2,6-Dinitrotoluene	EPA 625	µg/L	4.6	20	<4.6	<4.6	5
2-Chloronaphthalene	EPA 625	µg/L	2.3	20	<2.3	<2.3	10
2-Chlorophenol	EPA 625	µg/L	8.5	20	<8.5	<8.5	5
2-Nitrophenol	EPA 625	µg/L	3.9	20	<3.9	<3.9	10
3,3'-Dichlorobenzidine	EPA 625	µg/L	4.1	50	<4.1	<4.1	5
4,6-Dinitro-2-Methylphenol	EPA 625	µg/L	4.3	50	<4.3	<4.3	5
4-Bromophenyl-Phenyl Ether	EPA 625	µg/L	2.0	20	<2.0	<2.0	5
4-Chloro-3-Methylphenol	EPA 625	µg/L	4.2	10	<4.2	<4.2	1
4-Chlorophenyl-Phenyl Ether	EPA 625	µg/L	2.0	20	<2.0	<2.0	5
4-Nitrophenol	EPA 625	µg/L	6.6	20	<6.6	<6.6	10
Acenaphthene	EPA 625	µg/L	2.2	10	<2.2	<2.2	1
Acenaphthylene	EPA 625	µg/L	2.0	20	<2.0	<2.0	10
Anthracene	EPA 625	µg/L	2.0	20	<2.0	<2.0	10
Benzidine	EPA 625	µg/L	30	53	<30	<30	5
Benzo (a) Anthracene	EPA 625	µg/L	3.0	20	<3.0	<3.0	5
Benzo (a) Pyrene	EPA 625	µg/L	2.1	20	<2.1	<2.1	10
Benzo (b) Fluoranthene	EPA 625	µg/L	4.2	20	<4.2	<4.2	10
Benzo (g,h,i) Perylene	EPA 625	µg/L	4.8	20	<4.8	<4.8	5
Benzo (k) Fluoranthene	EPA 625	µg/L	2.9	20	<2.9	<2.9	10
Bis(2-Chloroethoxy) Methane	EPA 625	µg/L	2.7	20	<2.7	<2.7	5
Bis(2-Chloroethyl) Ether	EPA 625	µg/L	8.6	10	<8.6	<8.6	1
Bis(2-Chloroisopropyl) Ether	EPA 625	µg/L	17	20	<17	<17	2
Bis(2-Ethylhexyl) Phthalate	EPA 625	µg/L	2.0	30	<2.0	<2.0	5
Butyl Benzyl Phthalate	EPA 625	µg/L	2.6	20	<2.6	<2.6	10
Chrysene	EPA 625	µg/L	2.6	20	<2.6	<2.6	10
Dibenz (a,h) Anthracene	EPA 625	µg/L	5.9	30	<5.9	<5.9	10
Diethyl Phthalate	EPA 625	µg/L	2.0	20	<2.0	<2.0	2

Table 5. NPDES Receiving Water Monitoring, RSW-001 (50 feet upstream) and RSW-002 (50 feet downstream), Second Quarter 2020
SFPD Norwalk Pump Station, Norwalk, California

Analyte	Analytical Method	Units	MDL	RL	RSW-001 6/11/2020	RSW-002 6/11/2020	ML ^a
Dimethyl Phthalate	EPA 625	µg/L	2.5	20	<2.5	<2.5	2
Di-n-Butyl Phthalate	EPA 625	µg/L	2.0	20	<2.0	<2.0	10
Di-n-Octyl Phthalate	EPA 625	µg/L	3.1	20	<3.1	<3.1	10
Fluoranthene	EPA 625	µg/L	4.1	10	<4.1	<4.1	1
Fluorene	EPA 625	µg/L	2.0	20	<2.0	<2.0	10
Hexachlorocyclopentadiene	EPA 625	µg/L	3.5	10	<3.5	<3.5	5
Indeno (1,2,3-c,d) Pyrene	EPA 625	µg/L	7.1	20	<7.1	<7.1	10
Isophorone	EPA 625	µg/L	4.1	10	<4.1	<4.1	1
Nitrobenzene	EPA 625	µg/L	3.9	10	<3.9	<3.9	1
N-Nitrosodimethylamine	EPA 625	µg/L	5.6	20	<5.6	<5.6	5
N-Nitroso-di-n-propylamine	EPA 625	µg/L	5.6	20	<5.6	<5.6	5
N-Nitrosodiphenylamine	EPA 625	µg/L	2.7	10	<2.7	<2.7	1
Pentachlorophenol	EPA 625	µg/L	4.3	10	<4.3	<4.3	5
Phenanthrene	EPA 625	µg/L	2.0	20	<2.0	<2.0	5
Phenol	EPA 625	µg/L	8.4	10	<8.4	<8.4	1
Pyrene	EPA 625	µg/L	3.1	20	<3.1	<3.1	10
Cyanide (Total)	EPA 335.4	mg/L	0.0017	0.005	<0.0017	<0.0017	NE
Asbestos	EPA 600 94 134, 100.2	MFL	0.2	0.2	1	1	NE
Salinity	SM 2520B	ppt	--	--	0.8	0.8	NE

Notes:

^a ML is the concentration at which the entire analytical system must give a recognizable signal and acceptable calibration point.

It is also the concentration in a sample that is equivalent to the concentration of the lowest calibration standard analyzed by a specific analytical procedure, assuming that all the method-specified sample weights, volumes, and processing steps have been followed.

< = not detected above the MDL

µg/L = micrograms per liter

J = detected at a concentration below the RL and above the MDL; reported value is estimated

MDL = laboratory method detection limit

MFL = million fibers per liter

mg/L = milligrams per liter

ML = minimum level (see note a)

NE = not established

NPDES = National Pollutant Discharge Elimination System

pg/L = picograms per liter

ppt = parts per thousand

RL = laboratory reporting limit

TCDD = tetrachlorodibenzodioxin

Table 6. NPDES TCDD Equivalent Calculation, Second Quarter 2020

SFPP Norwalk Pump Station, Norwalk, California

Dioxin or Furan Congener ^a	Analysis Method	Units	Effluent Concentration (6/11/20) ^b	Receiving Water (RSW-001) Concentration (6/11/20) ^b	Receiving Water (RSW-002) Concentration (6/11/20) ^b	TEF	Effluent Concentration x TEF ^c	Receiving Water (RSW-001) Concentration x TEF ^c	Receiving Water (RSW-002) Concentration x TEF
1,2,3,4,6,7,8-Hepta CDD	EPA 8290	pg/L	2.6 J	10 J	11 J	0.01	2.60E-02	1.00E-01	1.10E-01
1,2,3,4,6,7,8-Hepta CDF	EPA 8290	pg/L	<0.97	5.4 J	2.8 J	0.01	4.85E-03	5.40E-02	2.80E-02
1,2,3,4,7,8,9-Hepta CDF	EPA 8290	pg/L	<1.3	<5.9	<3.0	0.01	6.50E-03	2.95E-02	1.50E-02
1,2,3,4,7,8-Hexa CDD	EPA 8290	pg/L	<0.79	<2.4	<1.0	0.1	3.95E-02	1.20E-01	5.00E-02
1,2,3,4,7,8-Hexa CDF	EPA 8290	pg/L	0.78 J	<1.7	<1.3	0.1	7.80E-02	8.50E-02	6.50E-02
1,2,3,6,7,8-Hexa CDD	EPA 8290	pg/L	<0.64	<2.1	<1.0	0.1	3.20E-02	1.05E-01	5.00E-02
1,2,3,6,7,8-Hexa CDF	EPA 8290	pg/L	<0.79	<2.1	1.4 J	0.1	3.95E-02	1.05E-01	1.40E-01
1,2,3,7,8,9-Hexa CDD	EPA 8290	pg/L	<0.49	<1.6	<0.73	0.1	2.45E-02	8.00E-02	3.65E-02
1,2,3,7,8,9-Hexa CDF	EPA 8290	pg/L	<0.78	<1.3	<0.69	0.1	3.90E-02	6.50E-02	3.45E-02
1,2,3,7,8-Penta CDD	EPA 8290	pg/L	<0.89	<1.2	<0.79	1	4.45E-01	6.00E-01	3.95E-01
1,2,3,7,8-Penta CDF	EPA 8290	pg/L	<0.47	<2.2	<1.4	0.05	1.18E-02	5.50E-02	3.50E-02
2,3,4,6,7,8-Hexa CDF	EPA 8290	pg/L	<0.55	<1.2	<1.1	0.1	2.75E-02	6.00E-02	5.50E-02
2,3,4,7,8-Penta CDF	EPA 8290	pg/L	<0.34	<0.56	<1.1	0.5	8.50E-02	1.40E-01	2.75E-01
2,3,7,8-Tetra CDD	EPA 8290	pg/L	<0.71	<1.1	<0.78	1	3.55E-01	5.50E-01	3.90E-01
2,3,7,8-Tetra CDF	EPA 8290	pg/L	<0.61	<1.2	<0.85	0.1	3.05E-02	6.00E-02	4.25E-02
Octa CDD	EPA 8290	pg/L	4 J	120	62 J	0.0001	4.00E-04	1.20E-02	6.20E-03
Octa CDF	EPA 8290	pg/L	<2.5	11 J	<5.1	0.0001	1.25E-04	1.10E-03	2.55E-04
Tetra CDD-Equivalent	EPA 8290	pg/L				--	1.2	2.2	1.7

Notes:

^a Congeners per California Regional Water Quality Control Board Waste Discharge Requirements.

^b If the result is not detected, the data are shown as less than (<) the method detection limit.

^c If the result is not detected, half the method detection limit for the respective congener is used to calculate TCDD-equivalent.

CDD = chlorodibenzodioxin

CDF = chlordibenzofuran

NPDES = National Pollutant Discharge Elimination System

pg/L = picograms per liter

TCDD = tetrachlorodibenzodioxin

TEF = toxicity equivalency factor

Table 7. Water Quality Parameters for Coyote Creek and the Composite Chronic Toxicity Samples, Second Quarter 2020
SFPP Norwalk Pump Station, Norwalk, California

Parameter Tests	Unit	Measurement Method	Sampling Dates				
			RSW-001	RSW-002	EFF-06082020 ^a	EFF-06112020 ^a	EFF-06122020 ^a
			6/11/20 2:15:00 PM	6/11/20 2:18:00 PM	6/8/20 10:35:00 AM	6/11/20 11:45:00 AM	6/12/20 11:45:00 AM
pH	s.u.	Field ^b	8.57	8.84	6.61	6.77	7.07
pH	s.u.	Laboratory	--	--	--	7.4	--
Temperature	°F	Field ^b	79.7	79.7	78.1	78.3	75.2
Salinity	ppt	Field ^b	0.78	0.78	1.2	1.2	1.2
Dissolved Oxygen	mg/L	Field ^b	6.46	6.46	9.42	3.29	9.03
Dissolved Oxygen	mg/L	Laboratory	--	--	--	--	--
Conductivity	mS/cm	Field ^b	1.56	1.56	2.30	2.29	2.30
Conductivity	mS/cm	Laboratory	--	--	--	--	--
Total Ammonia	mg/L as nitrogen	Laboratory	--	--	NS	NS	NS

Notes:

^a The effluent 24-hour composite samples were collected on 6/8/2020, 6/11/2020, and 6/12/2020.

^b Field measurements were collected using a Horiba U-52.

-- = not measured or not applicable

° F = degrees Fahrenheit

mg/L = milligrams per liter

mS/cm = milliSiemens per centimeter

ppt = parts per thousand

s.u. = standard units

Table 8. NPDES Effluent Chronic Toxicity Monitoring, Second Quarter 2020

SFPP Norwalk Pump Station, Norwalk, California

		Sampling Dates	06/08/2020, 06/11/2020, and 06/12/2020
		Test Dates	06/09/2020 to 06/16/2020
Test Organism	Toxicity Endpoint	EFF-001 (Effluent)	
		% Effect	TST Result
Larva Fathead Minnows (Pimephales promelas)	Survival	2.6	Pass
	Growth	-19.7	Pass

Notes:

The Maximum Daily Effluent Limitation (MDEL) for chronic toxicity is exceeded when a chronic toxicity test results in "Fail" and the "Percent Effect" is $\geq 50\%$.

Two additional effluent toxicity tests will be conducted within the same calendar month if the initial test results in a "Fail" to evaluate the Median Monthly Effluent Limit (MMEL).

A TIE (Toxicity Identification Evaluation) will be conducted on any effluent sample that causes a chronic result of "Fail" with an effect $> 50\%$.

Accelerated testing will be implemented if the MMEL result is a "Fail" or if a single effluent toxicity test results in a "Fail" with % effect $> 50\%$.

NPDES = National Pollutant Discharge Elimination System

TRE = toxicity reduction evaluation

TST = Test of Significant Toxicity (statistical analysis) per EPA 833-R-10-003 (EPA, 2010)

Figures

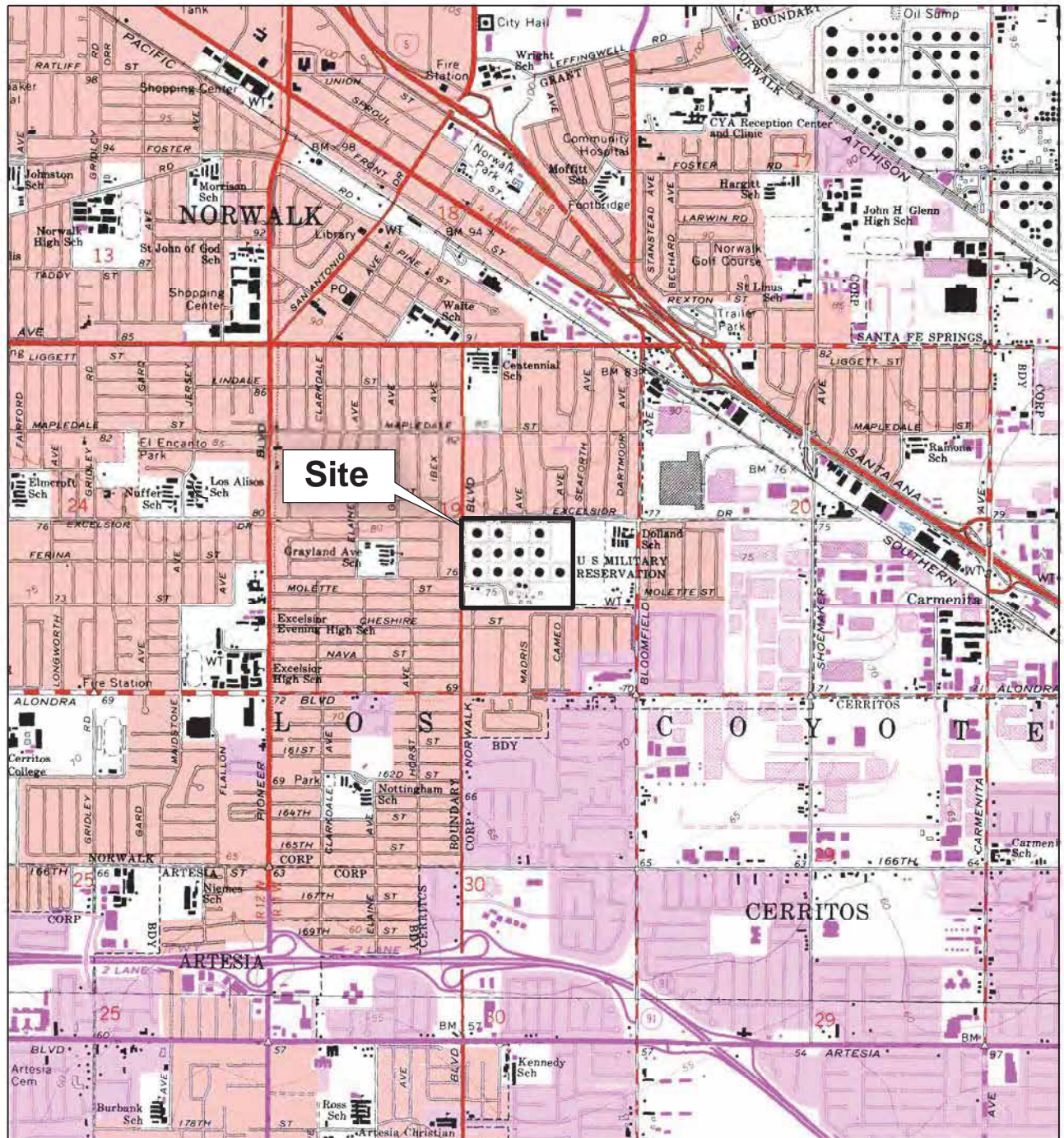
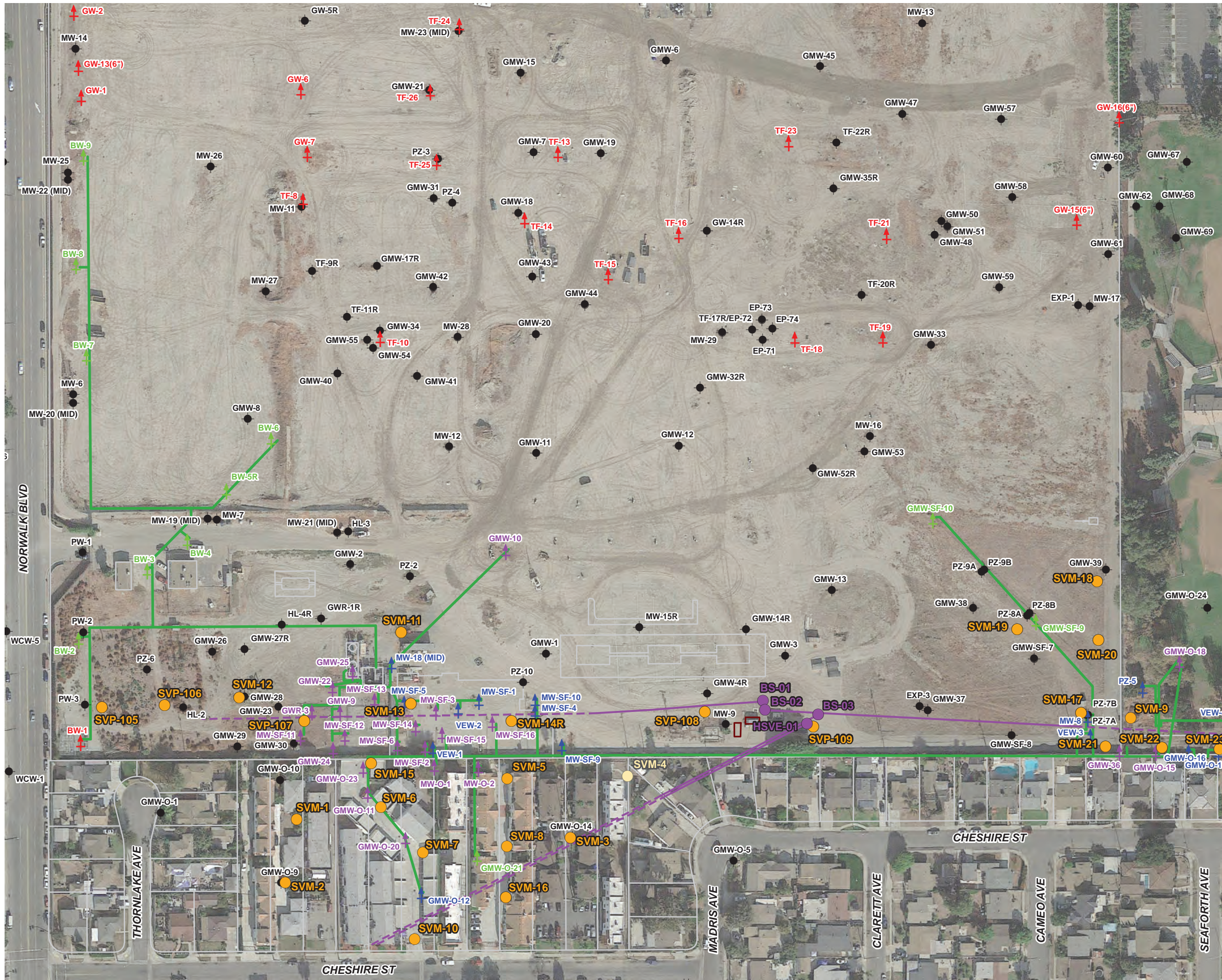


Figure 1. Site Location Map
 SFPP Norwalk Pump Station
 Norwalk, California

BASEMAP MODIFIED FROM U.S.G.S. 7.5 MINUTE QUADRANGLE MAP
 LOS ALAMITOS 1964, CALIFORNIA. PHOTO-REVISED 1981.
 WHITTIER 1965, CALIFORNIA. PHOTO-REVISED 1981.





- LEGEND**
- Soil Vapor Probe/Soil Vapor Monitoring Probe
 - Destroyed Soil Vapor Probe/Soil Vapor Monitoring Probe
 - Horizontal Biosparge Well Entry Point
 - Existing Groundwater Monitoring Well
 - ↑ Existing Remediation Well
 - ↑ Kinder Morgan Combined Soil Vapor and Total Fluids Extraction Wells
 - ↑ Kinder Morgan Soil Vapor Extraction Wells
 - ↑ Kinder Morgan Total Fluids and/or Groundwater Extraction Wells
 - Kinder Morgan Remediation Piping Layout (Above Ground and Below Ground)
 - Horizontal Biosparge Well (Dashed Line Depicts Approximate Lateral Extent of Well Screen)
 - Air Compressor System

Imagery Source:
Google Earth December 3, 2017.

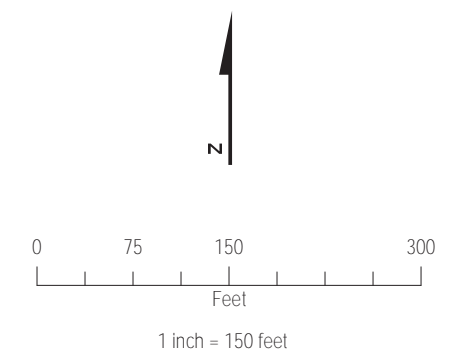


Figure 2. Remediation System Layout
SFPP Norwalk Pump Station
Norwalk, California

Attachment A
Laboratory Analytical Reports and
Chain-of-Custody Document

June 09, 2020

Eric Davis
CH2MHill
1000 Wilshire Blvd.
Los Angeles, CA 90017

TEL:

FAX:

Workorder No.: N040741

RE: SFPP Norwalk

Attention: Eric Davis

Enclosed are the results for sample(s) received on May 21, 2020 by ASSET Laboratories. The sample(s) are tested for the parameters as indicated in the enclosed chain of custody in accordance with the applicable laboratory certifications.

Thank you for the opportunity to service the needs of your company.

Please feel free to call me at (702) 307-2659 if I can be of further assistance to your company.

Sincerely,

Handwritten signature of Puri Romualdo in black ink, with the word "for" written to the right of the signature.

Puri Romualdo
Laboratory Director

The cover letter is an integral part of this analytical report. This Laboratory Report cannot be reproduced in part or in its entirety without written permission from the client and ASSET Laboratories - Las Vegas.



ASSET LABORATORIES
ANALYTICAL SUPPORT SERVICES FOR ENVIRONMENTAL TECHNOLOGIES

"Serving Clients with Passion and Professionalism"

CALIFORNIA | P:562.219.7435 F:562.219.7436
11110 Artesia Blvd., Ste B, Cerritos, CA 90703
ELAP Cert 2921
EPA ID CA01638

NEVADA | P:702.307.2659 F:702.307.2691
3151 W. Post Rd., Las Vegas, NV 89118
ELAP Cert 2676 | NV Cert NV00922
ORELAP/NELAP Cert 4046

CLIENT: CH2MHill
Project: SFPP Norwalk
Lab Order: N040741

CASE NARRATIVE

SAMPLE RECEIVING/GENERAL COMMENTS:

All sample containers were received intact with proper chain of custody documentation.

Information on sample receipt conditions including discrepancies can be found in attached Sample Receipt Checklist Form.

Cooler temperature and sample preservation were verified upon receipt of samples if applicable.

Samples were analyzed within method holding time.

Results were J-Flag. "J" is used to flag those results that are between the PQL (Practical Quantitation Limit) and the calculated MDL (Method Detection Limit). Results that are "J" Flagged are estimated values since it becomes difficult to accurately quantitate the analyte near the MDL.

Analytical comments for EPA 8015B GRO:

Initial analysis within holding time however instrument quality control did not pass criteria.. Reanalysis was done past holding time.

Analytical comments for EPA 8015B DRO/ORO:

Matrix Spike(MS) and Matrix Spike Duplicate(MSD) were not performed due to limited sample. LCS/LCSD was used instead to measure precision.

Analytical comments for EPA 8270C SIM:

Matrix Spike(MS) and Matrix Spike Duplicate(MSD) were not performed due to limited sample. LCS/LCSD was used instead to measure precision.

Analytical comments for EPA 200.8:

Matrix Spike (MS) and Matrix Spike Duplicate (MSD) are outside recovery criteria on analyte Zinc possibly due to matrix interference. The associated Laboratory Control Sample (LCS) recovery was acceptable.



CLIENT: CH2MHill
Project: SFPP Norwalk
Lab Order: N040741
Contract No:

Work Order Sample Summary

Lab Sample ID	Client Sample ID	Matrix	Collection Date	Date Received	Date Reported
N040741-001A	EFF-052120	Wastewater	5/21/2020 9:45:00 AM	5/21/2020	6/9/2020
N040741-001B	EFF-052120	Wastewater	5/21/2020 9:45:00 AM	5/21/2020	6/9/2020
N040741-001C	EFF-052120	Wastewater	5/21/2020 9:45:00 AM	5/21/2020	6/9/2020
N040741-001D	EFF-052120	Wastewater	5/21/2020 9:45:00 AM	5/21/2020	6/9/2020
N040741-001E	EFF-052120	Wastewater	5/21/2020 9:45:00 AM	5/21/2020	6/9/2020



ASSET Laboratories

ANALYTICAL RESULTS

Print Date: 09-Jun-20

CLIENT: CH2MHill
Lab Order: N040741
Project: SFPP Norwalk
Lab ID: N040741-001

Client Sample ID: EFF-052120
Collection Date: 5/21/2020 9:45:00 AM
Matrix: WASTEWATER

Analyses	Result	MDL	PQL	Qual	Units	DF	Date Analyzed
----------	--------	-----	-----	------	-------	----	---------------

SEMIVOLATILE ORGANIC COMPOUNDS BY GC/MS

EPA 3510C

EPA 8270C

RunID: NV00922-MS9_200528A	QC Batch: 79464			PrepDate: 5/27/2020		Analyst: PL
Phenol	ND	0.33	1.0	µg/L	1	5/28/2020 12:08 PM
Surr: Phenol-d5	43.0	0	25-108	%REC	1	5/28/2020 12:08 PM

VOLATILE ORGANIC COMPOUNDS BY GC/MS

EPA 8260B

RunID: CA01638-MS10_200528A	QC Batch: CA20VW067			PrepDate:		Analyst: AW
1,1-Dichloroethane	ND	0.22	0.50	µg/L	1	5/28/2020 04:59 PM
1,2-Dichloroethane	ND	0.16	0.50	µg/L	1	5/28/2020 04:59 PM
Benzene	ND	0.11	1.0	µg/L	1	5/28/2020 04:59 PM
Ethylbenzene	ND	0.11	1.0	µg/L	1	5/28/2020 04:59 PM
m,p-Xylene	ND	0.23	1.0	µg/L	1	5/28/2020 04:59 PM
MTBE	ND	0.44	1.0	µg/L	1	5/28/2020 04:59 PM
o-Xylene	ND	0.087	1.0	µg/L	1	5/28/2020 04:59 PM
Tert-Butanol	ND	2.8	5.0	µg/L	1	5/28/2020 04:59 PM
Toluene	ND	0.13	2.0	µg/L	1	5/28/2020 04:59 PM
Xylenes, Total	ND	1.5	2.0	µg/L	1	5/28/2020 04:59 PM
Surr: 1,2-Dichloroethane-d4	95.2	0	72-119	%REC	1	5/28/2020 04:59 PM
Surr: 4-Bromofluorobenzene	97.5	0	76-119	%REC	1	5/28/2020 04:59 PM
Surr: Dibromofluoromethane	104	0	85-115	%REC	1	5/28/2020 04:59 PM
Surr: Toluene-d8	103	0	81-120	%REC	1	5/28/2020 04:59 PM

TPH EXTRACTABLE BY GC/FID

EPA 3510C

EPA 8015B

RunID: NV00922-GC1_200604A	QC Batch: 79456			PrepDate: 5/27/2020		Analyst: MG	
TPH-Diesel (C13-C22)	17	15	25	J	µg/L	1	6/4/2020 02:15 PM
TPH-Oil (C23-C36)	17	14	25	J	µg/L	1	6/4/2020 02:15 PM
Surr: Octacosane	101	0	26-152	%REC	1	6/4/2020 02:15 PM	
Surr: p-Terphenyl	100	0	57-132	%REC	1	6/4/2020 02:15 PM	

GASOLINE RANGE ORGANICS BY GC/FID

EPA 8015B

RunID: NV00922-GC4_200606A	QC Batch: E20VW050			PrepDate:		Analyst: BH	
TPH-Gasoline (C4-C12)	30	21	50	JH	µg/L	1	6/6/2020 07:27 AM
Surr: Chlorobenzene - d5	103	0	74-138	H	%REC	1	6/6/2020 07:27 AM

Qualifiers: B Analyte detected in the associated Method Blank
 H Holding times for preparation or analysis exceeded
 ND Not Detected at the Reporting Limit
 Results are wet unless otherwise specified

E Value above quantitation range
 J Analyte detected below quantitation limits
 S Spike/Surrogate outside of limits due to matrix interference
 DO Surrogate Diluted Out



ASSET LABORATORIES
 ANALYTICAL SUPPORT SERVICES FOR ENVIRONMENTAL TECHNOLOGIES

CALIFORNIA | P:562.219.7435 F:562.219.7436
 11110 Artesia Blvd., Ste B, Cerritos, CA 90703
 ELAP Cert 2921
 EPA ID CA01638

NEVADA | P:702.307.2659 F:702.307.2691
 3151 W. Post Rd., Las Vegas, NV 89118
 ELAP Cert 2676 | NV Cert NV00922
 ORELAP/NELAP Cert 4046

"Serving Clients with Passion and Professionalism"

ASSET Laboratories

ANALYTICAL RESULTS

Print Date: 09-Jun-20

CLIENT: CH2MHill	Client Sample ID: EFF-052120
Lab Order: N040741	Collection Date: 5/21/2020 9:45:00 AM
Project: SFPP Norwalk	Matrix: WASTEWATER
Lab ID: N040741-001	

Analyses	Result	MDL	PQL	Qual	Units	DF	Date Analyzed
----------	--------	-----	-----	------	-------	----	---------------

MERCURY BY COLD VAPOR TECHNIQUE

EPA 245.1

RunID: NV00922-AA2_200527A	QC Batch: 79445			PrepDate: 5/26/2020		Analyst: DJ
Mercury	ND	0.018	0.050	µg/L	1	5/27/2020 09:55 AM

TOTAL METALS BY ICPMS

EPA 200.8

RunID: NV00922-ICP8_200527D	QC Batch: 79453			PrepDate: 5/27/2020		Analyst: CEI
Copper	ND	0.26	0.50	µg/L	1	5/27/2020 02:56 PM
Lead	ND	0.13	0.50	µg/L	1	5/27/2020 09:00 AM
Zinc	ND	0.27	1.0	µg/L	1	5/27/2020 09:00 AM

TOTAL TPH

EPA 8015B

RunID: NV00922-GC4_200606A	QC Batch: R144902			PrepDate:		Analyst: BH
Total TPH	64	21	100	J ug/L	1	6/6/2020

Qualifiers:	B Analyte detected in the associated Method Blank	E Value above quantitation range
	H Holding times for preparation or analysis exceeded	J Analyte detected below quantitation limits
	ND Not Detected at the Reporting Limit	S Spike/Surrogate outside of limits due to matrix interference
	Results are wet unless otherwise specified	DO Surrogate Diluted Out



ASSET LABORATORIES
ANALYTICAL SUPPORT SERVICES FOR ENVIRONMENTAL TECHNOLOGIES

CALIFORNIA | P:562.219.7435 F:562.219.7436
11110 Artesia Blvd., Ste B, Cerritos, CA 90703
ELAP Cert 2921
EPA ID CA01638

NEVADA | P:702.307.2659 F:702.307.2691
3151 W. Post Rd., Las Vegas, NV 89118
ELAP Cert 2676 | NV Cert NV00922
ORELAP/NELAP Cert 4046

"Serving Clients with Passion and Professionalism"

CLIENT: CH2MHill
 Work Order: N040741
 Project: SFPP Norwalk

ANALYTICAL QC SUMMARY REPORT

TestCode: 200.8_W_SFPP

Sample ID: MB-79453	SampType: MBLK	TestCode: 200.8_W_SFPP	Units: µg/L	Prep Date: 5/27/2020	RunNo: 144733						
Client ID: PBW	Batch ID: 79453	TestNo: EPA 200.8		Analysis Date: 5/27/2020	SeqNo: 3799265						
Analyte	Result	PQL	SPK value	SPK Ref Val	%REC	LowLimit	HighLimit	RPD Ref Val	%RPD	RPDLimit	Qual
Lead	ND	0.50									
Zinc	ND	1.0									

Sample ID: LCS-79453	SampType: LCS	TestCode: 200.8_W_SFPP	Units: µg/L	Prep Date: 5/27/2020	RunNo: 144733						
Client ID: LCSW	Batch ID: 79453	TestNo: EPA 200.8		Analysis Date: 5/27/2020	SeqNo: 3799266						
Analyte	Result	PQL	SPK value	SPK Ref Val	%REC	LowLimit	HighLimit	RPD Ref Val	%RPD	RPDLimit	Qual
Lead	10.392	0.50	10.00	0	104	85	115				
Zinc	10.495	1.0	10.00	0	105	85	115				

Sample ID: N040741-001D-DUP	SampType: DUP	TestCode: 200.8_W_SFPP	Units: µg/L	Prep Date: 5/27/2020	RunNo: 144733						
Client ID: ZZZZZ	Batch ID: 79453	TestNo: EPA 200.8		Analysis Date: 5/27/2020	SeqNo: 3799271						
Analyte	Result	PQL	SPK value	SPK Ref Val	%REC	LowLimit	HighLimit	RPD Ref Val	%RPD	RPDLimit	Qual
Lead	ND	0.50						0	0	20	
Zinc	ND	1.0						0	0	20	

Sample ID: N040741-001D-MS	SampType: MS	TestCode: 200.8_W_SFPP	Units: µg/L	Prep Date: 5/27/2020	RunNo: 144733						
Client ID: ZZZZZ	Batch ID: 79453	TestNo: EPA 200.8		Analysis Date: 5/27/2020	SeqNo: 3799273						
Analyte	Result	PQL	SPK value	SPK Ref Val	%REC	LowLimit	HighLimit	RPD Ref Val	%RPD	RPDLimit	Qual
Lead	10.212	0.50	10.00	0	102	75	125				
Zinc	13.612	1.0	10.00	0	136	75	125				S

Sample ID: N040741-001D-MSD	SampType: MSD	TestCode: 200.8_W_SFPP	Units: µg/L	Prep Date: 5/27/2020	RunNo: 144733						
Client ID: ZZZZZ	Batch ID: 79453	TestNo: EPA 200.8		Analysis Date: 5/27/2020	SeqNo: 3799274						
Analyte	Result	PQL	SPK value	SPK Ref Val	%REC	LowLimit	HighLimit	RPD Ref Val	%RPD	RPDLimit	Qual

Qualifiers:

- B Analyte detected in the associated Method Blank
 - J Analyte detected below quantitation limits
 - S Spike/Surrogate outside of limits due to matrix interference
 - E Value above quantitation range
 - ND Not Detected at the Reporting Limit
 - DO Surrogate Diluted Out
 - H Holding times for preparation or analysis exceeded
 - R RPD outside accepted recovery limits
- Calculations are based on raw values

CLIENT: CH2MHill
Work Order: N040741
Project: SFPP Norwalk

ANALYTICAL QC SUMMARY REPORT

TestCode: 200.8_W_SFPP

Sample ID: N040741-001D-MSD	SampType: MSD	TestCode: 200.8_W_SFPP	Units: µg/L	Prep Date: 5/27/2020	RunNo: 144733						
Client ID: ZZZZZZ	Batch ID: 79453	TestNo: EPA 200.8		Analysis Date: 5/27/2020	SeqNo: 3799274						
Analyte	Result	PQL	SPK value	SPK Ref Val	%REC	LowLimit	HighLimit	RPD Ref Val	%RPD	RPDLimit	Qual
Lead	10.257	0.50	10.00	0	103	75	125	10.21	0.446	20	
Zinc	13.463	1.0	10.00	0	135	75	125	13.61	1.10	20	S

Sample ID: MB-79453	SampType: MBLK	TestCode: 200.8_W_SFPP	Units: µg/L	Prep Date: 5/27/2020	RunNo: 144734						
Client ID: PBW	Batch ID: 79453	TestNo: EPA 200.8		Analysis Date: 5/27/2020	SeqNo: 3799319						
Analyte	Result	PQL	SPK value	SPK Ref Val	%REC	LowLimit	HighLimit	RPD Ref Val	%RPD	RPDLimit	Qual
Copper	ND	0.50									

Sample ID: LCS-79453	SampType: LCS	TestCode: 200.8_W_SFPP	Units: µg/L	Prep Date: 5/27/2020	RunNo: 144734						
Client ID: LCSW	Batch ID: 79453	TestNo: EPA 200.8		Analysis Date: 5/27/2020	SeqNo: 3799320						
Analyte	Result	PQL	SPK value	SPK Ref Val	%REC	LowLimit	HighLimit	RPD Ref Val	%RPD	RPDLimit	Qual
Copper	10.492	0.50	10.00	0	105	85	115				

Sample ID: N040741-001D-DUP	SampType: DUP	TestCode: 200.8_W_SFPP	Units: µg/L	Prep Date: 5/27/2020	RunNo: 144734						
Client ID: ZZZZZZ	Batch ID: 79453	TestNo: EPA 200.8		Analysis Date: 5/27/2020	SeqNo: 3799323						
Analyte	Result	PQL	SPK value	SPK Ref Val	%REC	LowLimit	HighLimit	RPD Ref Val	%RPD	RPDLimit	Qual
Copper	ND	0.50						0	0	20	

Sample ID: N040741-001D-MS	SampType: MS	TestCode: 200.8_W_SFPP	Units: µg/L	Prep Date: 5/27/2020	RunNo: 144734						
Client ID: ZZZZZZ	Batch ID: 79453	TestNo: EPA 200.8		Analysis Date: 5/27/2020	SeqNo: 3799325						
Analyte	Result	PQL	SPK value	SPK Ref Val	%REC	LowLimit	HighLimit	RPD Ref Val	%RPD	RPDLimit	Qual
Copper	7.607	0.50	10.00	0	76.1	75	125				

Qualifiers:

- | | | |
|--|--|--|
| B Analyte detected in the associated Method Blank | E Value above quantitation range | H Holding times for preparation or analysis exceeded |
| J Analyte detected below quantitation limits | ND Not Detected at the Reporting Limit | R RPD outside accepted recovery limits |
| S Spike/Surrogate outside of limits due to matrix interference | DO Surrogate Diluted Out | Calculations are based on raw values |

CLIENT: CH2MHill
Work Order: N040741
Project: SFPP Norwalk

ANALYTICAL QC SUMMARY REPORT

TestCode: 200.8_W_SFPP

Sample ID: N040741-001D-MSD	SampType: MSD	TestCode: 200.8_W_SFPP	Units: µg/L	Prep Date: 5/27/2020	RunNo: 144734						
Client ID: ZZZZZZ	Batch ID: 79453	TestNo: EPA 200.8		Analysis Date: 5/27/2020	SeqNo: 3799326						
Analyte	Result	PQL	SPK value	SPK Ref Val	%REC	LowLimit	HighLimit	RPD Ref Val	%RPD	RPDLimit	Qual
Copper	7.590	0.50	10.00	0	75.9	75	125	7.607	0.229	20	

Qualifiers:

- | | | |
|--|--|--|
| B Analyte detected in the associated Method Blank | E Value above quantitation range | H Holding times for preparation or analysis exceeded |
| J Analyte detected below quantitation limits | ND Not Detected at the Reporting Limit | R RPD outside accepted recovery limits |
| S Spike/Surrogate outside of limits due to matrix interference | DO Surrogate Diluted Out | Calculations are based on raw values |



CALIFORNIA | P: 562.219.7435 F: 562.219.7436
 11110 Artesia Blvd., Ste B, Cerritos, CA 90703
 ELAP Cert 2921
 EPA ID CA01638

NEVADA | P: 702.307.2659 F: 702.307.2691
 3151 W. Post Rd., Las Vegas, NV 89118
 ELAP Cert 2676 | NV Cert NV00922
 ORELAP/NELAP Cert 4046

CLIENT: CH2MHill
Work Order: N040741
Project: SFPP Norwalk

ANALYTICAL QC SUMMARY REPORT

TestCode: 245.1_W_LL

Sample ID: MB-79445	SampType: MBLK	TestCode: 245.1_W_LL	Units: µg/L	Prep Date: 5/26/2020	RunNo: 144624						
Client ID: PBW	Batch ID: 79445	TestNo: EPA 245.1		Analysis Date: 5/27/2020	SeqNo: 3792947						
Analyte	Result	PQL	SPK value	SPK Ref Val	%REC	LowLimit	HighLimit	RPD Ref Val	%RPD	RPDLimit	Qual

Mercury ND 0.050

Sample ID: LCS-79445	SampType: LCS	TestCode: 245.1_W_LL	Units: µg/L	Prep Date: 5/26/2020	RunNo: 144624						
Client ID: LCSW	Batch ID: 79445	TestNo: EPA 245.1		Analysis Date: 5/27/2020	SeqNo: 3792948						
Analyte	Result	PQL	SPK value	SPK Ref Val	%REC	LowLimit	HighLimit	RPD Ref Val	%RPD	RPDLimit	Qual

Mercury 2.260 0.050 2.500 0 90.4 85 115

Sample ID: N040741-001D-DUP	SampType: DUP	TestCode: 245.1_W_LL	Units: µg/L	Prep Date: 5/26/2020	RunNo: 144624						
Client ID: ZZZZZ	Batch ID: 79445	TestNo: EPA 245.1		Analysis Date: 5/27/2020	SeqNo: 3792951						
Analyte	Result	PQL	SPK value	SPK Ref Val	%REC	LowLimit	HighLimit	RPD Ref Val	%RPD	RPDLimit	Qual

Mercury ND 0.050 0 0 20

Sample ID: N040741-001D-MS	SampType: MS	TestCode: 245.1_W_LL	Units: µg/L	Prep Date: 5/26/2020	RunNo: 144624						
Client ID: ZZZZZ	Batch ID: 79445	TestNo: EPA 245.1		Analysis Date: 5/27/2020	SeqNo: 3792953						
Analyte	Result	PQL	SPK value	SPK Ref Val	%REC	LowLimit	HighLimit	RPD Ref Val	%RPD	RPDLimit	Qual

Mercury 2.240 0.050 2.500 0 89.6 75 125

Sample ID: N040741-001D-MSD	SampType: MSD	TestCode: 245.1_W_LL	Units: µg/L	Prep Date: 5/26/2020	RunNo: 144624						
Client ID: ZZZZZ	Batch ID: 79445	TestNo: EPA 245.1		Analysis Date: 5/27/2020	SeqNo: 3792954						
Analyte	Result	PQL	SPK value	SPK Ref Val	%REC	LowLimit	HighLimit	RPD Ref Val	%RPD	RPDLimit	Qual

Mercury 2.220 0.050 2.500 0 88.8 75 125 2.240 0.897 20

Qualifiers:

- | | | |
|--|--|--|
| B Analyte detected in the associated Method Blank | E Value above quantitation range | H Holding times for preparation or analysis exceeded |
| J Analyte detected below quantitation limits | ND Not Detected at the Reporting Limit | R RPD outside accepted recovery limits |
| S Spike/Surrogate outside of limits due to matrix interference | DO Surrogate Diluted Out | Calculations are based on raw values |



CALIFORNIA | P:562.219.7435 F:562.219.7436
 11110 Artesia Blvd., Ste B, Cerritos, CA 90703
 ELAP Cert 2921
 EPA ID CA01638

NEVADA | P:702.307.2659 F:702.307.2691
 3151 W. Post Rd., Las Vegas, NV 89118
 ELAP Cert 2676 | NV Cert NV00922
 ORELAP/NELAP Cert 4046

CLIENT: CH2MHill
Work Order: N040741
Project: SFPP Norwalk

ANALYTICAL QC SUMMARY REPORT

TestCode: 8015_W_FP_SFPP

Sample ID: MB-79456	SampType: MBLK	TestCode: 8015_W_FP_	Units: ug/L	Prep Date: 5/27/2020	RunNo: 144841						
Client ID: PBW	Batch ID: 79456	TestNo: EPA 8015B EPA 3510C		Analysis Date: 6/4/2020	SeqNo: 3804840						
Analyte	Result	PQL	SPK value	SPK Ref Val	%REC	LowLimit	HighLimit	RPD Ref Val	%RPD	RPDLimit	Qual
TPH-Diesel (C13-C22)	ND	25									
TPH-Oil (C23-C36)	ND	25									
Surr: Octacosane	84.626		80.00		106	26	152				
Surr: p-Terphenyl	81.800		80.00		102	57	132				

Qualifiers:

- | | | |
|--|--|--|
| B Analyte detected in the associated Method Blank | E Value above quantitation range | H Holding times for preparation or analysis exceeded |
| J Analyte detected below quantitation limits | ND Not Detected at the Reporting Limit | R RPD outside accepted recovery limits |
| S Spike/Surrogate outside of limits due to matrix interference | DO Surrogate Diluted Out | Calculations are based on raw values |



ASSET LABORATORIES
ANALYTICAL SERVICES FOR CHEMICAL, ENVIRONMENTAL, AND FORENSIC

CALIFORNIA | P: 562.219.7435 | F: 562.219.7436
 11110 Artesia Blvd., Ste B, Cerritos, CA 90703
 ELAP Cert 2921
 EPA ID CA01638

NEVADA | P: 702.307.2659 | F: 702.307.2691
 3151 W. Post Rd., Las Vegas, NV 89118
 ELAP Cert 2676 | NV Cert NV00922
 ORELAP/NELAP Cert 4046

"Serving Clients with Passion and Professionalism"

CLIENT: CH2MHill
Work Order: N040741
Project: SFPP Norwalk

ANALYTICAL QC SUMMARY REPORT

TestCode: 8015_W_SFPPTOT

Sample ID: MB-R144902	SampType: MBLK	TestCode: 8015_W_SFP	Units: ug/L	Prep Date:	RunNo: 144902						
Client ID: PBW	Batch ID: R144902	TestNo: EPA 8015B		Analysis Date: 6/6/2020	SeqNo: 3809306						
Analyte	Result	PQL	SPK value	SPK Ref Val	%REC	LowLimit	HighLimit	RPD Ref Val	%RPD	RPDLimit	Qual
Total TPH	34.000	100									J

Qualifiers:

- | | | |
|--|--|--|
| B Analyte detected in the associated Method Blank | E Value above quantitation range | H Holding times for preparation or analysis exceeded |
| J Analyte detected below quantitation limits | ND Not Detected at the Reporting Limit | R RPD outside accepted recovery limits |
| S Spike/Surrogate outside of limits due to matrix interference | DO Surrogate Diluted Out | Calculations are based on raw values |



CALIFORNIA | P: 562.219.7435 F: 562.219.7436
 11110 Artesia Blvd., Ste B, Cerritos, CA 90703
 ELAP Cert 2921
 EPA ID CA01638

NEVADA | P: 702.307.2659 F: 702.307.2691
 3151 W. Post Rd., Las Vegas, NV 89118
 ELAP Cert 2676 | NV Cert NV00922
 ORELAP/NELAP Cert 4046

CLIENT: CH2MHill
Work Order: N040741
Project: SFPP Norwalk

ANALYTICAL QC SUMMARY REPORT

TestCode: 8015GAS_WSFP

Sample ID: E200602LCS	SampType: LCS	TestCode: 8015GAS_WS	Units: ug/L	Prep Date:	RunNo: 144777						
Client ID: LCSW	Batch ID: E20VW046	TestNo: EPA 8015B		Analysis Date: 6/2/2020	SeqNo: 3801981						
Analyte	Result	PQL	SPK value	SPK Ref Val	%REC	LowLimit	HighLimit	RPD Ref Val	%RPD	RPDLimit	Qual
TPH-Gasoline (C4-C12)	1103.000	50	1000	0	110	67	136				
Surr: Chlorobenzene - d5	43690.000		50000		87.4	74	138				

Sample ID: E200602MB	SampType: MBLK	TestCode: 8015GAS_WS	Units: ug/L	Prep Date:	RunNo: 144777						
Client ID: PBW	Batch ID: E20VW046	TestNo: EPA 8015B		Analysis Date: 6/2/2020	SeqNo: 3801982						
Analyte	Result	PQL	SPK value	SPK Ref Val	%REC	LowLimit	HighLimit	RPD Ref Val	%RPD	RPDLimit	Qual
TPH-Gasoline (C4-C12)	37.000	50									J
Surr: Chlorobenzene - d5	48154.000		50000		96.3	74	138				

Sample ID: N040784-001IMS	SampType: MS	TestCode: 8015GAS_WS	Units: ug/L	Prep Date:	RunNo: 144777						
Client ID: ZZZZZ	Batch ID: E20VW046	TestNo: EPA 8015B		Analysis Date: 6/2/2020	SeqNo: 3801985						
Analyte	Result	PQL	SPK value	SPK Ref Val	%REC	LowLimit	HighLimit	RPD Ref Val	%RPD	RPDLimit	Qual
TPH-Gasoline (C4-C12)	968.000	50	1000	52.00	91.6	67	136				
Surr: Chlorobenzene - d5	45076.000		50000		90.2	74	138				

Sample ID: N040784-001IMSD	SampType: MSD	TestCode: 8015GAS_WS	Units: ug/L	Prep Date:	RunNo: 144777						
Client ID: ZZZZZ	Batch ID: E20VW046	TestNo: EPA 8015B		Analysis Date: 6/2/2020	SeqNo: 3801986						
Analyte	Result	PQL	SPK value	SPK Ref Val	%REC	LowLimit	HighLimit	RPD Ref Val	%RPD	RPDLimit	Qual
TPH-Gasoline (C4-C12)	1025.000	50	1000	52.00	97.3	67	136	968.0	5.72	30	
Surr: Chlorobenzene - d5	43898.000		50000		87.8	74	138		0	0	

Qualifiers:

- | | | |
|--|--|--|
| B Analyte detected in the associated Method Blank | E Value above quantitation range | H Holding times for preparation or analysis exceeded |
| J Analyte detected below quantitation limits | ND Not Detected at the Reporting Limit | R RPD outside accepted recovery limits |
| S Spike/Surrogate outside of limits due to matrix interference | DO Surrogate Diluted Out | Calculations are based on raw values |

CLIENT: CH2MHill
Work Order: N040741
Project: SFPP Norwalk

ANALYTICAL QC SUMMARY REPORT

TestCode: 8015GAS_WSFP

Sample ID: E200606LCS	SampType: LCS	TestCode: 8015GAS_WS	Units: ug/L	Prep Date:	RunNo: 144902						
Client ID: LCSW	Batch ID: E20VW050	TestNo: EPA 8015B		Analysis Date: 6/6/2020	SeqNo: 3807851						
Analyte	Result	PQL	SPK value	SPK Ref Val	%REC	LowLimit	HighLimit	RPD Ref Val	%RPD	RPDLimit	Qual

TPH-Gasoline (C4-C12)	1178.000	50	1000	0	118	67	136				
Surr: Chlorobenzene - d5	49195.000		50000		98.4	74	138				

Sample ID: E200606MB	SampType: MBLK	TestCode: 8015GAS_WS	Units: ug/L	Prep Date:	RunNo: 144902						
Client ID: PBW	Batch ID: E20VW050	TestNo: EPA 8015B		Analysis Date: 6/6/2020	SeqNo: 3807852						
Analyte	Result	PQL	SPK value	SPK Ref Val	%REC	LowLimit	HighLimit	RPD Ref Val	%RPD	RPDLimit	Qual

TPH-Gasoline (C4-C12)	34.000	50									J
Surr: Chlorobenzene - d5	49655.000		50000		99.3	74	138				

Sample ID: N040875-002BDUP	SampType: DUP	TestCode: 8015GAS_WS	Units: ug/L	Prep Date:	RunNo: 144902						
Client ID: ZZZZZ	Batch ID: E20VW050	TestNo: EPA 8015B		Analysis Date: 6/6/2020	SeqNo: 3807855						
Analyte	Result	PQL	SPK value	SPK Ref Val	%REC	LowLimit	HighLimit	RPD Ref Val	%RPD	RPDLimit	Qual

TPH-Gasoline (C4-C12)	35.000	50						37.00	0	0	J
Surr: Chlorobenzene - d5	49316.000		50000		98.6	74	138		0	0	

Sample ID: N040875-001BMS	SampType: MS	TestCode: 8015GAS_WS	Units: ug/L	Prep Date:	RunNo: 144902						
Client ID: ZZZZZ	Batch ID: E20VW050	TestNo: EPA 8015B		Analysis Date: 6/6/2020	SeqNo: 3807857						
Analyte	Result	PQL	SPK value	SPK Ref Val	%REC	LowLimit	HighLimit	RPD Ref Val	%RPD	RPDLimit	Qual

TPH-Gasoline (C4-C12)	958.000	50	1000	36.00	92.2	67	136				
Surr: Chlorobenzene - d5	46784.000		50000		93.6	74	138				

Sample ID: N040875-001BMSD	SampType: MSD	TestCode: 8015GAS_WS	Units: ug/L	Prep Date:	RunNo: 144902						
Client ID: ZZZZZ	Batch ID: E20VW050	TestNo: EPA 8015B		Analysis Date: 6/6/2020	SeqNo: 3807858						
Analyte	Result	PQL	SPK value	SPK Ref Val	%REC	LowLimit	HighLimit	RPD Ref Val	%RPD	RPDLimit	Qual

TPH-Gasoline (C4-C12)	992.000	50	1000	36.00	95.6	67	136	958.0	3.49	30	
-----------------------	---------	----	------	-------	------	----	-----	-------	------	----	--

Qualifiers:

- | | | |
|--|--|--|
| B Analyte detected in the associated Method Blank | E Value above quantitation range | H Holding times for preparation or analysis exceeded |
| J Analyte detected below quantitation limits | ND Not Detected at the Reporting Limit | R RPD outside accepted recovery limits |
| S Spike/Surrogate outside of limits due to matrix interference | DO Surrogate Diluted Out | Calculations are based on raw values |

CLIENT: CH2MHill
Work Order: N040741
Project: SFPP Norwalk

ANALYTICAL QC SUMMARY REPORT

TestCode: 8015GAS_WSFPP

Sample ID: N040875-001BMSD	SampType: MSD	TestCode: 8015GAS_WS	Units: ug/L	Prep Date:	RunNo: 144902						
Client ID: ZZZZZZ	Batch ID: E20VW050	TestNo: EPA 8015B		Analysis Date: 6/6/2020	SeqNo: 3807858						
Analyte	Result	PQL	SPK value	SPK Ref Val	%REC	LowLimit	HighLimit	RPD Ref Val	%RPD	RPDLimit	Qual
Surr: Chlorobenzene - d5	43688.000		50000		87.4	74	138		0	0	

Qualifiers:

- | | | |
|--|--|--|
| B Analyte detected in the associated Method Blank | E Value above quantitation range | H Holding times for preparation or analysis exceeded |
| J Analyte detected below quantitation limits | ND Not Detected at the Reporting Limit | R RPD outside accepted recovery limits |
| S Spike/Surrogate outside of limits due to matrix interference | DO Surrogate Diluted Out | Calculations are based on raw values |



CALIFORNIA | P: 562.219.7435 F: 562.219.7436
 11110 Artesia Blvd., Ste B, Cerritos, CA 90703
 ELAP Cert 2921
 EPA ID CA01638

NEVADA | P: 702.307.2659 F: 702.307.2691
 3151 W. Post Rd., Las Vegas, NV 89118
 ELAP Cert 2676 | NV Cert NV00922
 ORELAP/NELAP Cert 4046

CLIENT: CH2MHill
Work Order: N040741
Project: SFPP Norwalk

ANALYTICAL QC SUMMARY REPORT

TestCode: 8260_WP_SFPP

Sample ID: CA200528-LCS	SampType: LCS	TestCode: 8260_WP_SF	Units: ug/L	Prep Date:	RunNo: 144680						
Client ID: LCSW	Batch ID: CA20VW067	TestNo: EPA 8260B		Analysis Date: 5/28/2020	SeqNo: 3795976						
Analyte	Result	PQL	SPK value	SPK Ref Val	%REC	LowLimit	HighLimit	RPD Ref Val	%RPD	RPDLimit	Qual
1,1-Dichloroethane	20.960	0.50	20.00	0	105	69	133				
1,2-Dichloroethane	17.910	0.50	20.00	0	89.6	69	132				
Benzene	19.840	1.0	20.00	0	99.2	81	122				
Ethylbenzene	20.410	1.0	20.00	0	102	73	127				
m,p-Xylene	40.640	1.0	40.00	0	102	76	128				
MTBE	18.880	1.0	20.00	0	94.4	65	123				
o-Xylene	19.680	1.0	20.00	0	98.4	80	121				
Tert-Butanol	101.630	5.0	100.0	0	102	70	130				
Toluene	20.080	2.0	20.00	0	100	77	122				
Xylenes, Total	60.320	2.0	60.00	0	101	75	125				
Surr: 1,2-Dichloroethane-d4	22.230		25.00		88.9	72	119				
Surr: 4-Bromofluorobenzene	24.180		25.00		96.7	76	119				
Surr: Dibromofluoromethane	25.800		25.00		103	85	115				
Surr: Toluene-d8	24.960		25.00		99.8	81	120				

Sample ID: CA200528-MB1	SampType: MBLK	TestCode: 8260_WP_SF	Units: ug/L	Prep Date:	RunNo: 144680						
Client ID: PBW	Batch ID: CA20VW067	TestNo: EPA 8260B		Analysis Date: 5/28/2020	SeqNo: 3795977						
Analyte	Result	PQL	SPK value	SPK Ref Val	%REC	LowLimit	HighLimit	RPD Ref Val	%RPD	RPDLimit	Qual
1,1-Dichloroethane	ND	0.50									
1,2-Dichloroethane	ND	0.50									
Benzene	ND	1.0									
Ethylbenzene	ND	1.0									
m,p-Xylene	ND	1.0									
MTBE	ND	1.0									
o-Xylene	ND	1.0									
Tert-Butanol	ND	5.0									
Toluene	ND	2.0									
Xylenes, Total	ND	2.0									
Surr: 1,2-Dichloroethane-d4	23.680		25.00		94.7	72	119				

Qualifiers:

- | | | |
|--|--|--|
| B Analyte detected in the associated Method Blank | E Value above quantitation range | H Holding times for preparation or analysis exceeded |
| J Analyte detected below quantitation limits | ND Not Detected at the Reporting Limit | R RPD outside accepted recovery limits |
| S Spike/Surrogate outside of limits due to matrix interference | DO Surrogate Diluted Out | Calculations are based on raw values |

CLIENT: CH2MHill
Work Order: N040741
Project: SFPP Norwalk

ANALYTICAL QC SUMMARY REPORT

TestCode: 8260_WP_SFPP

Sample ID: CA200528-MB1	SampType: MBLK	TestCode: 8260_WP_SF	Units: ug/L	Prep Date:	RunNo: 144680						
Client ID: PBW	Batch ID: CA20VW067	TestNo: EPA 8260B		Analysis Date: 5/28/2020	SeqNo: 3795977						
Analyte	Result	PQL	SPK value	SPK Ref Val	%REC	LowLimit	HighLimit	RPD Ref Val	%RPD	RPDLimit	Qual
Surr: 4-Bromofluorobenzene	23.430		25.00		93.7	76	119				
Surr: Dibromofluoromethane	26.070		25.00		104	85	115				
Surr: Toluene-d8	25.780		25.00		103	81	120				

Sample ID: N040713-002A-MS	SampType: MS	TestCode: 8260_WP_SF	Units: ug/L	Prep Date:	RunNo: 144680						
Client ID: ZZZZZ	Batch ID: CA20VW067	TestNo: EPA 8260B		Analysis Date: 5/28/2020	SeqNo: 3795991						
Analyte	Result	PQL	SPK value	SPK Ref Val	%REC	LowLimit	HighLimit	RPD Ref Val	%RPD	RPDLimit	Qual
1,1-Dichloroethane	20.370	0.50	20.00	0	102	69	133				
1,2-Dichloroethane	20.770	0.50	20.00	0	104	69	132				
Benzene	20.630	1.0	20.00	0	103	81	122				
Ethylbenzene	20.600	1.0	20.00	0	103	73	127				
m,p-Xylene	40.430	1.0	40.00	0	101	76	128				
MTBE	20.560	1.0	20.00	0	103	65	123				
o-Xylene	19.340	1.0	20.00	0	96.7	80	121				
Tert-Butanol	99.550	5.0	100.0	0	99.6	70	130				
Toluene	20.980	2.0	20.00	0	105	77	122				
Xylenes, Total	59.770	2.0	60.00	0	99.6	75	125				
Surr: 1,2-Dichloroethane-d4	24.430		25.00		97.7	72	119				
Surr: 4-Bromofluorobenzene	23.130		25.00		92.5	76	119				
Surr: Dibromofluoromethane	26.290		25.00		105	85	115				
Surr: Toluene-d8	24.260		25.00		97.0	81	120				

Sample ID: N040713-002A-MSD	SampType: MSD	TestCode: 8260_WP_SF	Units: ug/L	Prep Date:	RunNo: 144680						
Client ID: ZZZZZ	Batch ID: CA20VW067	TestNo: EPA 8260B		Analysis Date: 5/28/2020	SeqNo: 3795992						
Analyte	Result	PQL	SPK value	SPK Ref Val	%REC	LowLimit	HighLimit	RPD Ref Val	%RPD	RPDLimit	Qual
1,1-Dichloroethane	20.540	0.50	20.00	0	103	69	133	20.37	0.831	20	
1,2-Dichloroethane	20.300	0.50	20.00	0	102	69	132	20.77	2.29	20	
Benzene	19.780	1.0	20.00	0	98.9	81	122	20.63	4.21	20	

Qualifiers:

- | | | |
|--|--|--|
| B Analyte detected in the associated Method Blank | E Value above quantitation range | H Holding times for preparation or analysis exceeded |
| J Analyte detected below quantitation limits | ND Not Detected at the Reporting Limit | R RPD outside accepted recovery limits |
| S Spike/Surrogate outside of limits due to matrix interference | DO Surrogate Diluted Out | Calculations are based on raw values |

CLIENT: CH2MHill
Work Order: N040741
Project: SFPP Norwalk

ANALYTICAL QC SUMMARY REPORT

TestCode: 8260_WP_SFPP

Sample ID: N040713-002A-MSD	SampType: MSD	TestCode: 8260_WP_SF	Units: ug/L	Prep Date:	RunNo: 144680						
Client ID: ZZZZZZ	Batch ID: CA20VW067	TestNo: EPA 8260B		Analysis Date: 5/28/2020	SeqNo: 3795992						
Analyte	Result	PQL	SPK value	SPK Ref Val	%REC	LowLimit	HighLimit	RPD Ref Val	%RPD	RPDLimit	Qual
Ethylbenzene	19.950	1.0	20.00	0	99.8	73	127	20.60	3.21	20	
m,p-Xylene	40.260	1.0	40.00	0	101	76	128	40.43	0.421	20	
MTBE	19.740	1.0	20.00	0	98.7	65	123	20.56	4.07	20	
o-Xylene	18.560	1.0	20.00	0	92.8	80	121	19.34	4.12	20	
Tert-Butanol	106.890	5.0	100.0	0	107	70	130	99.55	7.11	20	
Toluene	20.290	2.0	20.00	0	101	77	122	20.98	3.34	20	
Xylenes, Total	58.820	2.0	60.00	0	98.0	75	125	59.77	1.60	20	
Surr: 1,2-Dichloroethane-d4	23.750		25.00		95.0	72	119		0		
Surr: 4-Bromofluorobenzene	23.220		25.00		92.9	76	119		0		
Surr: Dibromofluoromethane	26.340		25.00		105	85	115		0		
Surr: Toluene-d8	24.560		25.00		98.2	81	120		0		

Qualifiers:

- | | | |
|--|--|--|
| B Analyte detected in the associated Method Blank | E Value above quantitation range | H Holding times for preparation or analysis exceeded |
| J Analyte detected below quantitation limits | ND Not Detected at the Reporting Limit | R RPD outside accepted recovery limits |
| S Spike/Surrogate outside of limits due to matrix interference | DO Surrogate Diluted Out | Calculations are based on raw values |



CALIFORNIA | P: 562.219.7435 | F: 562.219.7436
 11110 Artesia Blvd., Ste B, Cerritos, CA 90703
 ELAP Cert 2921
 EPA ID CA01638

NEVADA | P: 702.307.2659 | F: 702.307.2691
 3151 W. Post Rd., Las Vegas, NV 89118
 ELAP Cert 2676 | NV Cert NV00922
 ORELAP/NELAP Cert 4046

CLIENT: CH2MHill
Work Order: N040741
Project: SFPP Norwalk

ANALYTICAL QC SUMMARY REPORT

TestCode: 8270WATER_SIMEXT

Sample ID: LCS-79464	SampType: LCS	TestCode: 8270WATER_ Units: µg/L	Prep Date: 5/27/2020	RunNo: 144671							
Client ID: LCSW	Batch ID: 79464	TestNo: EPA 8270C EPA 3510C	Analysis Date: 5/28/2020	SeqNo: 3795812							
Analyte	Result	PQL	SPK value	SPK Ref Val	%REC	LowLimit	HighLimit	RPD Ref Val	%RPD	RPDLimit	Qual
Phenol	3.380	1.0	6.000	0	56.3	24	120				
Surr: Phenol-d5	0.530		1.000		53.0	25	108				

Sample ID: LCSD-79464	SampType: LCSD	TestCode: 8270WATER_ Units: µg/L	Prep Date: 5/27/2020	RunNo: 144671							
Client ID: LCSS02	Batch ID: 79464	TestNo: EPA 8270C EPA 3510C	Analysis Date: 5/28/2020	SeqNo: 3795813							
Analyte	Result	PQL	SPK value	SPK Ref Val	%REC	LowLimit	HighLimit	RPD Ref Val	%RPD	RPDLimit	Qual
Phenol	3.380	1.0	6.000	0	56.3	24	120	3.380	0	20	
Surr: Phenol-d5	0.520		1.000		52.0	25	108		0		

Sample ID: MB-79464	SampType: MBLK	TestCode: 8270WATER_ Units: µg/L	Prep Date: 5/27/2020	RunNo: 144671							
Client ID: PBW	Batch ID: 79464	TestNo: EPA 8270C EPA 3510C	Analysis Date: 5/28/2020	SeqNo: 3795814							
Analyte	Result	PQL	SPK value	SPK Ref Val	%REC	LowLimit	HighLimit	RPD Ref Val	%RPD	RPDLimit	Qual
Phenol	ND	1.0									
Surr: Phenol-d5	0.420		1.000		42.0	25	108				

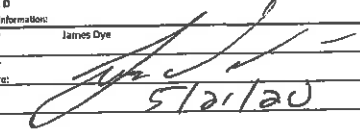
Qualifiers:

- | | | |
|--|--|--|
| B Analyte detected in the associated Method Blank | E Value above quantitation range | H Holding times for preparation or analysis exceeded |
| J Analyte detected below quantitation limits | ND Not Detected at the Reporting Limit | R RPD outside accepted recovery limits |
| S Spike/Surrogate outside of limits due to matrix interference | DO Surrogate Diluted Out | Calculations are based on raw values |







N040741

Asset Laboratories
 3151 W. Post Road
 Las Vegas, NV 89118
 Tel: 702-307-2659 Fax: 702-307-2691
 Marion Cartin (marlon@assetlaboratories.com)

CHAIN OF CUSTODY RECORD
 DATE: 5/21/20
 PAGE: 1 of 1

Section A Required Client Information:		Section B Required Project Information:		Section C Invoice Information:		Section D Sampler Information:	
Company: Kinder Morgan Energy Partners Attention: Alan Van Antwerp		Report To: Eric Davis		Attention: Alan Van Antwerp - Ref. AFEB1195		Sampler Name: James Dye	
Address: 9050 San Diego Mission Road San Diego, CA 92108		Copy To: Alan Van Antwerp		Company Name: Kinder Morgan Energy Partners		Sampler Signature: 	
Email To: alan.vanantwerp@kimermogan.com eric.davis@kimer.com		Purchase Order No.:		Address: 9950 San Diego Mission Road San Diego, CA 92108		Sample Date: <u>5/21/20</u>	
Phone: 619-922-1960 (mobile) Fax:		Project Name: SFPP Norwalk		ATL Project Manager: Marion Cartin			

ITEM #	SAMPLE ID	LOCATION/ DESCRIPTION	MATRIX	SAMPLE TYPE (G=GRAB C=COMP)	CONTAINER TYPE		TOTAL # OF CONTAINERS	Analysis Test						Comments
					# OF CONTAINERS	PRESERVATIVE		V	V	A	P	A		
								BTEX, 1,1-DCA, 1,2-DCA, MTBE, TBA (82208)	TPH-gas (C4-C12) (80158)	TPH-l (C13-C24), TPH-oil (C29-H, Total TPH) (80298)	Cu, Pb, Zn (200.8) Hg (265.1)	Phenol (8270)		
					DATE	TIME		H	H	--	N	--		
								40	40	1000	500	1000		
1	EFF- <u>052120</u>	EFFLUENT	WW	G	<u>5/21/20</u>	<u>0945</u>	11	X	X	X	X	X		N040741-01 Report metals, TPH and VOC preliminary data on 24-hr TAT Report total Xylenes
2														
3														
4														
5														
6														
7														
8														
9														
10														

Required by (Signature and Printed Name):  Date / Time: <u>5/21/20 1030</u>	Required by (Signature and Printed Name):  Date / Time: <u>5/21/20 1135</u>	Turn Around Time (TAT): <input type="checkbox"/> A = Same Day <input type="checkbox"/> B = 24 Hours <input type="checkbox"/> C = 48 Hours <input type="checkbox"/> D = 72 Hours <input checked="" type="checkbox"/> E = 5 Workdays <input type="checkbox"/> F = 10 Workdays TAT Starts at 8 AM the following day if samples received after 3:00 PM.	Special Instruction: <h1 style="text-align: center;">HOLD</h1>
Required by (Signature and Printed Name):  Date / Time: <u>5/21/20 1259</u>	Required by (Signature and Printed Name):  Date / Time: <u>5/21/20 12:59</u>		
Required by (Signature and Printed Name):  Date / Time: <u>5/21/20 1530</u>	Required by (Signature and Printed Name):  Date / Time: <u>5/21/20 13:30</u>		
Metric: W = Water WW = Wastewater O = Oil P = Product S = Soil Others/Specify:		Preservatives: H = HCl N = HNO3 S = H2SO4 Z = Zn(Ac)2 D = NaOH T = Na2S2O3 Others/Specify:	
Container Type: T = Tube V = VOA P = Pint A = Amber J = Jar B = Tedlar G = Glass M = Metal PL = Plastic C = Can			

IR#1 5.2°C
Leve: y o andrew Rodriguez MET
5/21/20 1743
4.7°C IR#2

ASSET Laboratories

Please review the checklist below. Any NO signifies non-compliance. Any non-compliance will be noted and must be understood as having an impact on the quality of the data. All tests will be performed as requested regardless of any compliance issues.

If you have any questions or further instruction, please contact our Project Coordinator at (702) 307-2659.

Cooler Received/Opened On: 5/21/2020 Workorder: N040741
 Rep sample Temp (Deg C): 5.2 IR Gun ID: 1
 Temp Blank: Yes No
 Carrier name: ASSET
 Last 4 digits of Tracking No.: NA Packing Material Used: None
 Cooling process: Ice Ice Pack Dry Ice Other None

Sample Receipt Checklist

- | | | | |
|---|--|--|--|
| 1. Shipping container/cooler in good condition? | Yes <input checked="" type="checkbox"/> | No <input type="checkbox"/> | Not Present <input type="checkbox"/> |
| 2. Custody seals intact, signed, dated on shipping container/cooler? | Yes <input type="checkbox"/> | No <input type="checkbox"/> | Not Present <input checked="" type="checkbox"/> |
| 3. Custody seals intact on sample bottles? | Yes <input type="checkbox"/> | No <input type="checkbox"/> | Not Present <input checked="" type="checkbox"/> |
| 4. Chain of custody present? | Yes <input checked="" type="checkbox"/> | No <input type="checkbox"/> | |
| 5. Sampler's name present in COC? | Yes <input checked="" type="checkbox"/> | No <input type="checkbox"/> | |
| 6. Chain of custody signed when relinquished and received? | Yes <input checked="" type="checkbox"/> | No <input type="checkbox"/> | |
| 7. Chain of custody agrees with sample labels? | Yes <input checked="" type="checkbox"/> | No <input type="checkbox"/> | |
| 8. Samples in proper container/bottle? | Yes <input checked="" type="checkbox"/> | No <input type="checkbox"/> | |
| 9. Sample containers intact? | Yes <input checked="" type="checkbox"/> | No <input type="checkbox"/> | |
| 10. Sufficient sample volume for indicated test? | Yes <input checked="" type="checkbox"/> | No <input type="checkbox"/> | |
| 11. All samples received within holding time? | Yes <input checked="" type="checkbox"/> | No <input type="checkbox"/> | |
| 12. Temperature of rep sample or Temp Blank within acceptable limit? | Yes <input checked="" type="checkbox"/> | No <input type="checkbox"/> | NA <input type="checkbox"/> |
| 13. Water - VOA vials have zero headspace? | Yes <input checked="" type="checkbox"/> | No <input type="checkbox"/> | NA <input type="checkbox"/> |
| 14. Water - pH acceptable upon receipt?
Example: pH > 12 for (CN,S); pH<2 for Metals | Yes <input checked="" type="checkbox"/> | No <input type="checkbox"/> | NA <input type="checkbox"/> |
| 15. Did the bottle labels indicate correct preservatives used? | Yes <input checked="" type="checkbox"/> | No <input type="checkbox"/> | NA <input type="checkbox"/> |
| 16. Were there Non-Conformance issues at login?
Was Client notified? | Yes <input type="checkbox"/>
Yes <input type="checkbox"/> | No <input type="checkbox"/>
No <input type="checkbox"/> | NA <input checked="" type="checkbox"/>
NA <input checked="" type="checkbox"/> |

Comments:

For:

Checklist Completed By: TM *YRJ* 5/22/2020

Reviewed By: *ABC* 5/27/2020

AssetLabs Sample Control

From: Orliczky, Nils/SCO <Nils.Orliczky@jacobs.com>
Sent: Tuesday, May 26, 2020 10:43 AM
To: Emil Angelo Rodriguez; 'Marianne Santos'; Marlon Cartin
Cc: Dye, James; Davis, Eric/LAC; Hill, Danny/SDO; AssetLabs Sample Control; Yoandra Rodriguez; Thad Malit
Subject: RE: [EXTERNAL] Re: 5/21

Normal 5 day TAT

Thanks,

Nils Orliczky | [Jacobs](#) | Environmental Engineer | Global Environmental Solutions | 949.224.7959 | 562.882.9676 mobile | nils.orliczky@jacobs.com | www.jacobs.com

From: Emil Angelo Rodriguez <emilangelo@assetlaboratories.com>
Sent: Tuesday, May 26, 2020 10:32 AM
To: Orliczky, Nils/SCO <Nils.Orliczky@jacobs.com>; 'Marianne Santos' <marianne@assetlaboratories.com>; Marlon Cartin <marlon@assetlaboratories.com>
Cc: Dye, James <James_Dye@kindermorgan.com>; Davis, Eric/LAC <Eric.Davis@jacobs.com>; Hill, Danny/SDO <Danny.Hill@jacobs.com>; AssetLabs Sample Control <samplecontrol@assetlaboratories.com>; Yoandra Rodriguez <yoandra@assetlaboratories.com>; Thad Malit <tmalit@assetlaboratories.com>
Subject: [EXTERNAL] Re: 5/21

Good Morning Nils,

We will proceed to analyze EFF-052120. Please provide a TAT for the project. Thanks!

Cheers,

Emil

On 5/26/2020 10:29 AM, Orliczky, Nils/SCO wrote:

Marianne, please run Eff-052120 samples, previously placed on hold.

Thanks,

Nils Orliczky | [Jacobs](#) | Environmental Engineer | Global Environmental Solutions | 949.224.7959 | 562.882.9676 mobile | nils.orliczky@jacobs.com | www.jacobs.com

From: Dye, James <James_Dye@kindermorgan.com>
Sent: Thursday, May 21, 2020 10:28 AM
To: Davis, Eric/LAC <Eric.Davis@CH2M.com>; emilangelo@assetlaboratories.com; Hill, Danny/SDO <Danny.Hill@jacobs.com>; 'Marianne Santos' <marianne@assetlaboratories.com>; Orliczky, Nils/SCO <Nils.Orliczky@ch2m.com>
Subject: [EXTERNAL] 5/21

We have samples ready for pick-up in Norwalk. The samples labeled EFF-052120 need to be put on HOLD until we get the results from the samples taken on 5/19/2020.

Thanks,

James Dye
Technician-EHS SR
2319 S. Riverside Ave
Bloomington, CA 92316

Cell (909) 631-0231



NOTICE: This communication may contain legally privileged or confidential information intended only for the use of the individual or entity named. If you have received it in error, you are hereby notified that dissemination, distribution, copying or other use of this information is strictly prohibited. Please advise the sender by reply email and immediately delete the message and any attachments without copying or disclosing the contents. Thank you.

NOTICE - This communication may contain confidential and privileged information that is for the sole use of the intended recipient. Any viewing, copying or distribution of, or reliance on this message by unintended recipients is strictly prohibited. If you have received this message in error, please notify us immediately by replying to the message and deleting it from your computer.

--
Emil Angelo Rodriguez
Project Manager
C:562.881.0611 (Text)

ASSET LABORATORIES - Serving Clients with Passion and Professionalism

California: 11110 Artesia Blvd., Ste. B, Cerritos, CA 90703 | P: 562.219.7435 | F: 562.219.7436

Nevada: 3151 W. Post Road, Las Vegas, NV 89118 | P: 702.307.2659 | F: 702.307.2691

This message is intended for the use of the individual or entity to which it is addressed. This may contain information that is privileged, confidential, and exempt from disclosure under applicable law. If the reader of this message is not the intended recipient, or the employee or agent responsible for delivering the message to the intended recipient, you are hereby notified that any dissemination, distribution or copying of this communication is strictly prohibited. If you have received this communication in error, please notify us immediately by telephone and delete the original message. Thank you.



Virus-free. www.avast.com

ASSET Laboratories

WORK ORDER Summary

26-May-20

WorkOrder: N040741

Client ID: CH2HI03

Project: SFPP Norwalk

QC Level: RTNE

Date Received: 5/21/2020

Comments: Report metals, TPH and VOC preliminary data on 24-hr TAT

Sample ID	Client Sample ID	Date Collected	Date Due	Matrix	Test No	Test Name	Hld	MS	Sub	Storage
N040741-001A	EFF-052120	5/21/2020 9:45:00 AM	6/2/2020	Wastewater	EPA 8260B	VOLATILE ORGANIC COMPOUNDS BY GC/MS	<input type="checkbox"/>	<input type="checkbox"/>	<input type="checkbox"/>	V-CA
N040741-001B			6/2/2020		EPA 8015B	GASOLINE RANGE ORGANICS BY GC/FID	<input type="checkbox"/>	<input type="checkbox"/>	<input type="checkbox"/>	VW
N040741-001C			6/2/2020		EPA 3510C	SEPARATORY FUNNEL EXTRACTION: EXTRACTABLE FUELS	<input type="checkbox"/>	<input type="checkbox"/>	<input type="checkbox"/>	WW
			6/2/2020		EPA 8015B	TPH EXTRACTABLE BY GC/FID	<input type="checkbox"/>	<input type="checkbox"/>	<input type="checkbox"/>	WW
			6/2/2020		EPA 8015B	Total TPH	<input type="checkbox"/>	<input type="checkbox"/>	<input type="checkbox"/>	WW
N040741-001D			6/2/2020			AQPREP TOTAL METALS: ICP, FLAA	<input type="checkbox"/>	<input type="checkbox"/>	<input type="checkbox"/>	WW
			6/2/2020		EPA 200.8	TOTAL METALS BY ICPMS	<input type="checkbox"/>	<input type="checkbox"/>	<input type="checkbox"/>	WW
			6/2/2020		EPA 245.1	MERCURY BY COLD VAPOR TECHNIQUE	<input type="checkbox"/>	<input type="checkbox"/>	<input type="checkbox"/>	WW
			6/2/2020			MERCURY PREP	<input type="checkbox"/>	<input type="checkbox"/>	<input type="checkbox"/>	WW
N040741-001E			6/2/2020		EPA 3510C	SEPARATORY FUNNEL EXTRACTION: 8270C - SIM	<input type="checkbox"/>	<input type="checkbox"/>	<input type="checkbox"/>	WW
			6/2/2020		EPA 8270C	SEMIVOLATILE ORGANIC COMPOUNDS BY GC/MS	<input type="checkbox"/>	<input type="checkbox"/>	<input type="checkbox"/>	WW
N040741-002A	FOLDER	6/2/2020	6/2/2020		Folder	Folder	<input type="checkbox"/>	<input type="checkbox"/>	<input type="checkbox"/>	LAB
			6/2/2020		Folder	Folder	<input type="checkbox"/>	<input type="checkbox"/>	<input type="checkbox"/>	LAB

July 07, 2020

Eric Davis
CH2MHill
1000 Wilshire Blvd.
Los Angeles, CA 90017

TEL:

FAX:

Workorder No.: N040965

RE: SFPP Norwalk

Attention: Eric Davis

Enclosed are the results for sample(s) received on June 11, 2020 by ASSET Laboratories. The sample(s) are tested for the parameters as indicated in the enclosed chain of custody in accordance with the applicable laboratory certifications.

Thank you for the opportunity to service the needs of your company.

Please feel free to call me at (702) 307-2659 if I can be of further assistance to your company.

Sincerely,



Puri Romualdo
Laboratory Director

The cover letter is an integral part of this analytical report. This Laboratory Report cannot be reproduced in part or in its entirety without written permission from the client and ASSET Laboratories - Las Vegas.



ASSET LABORATORIES
ANALYTICAL SUPPORT SERVICES FOR ENVIRONMENTAL TECHNOLOGIES

"Serving Clients with Passion and Professionalism"

CALIFORNIA | P:562.219.7435 F:562.219.7436
11110 Artesia Blvd., Ste B, Cerritos, CA 90703
ELAP Cert 2921
EPA ID CA01638

NEVADA | P:702.307.2659 F:702.307.2691
3151 W. Post Rd., Las Vegas, NV 89118
ELAP Cert 2676 | NV Cert NV00922
ORELAP/NELAP Cert 4046

CLIENT: CH2MHill
Project: SFPP Norwalk
Lab Order: N040965

CASE NARRATIVE

SAMPLE RECEIVING/GENERAL COMMENTS:

All sample containers were received intact with proper chain of custody documentation.

Information on sample receipt conditions including discrepancies can be found in attached Sample Receipt Checklist Form.

Cooler temperature and sample preservation were verified upon receipt of samples if applicable.

Samples were analyzed within method holding time except for pH.

pH testing is specified to be performed in the field within 15 minutes of sampling; sample was received and analyzed past the regulatory holding time.

Results were J-Flag. "J" is used to flag those results that are between the PQL (Practical Quantitation Limit) and the calculated MDL (Method Detection Limit). Results that are "J" Flagged are estimated values since it becomes difficult to accurately quantitate the analyte near the MDL.

BOD and MBAS was subcontracted to AETL, Burbank CA

Ammonia, Cyanide, Sulfide, OCPs, PCBs, 625 CTR was subcontracted to BC Laboratories, Bakersfield CA

VOC analytes Acrolein and Acrylonitrile was subcontracted to Eurofins Calscience, Irvine CA

Asbestos TEM was subcontracted to LA Testing, Pasadena CA

8290 was subcontracted to Pace Analytical, Minneapolis MN

Analytical comments for EPA 200.7:

Matrix Spike (MS) and Matrix Spike Duplicate (MSD) are outside recovery criteria on some analytes possibly due to matrix interference. The associated Laboratory Control Sample (LCS) recovery was acceptable.

Analytical comments for EPA 200.8:

Matrix Spike (MS) and Matrix Spike Duplicate (MSD) are outside recovery criteria on some analytes

CLIENT: CH2MHill
Project: SFPP Norwalk
Lab Order: N040965

CASE NARRATIVE

possibly due to matrix interference. The associated Laboratory Control Sample (LCS) recovery was acceptable.



ASSET LABORATORIES
ANALYTICAL SUPPORT SERVICES FOR ENVIRONMENTAL TECHNOLOGIES

"Serving Clients with Passion and Professionalism"

CALIFORNIA | P:562.219.7435 F:562.219.7436
11110 Artesia Blvd., Ste B, Cerritos, CA 90703
ELAP Cert 2921
EPA ID CA01638

NEVADA | P:702.307.2659 F:702.307.2691
3151 W. Post Rd., Las Vegas, NV 89118
ELAP Cert 2676 | NV Cert NV00922
ORELAP/NELAP Cert 4046

ASSET Laboratories

Date: 07-Jul-20

CLIENT: CH2MHill
Project: SFPP Norwalk
Lab Order: N040965
Contract No:

Work Order Sample Summary

Lab Sample ID	Client Sample ID	Matrix	Collection Date	Date Received	Date Reported
N040965-001A	EFF-06-11-20	Water	6/11/2020 1:15:00 PM	6/11/2020	7/7/2020
N040965-001B	EFF-06-11-20	Water	6/11/2020 1:15:00 PM	6/11/2020	7/7/2020
N040965-001C	EFF-06-11-20	Water	6/11/2020 1:15:00 PM	6/11/2020	7/7/2020
N040965-001D	EFF-06-11-20	Water	6/11/2020 1:15:00 PM	6/11/2020	7/7/2020
N040965-001E	EFF-06-11-20	Water	6/11/2020 1:15:00 PM	6/11/2020	7/7/2020
N040965-001F	EFF-06-11-20	Water	6/11/2020 1:15:00 PM	6/11/2020	7/7/2020
N040965-001G	EFF-06-11-20	Water	6/11/2020 1:15:00 PM	6/11/2020	7/7/2020
N040965-001H	EFF-06-11-20	Water	6/11/2020 1:15:00 PM	6/11/2020	7/7/2020
N040965-001I	EFF-06-11-20	Water	6/11/2020 1:15:00 PM	6/11/2020	7/7/2020
N040965-001J	EFF-06-11-20	Water	6/11/2020 1:15:00 PM	6/11/2020	7/7/2020
N040965-001K	EFF-06-11-20	Water	6/11/2020 1:15:00 PM	6/11/2020	7/7/2020
N040965-001L	EFF-06-11-20	Water	6/11/2020 1:15:00 PM	6/11/2020	7/7/2020
N040965-001M	EFF-06-11-20	Water	6/11/2020 1:15:00 PM	6/11/2020	7/7/2020
N040965-001N	EFF-06-11-20	Water	6/11/2020 1:15:00 PM	6/11/2020	7/7/2020
N040965-001O	EFF-06-11-20	Water	6/11/2020 1:15:00 PM	6/11/2020	7/7/2020
N040965-001P	EFF-06-11-20	Water	6/11/2020 1:15:00 PM	6/11/2020	7/7/2020
N040965-001Q	EFF-06-11-20	Water	6/11/2020 1:15:00 PM	6/11/2020	7/7/2020
N040965-001R	EFF-06-11-20	Water	6/11/2020 1:15:00 PM	6/11/2020	7/7/2020
N040965-001S	EFF-06-11-20	Water	6/11/2020 1:15:00 PM	6/11/2020	7/7/2020
N040965-002A	RSW-001-06-11-20	Water	6/11/2020 2:20:00 PM	6/11/2020	7/7/2020
N040965-002B	RSW-001-06-11-20	Water	6/11/2020 2:20:00 PM	6/11/2020	7/7/2020
N040965-002C	RSW-001-06-11-20	Water	6/11/2020 2:20:00 PM	6/11/2020	7/7/2020
N040965-002D	RSW-001-06-11-20	Water	6/11/2020 2:20:00 PM	6/11/2020	7/7/2020
N040965-002E	RSW-001-06-11-20	Water	6/11/2020 2:20:00 PM	6/11/2020	7/7/2020
N040965-002F	RSW-001-06-11-20	Water	6/11/2020 2:20:00 PM	6/11/2020	7/7/2020
N040965-002G	RSW-001-06-11-20	Water	6/11/2020 2:20:00 PM	6/11/2020	7/7/2020
N040965-002H	RSW-001-06-11-20	Water	6/11/2020 2:20:00 PM	6/11/2020	7/7/2020
N040965-002I	RSW-001-06-11-20	Water	6/11/2020 2:20:00 PM	6/11/2020	7/7/2020
N040965-003A	RSW-002-06-11-20	Water	6/11/2020 2:30:00 PM	6/11/2020	7/7/2020



ASSET LABORATORIES
ANALYTICAL SUPPORT SERVICES FOR ENVIRONMENTAL TECHNOLOGIES

CALIFORNIA | P:562.219.7435 F:562.219.7436
 11110 Artesia Blvd., Ste B, Cerritos, CA 90703
 ELAP Cert 2921
 EPA ID CA01638

NEVADA | P:702.307.2659 F:702.307.2691
 3151 W. Post Rd., Las Vegas, NV 89118
 ELAP Cert 2676 | NV Cert NV00922
 ORELAP/NELAP Cert 4046

"Serving Clients with Passion and Professionalism"

CLIENT: CH2MHill
Project: SFPP Norwalk
Lab Order: N040965
Contract No:

Work Order Sample Summary

Lab Sample ID	Client Sample ID	Matrix	Collection Date	Date Received	Date Reported
N040965-003B	RSW-002-06-11-20	Water	6/11/2020 2:30:00 PM	6/11/2020	7/7/2020
N040965-003C	RSW-002-06-11-20	Water	6/11/2020 2:30:00 PM	6/11/2020	7/7/2020
N040965-003D	RSW-002-06-11-20	Water	6/11/2020 2:30:00 PM	6/11/2020	7/7/2020
N040965-003E	RSW-002-06-11-20	Water	6/11/2020 2:30:00 PM	6/11/2020	7/7/2020
N040965-003F	RSW-002-06-11-20	Water	6/11/2020 2:30:00 PM	6/11/2020	7/7/2020
N040965-003G	RSW-002-06-11-20	Water	6/11/2020 2:30:00 PM	6/11/2020	7/7/2020
N040965-003H	RSW-002-06-11-20	Water	6/11/2020 2:30:00 PM	6/11/2020	7/7/2020
N040965-003I	RSW-002-06-11-20	Water	6/11/2020 2:30:00 PM	6/11/2020	7/7/2020



ASSET LABORATORIES
ANALYTICAL SUPPORT SERVICES FOR ENVIRONMENTAL TECHNOLOGIES

"Serving Clients with Passion and Professionalism"

CALIFORNIA | P:562.219.7435 F:562.219.7436
11110 Artesia Blvd., Ste B, Cerritos, CA 90703
ELAP Cert 2921
EPA ID CA01638

NEVADA | P:702.307.2659 F:702.307.2691
3151 W. Post Rd., Las Vegas, NV 89118
ELAP Cert 2676 | NV Cert NV00922
ORELAP/NELAP Cert 4046

ASSET Laboratories

ANALYTICAL RESULTS

Print Date: 07-Jul-20

CLIENT: CH2MHill	Client Sample ID: EFF-06-11-20
Lab Order: N040965	Collection Date: 6/11/2020 1:15:00 PM
Project: SFPP Norwalk	Matrix: WATER
Lab ID: N040965-001	

Analyses	Result	MDL	PQL	Qual	Units	DF	Date Analyzed
----------	--------	-----	-----	------	-------	----	---------------

PH

SM 4500-H+B

RunID: NV00922-WC_200612A	QC Batch: R145023	PrepDate:	Analyst: LR
pH	7.4 0.10	H	pH Units
Temp. at time of pH Analysis	25 0.10	H	°C

TOTAL NON-FILTERABLE RESIDUE

SM 2540D

RunID: CA01638-WC01_200612A	QC Batch: 79707	PrepDate: 6/12/2020	Analyst: AG
Suspended Solids (Residue, Non-Filterable)	ND 5.0		mg/L

SETTLABLE MATTER

SM 2540F

RunID: CA01638-WC01_200611A	QC Batch: 79711	PrepDate: 6/11/2020	Analyst: AG
Settleable Matter	ND 0.10		ml/L

TURBIDITY

SM 2130B

RunID: NV00922-WC_200612C	QC Batch: R145026	PrepDate:	Analyst: LR
Turbidity	0.28 0.10		NTU

HEXANE EXTRACTABLE MATERIAL (HEM)

EPA 1664 _HEM REV B

RunID: NV00922-WC_200615D	QC Batch: 79706	PrepDate: 6/15/2020	Analyst: LR
Oil & Grease	1.3 0.69	J	mg/L

SEMIVOLATILE ORGANIC COMPOUNDS BY GC/MS

EPA 3510C

EPA 8270C

RunID: NV00922-MS9_200617A	QC Batch: 79713	PrepDate: 6/16/2020	Analyst: PL
Phenol	ND 0.33		µg/L
Surr: Phenol-d5	26.0 0	25-108	%REC

VOLATILE ORGANIC COMPOUNDS BY GC/MS

EPA 8260B

RunID: CA01638-MS10_200617A	QC Batch: CA20VW076	PrepDate:	Analyst: AW
1,1,1-Trichloroethane	ND 0.20		ug/L
1,1,2,2-Tetrachloroethane	ND 0.11		ug/L
1,1,2-Trichloroethane	ND 0.23		ug/L
1,1-Dichloroethane	ND 0.22	0.50	ug/L

Qualifiers:	B Analyte detected in the associated Method Blank	E Value above quantitation range
	H Holding times for preparation or analysis exceeded	J Analyte detected below quantitation limits
	ND Not Detected at the Reporting Limit	S Spike/Surrogate outside of limits due to matrix interference
	Results are wet unless otherwise specified	DO Surrogate Diluted Out



ASSET LABORATORIES
ANALYTICAL SUPPORT SERVICES FOR ENVIRONMENTAL TECHNOLOGIES

CALIFORNIA | P:562.219.7435 F:562.219.7436
11110 Artesia Blvd., Ste B, Cerritos, CA 90703
ELAP Cert 2921
EPA ID CA01638

NEVADA | P:702.307.2659 F:702.307.2691
3151 W. Post Rd., Las Vegas, NV 89118
ELAP Cert 2676 | NV Cert NV00922
ORELAP/NELAP Cert 4046

"Serving Clients with Passion and Professionalism"

ASSET Laboratories

ANALYTICAL RESULTS

Print Date: 07-Jul-20

CLIENT: CH2MHill
Lab Order: N040965
Project: SFPP Norwalk
Lab ID: N040965-001

Client Sample ID: EFF-06-11-20
Collection Date: 6/11/2020 1:15:00 PM
Matrix: WATER

Analyses	Result	MDL	PQL	Qual	Units	DF	Date Analyzed
----------	--------	-----	-----	------	-------	----	---------------

VOLATILE ORGANIC COMPOUNDS BY GC/MS

EPA 8260B

RunID:	CA01638-MS10_200617A	QC Batch:	CA20VW076	PrepDate:	Analyst:	AW
1,1-Dichloroethene	ND	0.17	1.0	ug/L	1	6/17/2020 07:11 PM
1,2,4-Trichlorobenzene	ND	0.10	1.0	ug/L	1	6/17/2020 07:11 PM
1,2-Dichlorobenzene	ND	0.089	1.0	ug/L	1	6/17/2020 07:11 PM
1,2-Dichloroethane	ND	0.16	0.50	ug/L	1	6/17/2020 07:11 PM
1,2-Dichloropropane	ND	0.16	1.0	ug/L	1	6/17/2020 07:11 PM
1,3-Dichlorobenzene	ND	0.081	1.0	ug/L	1	6/17/2020 07:11 PM
1,4-Dichlorobenzene	ND	0.080	1.0	ug/L	1	6/17/2020 07:11 PM
2-Butanone	ND	4.7	10	ug/L	1	6/17/2020 07:11 PM
Benzene	ND	0.11	1.0	ug/L	1	6/17/2020 07:11 PM
Bromodichloromethane	ND	0.20	1.0	ug/L	1	6/17/2020 07:11 PM
Bromoform	ND	0.23	1.0	ug/L	1	6/17/2020 07:11 PM
Bromomethane	ND	0.38	1.0	ug/L	1	6/17/2020 07:11 PM
Carbon tetrachloride	ND	0.33	0.50	ug/L	1	6/17/2020 07:11 PM
Chlorobenzene	ND	0.11	1.0	ug/L	1	6/17/2020 07:11 PM
Chloroethane	ND	0.69	1.0	ug/L	1	6/17/2020 07:11 PM
Chloroform	ND	0.38	1.0	ug/L	1	6/17/2020 07:11 PM
Chloromethane	ND	0.23	1.0	ug/L	1	6/17/2020 07:11 PM
cis-1,3-Dichloropropene	ND	0.16	1.0	ug/L	1	6/17/2020 07:11 PM
Di-isopropyl ether	ND	0.15	1.0	ug/L	1	6/17/2020 07:11 PM
Dibromochloromethane	ND	0.23	1.0	ug/L	1	6/17/2020 07:11 PM
Ethylbenzene	ND	0.11	1.0	ug/L	1	6/17/2020 07:11 PM
Hexachlorobutadiene	ND	0.30	1.0	ug/L	1	6/17/2020 07:11 PM
m,p-Xylene	ND	0.23	1.0	ug/L	1	6/17/2020 07:11 PM
Methylene chloride	ND	1.2	2.0	ug/L	1	6/17/2020 07:11 PM
MTBE	ND	0.44	1.0	ug/L	1	6/17/2020 07:11 PM
Naphthalene	ND	0.41	1.0	ug/L	1	6/17/2020 07:11 PM
o-Xylene	ND	0.087	1.0	ug/L	1	6/17/2020 07:11 PM
Tert-amyl methyl ether	ND	0.13	1.0	ug/L	1	6/17/2020 07:11 PM
Tert-Butanol	ND	2.8	5.0	ug/L	1	6/17/2020 07:11 PM
Tetrachloroethene	ND	0.25	1.0	ug/L	1	6/17/2020 07:11 PM
Toluene	ND	0.13	2.0	ug/L	1	6/17/2020 07:11 PM
trans-1,2-Dichloroethene	ND	0.27	1.0	ug/L	1	6/17/2020 07:11 PM
trans-1,3-Dichloropropene	ND	0.12	1.0	ug/L	1	6/17/2020 07:11 PM
Trichloroethene	ND	0.26	1.0	ug/L	1	6/17/2020 07:11 PM
Vinyl chloride	ND	0.19	0.50	ug/L	1	6/17/2020 07:11 PM
Xylenes, Total	ND	1.5	2.0	ug/L	1	6/17/2020 07:11 PM

Qualifiers: B Analyte detected in the associated Method Blank
H Holding times for preparation or analysis exceeded
ND Not Detected at the Reporting Limit
Results are wet unless otherwise specified

E Value above quantitation range
J Analyte detected below quantitation limits
S Spike/Surrogate outside of limits due to matrix interference
DO Surrogate Diluted Out



ASSET LABORATORIES
ANALYTICAL SUPPORT SERVICES FOR ENVIRONMENTAL TECHNOLOGIES

CALIFORNIA | P:562.219.7435 F:562.219.7436
11110 Artesia Blvd., Ste B, Cerritos, CA 90703
ELAP Cert 2921
EPA ID CA01638

NEVADA | P:702.307.2659 F:702.307.2691
3151 W. Post Rd., Las Vegas, NV 89118
ELAP Cert 2676 | NV Cert NV00922
ORELAP/NELAP Cert 4046

"Serving Clients with Passion and Professionalism"

ASSET Laboratories

ANALYTICAL RESULTS

Print Date: 07-Jul-20

CLIENT: CH2MHill
Lab Order: N040965
Project: SFPP Norwalk
Lab ID: N040965-001

Client Sample ID: EFF-06-11-20
Collection Date: 6/11/2020 1:15:00 PM
Matrix: WATER

Analyses	Result	MDL	PQL	Qual	Units	DF	Date Analyzed
----------	--------	-----	-----	------	-------	----	---------------

VOLATILE ORGANIC COMPOUNDS BY GC/MS

EPA 8260B

RunID:	CA01638-MS10_200617A	QC Batch:	CA20VW076	PrepDate:	Analyst:	AW
Surr: 1,2-Dichloroethane-d4	92.2	0	72-119	%REC	1	6/17/2020 07:11 PM
Surr: 4-Bromofluorobenzene	98.6	0	76-119	%REC	1	6/17/2020 07:11 PM
Surr: Dibromofluoromethane	94.1	0	85-115	%REC	1	6/17/2020 07:11 PM
Surr: Toluene-d8	98.6	0	81-120	%REC	1	6/17/2020 07:11 PM

VOLATILE ORGANIC COMPOUNDS BY GC/MS

EPA 8260B

RunID:	CA01638-MS10_200617A	QC Batch:	CA20VW076	PrepDate:	Analyst:	AW
2-Chloroethyl vinyl ether	ND	0.29	1.0	µg/L	1	6/17/2020 07:11 PM
Surr: 1,2-Dichloroethane-d4	93.7	0	75-130	%REC	1	6/17/2020 07:11 PM
Surr: 4-Bromofluorobenzene	101	0	80-120	%REC	1	6/17/2020 07:11 PM
Surr: Dibromofluoromethane	96.9	0	80-128	%REC	1	6/17/2020 07:11 PM
Surr: Toluene-d8	102	0	80-120	%REC	1	6/17/2020 07:11 PM

TPH EXTRACTABLE BY GC/FID

EPA 3510C

EPA 8015B

RunID:	NV00922-GC3_200613A	QC Batch:	79686	PrepDate:	6/12/2020	Analyst:	PL
TPH-Diesel (C13-C22)	ND	15	25	µg/L	1	6/13/2020 01:48 PM	
TPH-Oil (C23-C36)	16	14	25	J µg/L	1	6/13/2020 01:48 PM	
Surr: Octacosane	122	0	26-152	%REC	1	6/13/2020 01:48 PM	
Surr: p-Terphenyl	116	0	57-132	%REC	1	6/13/2020 01:48 PM	

GASOLINE RANGE ORGANICS BY GC/FID

EPA 8015B

RunID:	NV00922-GC4_200612A	QC Batch:	E20VW052	PrepDate:	Analyst:	BH
TPH-Gasoline (C4-C12)	33	21	50	J µg/L	1	6/12/2020 10:42 AM
Surr: Chlorobenzene - d5	108	0	74-138	%REC	1	6/12/2020 10:42 AM

HEXAVALENT CHROMIUM BY IC

EPA 7199

RunID:	CA01638-IC01_200611A	QC Batch:	R145121	PrepDate:	Analyst:	AG
Hexavalent Chromium	ND	0.033	0.20	µg/L	1	6/11/2020 09:07 PM

ANIONS BY ION CHROMATOGRAPHY

EPA 300.0

RunID:	NV00922-IC8_200612A	QC Batch:	R145047	PrepDate:	Analyst:	RAB
--------	---------------------	-----------	---------	-----------	----------	-----

Qualifiers:	B Analyte detected in the associated Method Blank	E Value above quantitation range
	H Holding times for preparation or analysis exceeded	J Analyte detected below quantitation limits
	ND Not Detected at the Reporting Limit	S Spike/Surrogate outside of limits due to matrix interference
	Results are wet unless otherwise specified	DO Surrogate Diluted Out



ASSET LABORATORIES
ANALYTICAL SUPPORT SERVICES FOR ENVIRONMENTAL TECHNOLOGIES

CALIFORNIA | P:562.219.7435 F:562.219.7436
 11110 Artesia Blvd., Ste B, Cerritos, CA 90703
 ELAP Cert 2921
 EPA ID CA01638

NEVADA | P:702.307.2659 F:702.307.2691
 3151 W. Post Rd., Las Vegas, NV 89118
 ELAP Cert 2676 | NV Cert NV00922
 ORELAP/NELAP Cert 4046

"Serving Clients with Passion and Professionalism"

ASSET Laboratories

ANALYTICAL RESULTS

Print Date: 07-Jul-20

CLIENT: CH2MHill
Lab Order: N040965
Project: SFPP Norwalk
Lab ID: N040965-001

Client Sample ID: EFF-06-11-20
Collection Date: 6/11/2020 1:15:00 PM
Matrix: WATER

Analyses	Result	MDL	PQL	Qual	Units	DF	Date Analyzed
ANIONS BY ION CHROMATOGRAPHY							
EPA 300.0							
RunID: NV00922-IC8_200612A	QC Batch: R145047				PrepDate:		Analyst: RAB
Nitrogen, Nitrite	ND	0.025	2.5		mg/L	5	6/12/2020 12:04 PM
ANIONS BY ION CHROMATOGRAPHY							
EPA 300.0							
RunID: NV00922-IC8_200612A	QC Batch: R145047				PrepDate:		Analyst: RAB
Nitrate/Nitrite as N	0.30	0.025	0.50	J	mg/L	5	6/12/2020 12:04 PM
ANIONS BY ION CHROMATOGRAPHY							
EPA 300.0							
RunID: NV00922-IC8_200612A	QC Batch: R145047				PrepDate:		Analyst: RAB
Nitrate as N	0.30	0.044	0.25		mg/L	5	6/12/2020 12:04 PM
MERCURY BY COLD VAPOR TECHNIQUE							
EPA 245.1							
RunID: NV00922-AA2_200612A	QC Batch: 79680				PrepDate: 6/12/2020		Analyst: DJ
Mercury	ND	0.018	0.050		µg/L	1	6/12/2020 04:18 PM
TOTAL METALS BY COLLISION/REACTION CELL ICPMS							
EPA 200.8							
RunID: NV00922-ICP8_200613C	QC Batch: 79678				PrepDate: 6/12/2020		Analyst: CEI
Selenium	0.87	0.36	0.50		µg/L	1	6/13/2020 10:10 AM
TOTAL METALS BY ICPMS							
EPA 200.8							
RunID: NV00922-ICP8_200613F	QC Batch: 79678				PrepDate: 6/12/2020		Analyst: CEI
Antimony	0.49	0.16	0.50	J	µg/L	1	6/13/2020 08:16 PM
Arsenic	14	0.081	0.10		µg/L	1	6/13/2020 10:10 AM
Beryllium	ND	0.042	0.50		µg/L	1	6/13/2020 10:10 AM
Cadmium	ND	0.053	0.25		µg/L	1	6/13/2020 10:10 AM
Chromium	ND	0.13	0.50		µg/L	1	6/13/2020 10:10 AM
Copper	ND	0.26	0.50		µg/L	1	6/13/2020 10:10 AM
Lead	ND	0.13	0.50		µg/L	1	6/13/2020 10:10 AM
Nickel	ND	0.26	1.0		µg/L	1	6/13/2020 10:10 AM
Silver	ND	0.23	0.25		µg/L	1	6/13/2020 10:10 AM
Thallium	ND	0.19	0.50		µg/L	1	6/13/2020 10:10 AM
Zinc	3.4	0.27	1.0		µg/L	1	6/14/2020 10:53 AM

Qualifiers: B Analyte detected in the associated Method Blank
H Holding times for preparation or analysis exceeded
ND Not Detected at the Reporting Limit
Results are wet unless otherwise specified

E Value above quantitation range
J Analyte detected below quantitation limits
S Spike/Surrogate outside of limits due to matrix interference
DO Surrogate Diluted Out



CALIFORNIA | P:562.219.7435 F:562.219.7436
11110 Artesia Blvd., Ste B, Cerritos, CA 90703
ELAP Cert 2921
EPA ID CA01638

NEVADA | P:702.307.2659 F:702.307.2691
3151 W. Post Rd., Las Vegas, NV 89118
ELAP Cert 2676 | NV Cert NV00922
ORELAP/NELAP Cert 4046

ASSET Laboratories

ANALYTICAL RESULTS

Print Date: 07-Jul-20

CLIENT: CH2MHill
Lab Order: N040965
Project: SFPP Norwalk
Lab ID: N040965-001

Client Sample ID: EFF-06-11-20
Collection Date: 6/11/2020 1:15:00 PM
Matrix: WATER

Analyses	Result	MDL	PQL	Qual	Units	DF	Date Analyzed
----------	--------	-----	-----	------	-------	----	---------------

TOTAL TPH

EPA 8015B

RunID: NV00922-GC3_200613A	QC Batch: R145055			PrepDate:		Analyst: PL
Total TPH	49	21	100	J	ug/L	1

Qualifiers:	B	Analyte detected in the associated Method Blank	E	Value above quantitation range
	H	Holding times for preparation or analysis exceeded	J	Analyte detected below quantitation limits
	ND	Not Detected at the Reporting Limit	S	Spike/Surrogate outside of limits due to matrix interference
		Results are wet unless otherwise specified	DO	Surrogate Diluted Out



ASSET LABORATORIES
ANALYTICAL SUPPORT SERVICES FOR ENVIRONMENTAL TECHNOLOGIES

CALIFORNIA | P:562.219.7435 F:562.219.7436
 11110 Artesia Blvd., Ste B, Cerritos, CA 90703
 ELAP Cert 2921
 EPA ID CA01638

NEVADA | P:702.307.2659 F:702.307.2691
 3151 W. Post Rd., Las Vegas, NV 89118
 ELAP Cert 2676 | NV Cert NV00922
 ORELAP/NELAP Cert 4046

"Serving Clients with Passion and Professionalism"

ASSET Laboratories

ANALYTICAL RESULTS

Print Date: 07-Jul-20

CLIENT: CH2MHill
Lab Order: N040965
Project: SFPP Norwalk
Lab ID: N040965-002

Client Sample ID: RSW-001-06-11-20
Collection Date: 6/11/2020 2:20:00 PM
Matrix: WATER

Analyses	Result	MDL	PQL	Qual	Units	DF	Date Analyzed
----------	--------	-----	-----	------	-------	----	---------------

VOLATILE ORGANIC COMPOUNDS BY GC/MS

EPA 8260B

RunID:	CA01638-MS10_200617A	QC Batch:	CA20VW076	PrepDate:	Analyst:	AW
1,1,1-Trichloroethane	ND	0.20	1.0	ug/L	1	6/17/2020 07:37 PM
1,1,2,2-Tetrachloroethane	ND	0.11	1.0	ug/L	1	6/17/2020 07:37 PM
1,1,2-Trichloroethane	ND	0.23	1.0	ug/L	1	6/17/2020 07:37 PM
1,1-Dichloroethane	ND	0.22	0.50	ug/L	1	6/17/2020 07:37 PM
1,1-Dichloroethene	ND	0.17	1.0	ug/L	1	6/17/2020 07:37 PM
1,2,4-Trichlorobenzene	ND	0.10	1.0	ug/L	1	6/17/2020 07:37 PM
1,2-Dichlorobenzene	ND	0.089	1.0	ug/L	1	6/17/2020 07:37 PM
1,2-Dichloroethane	ND	0.16	0.50	ug/L	1	6/17/2020 07:37 PM
1,2-Dichloropropane	ND	0.16	1.0	ug/L	1	6/17/2020 07:37 PM
1,3-Dichlorobenzene	ND	0.081	1.0	ug/L	1	6/17/2020 07:37 PM
1,4-Dichlorobenzene	ND	0.080	1.0	ug/L	1	6/17/2020 07:37 PM
2-Butanone	ND	4.7	10	ug/L	1	6/17/2020 07:37 PM
2-Chloroethyl vinyl ether	ND	0.29	1.0	ug/L	1	6/17/2020 07:37 PM
Benzene	ND	0.11	1.0	ug/L	1	6/17/2020 07:37 PM
Bromodichloromethane	ND	0.20	1.0	ug/L	1	6/17/2020 07:37 PM
Bromoform	ND	0.23	1.0	ug/L	1	6/17/2020 07:37 PM
Bromomethane	ND	0.38	1.0	ug/L	1	6/17/2020 07:37 PM
Carbon tetrachloride	ND	0.33	0.50	ug/L	1	6/17/2020 07:37 PM
Chlorobenzene	ND	0.11	1.0	ug/L	1	6/17/2020 07:37 PM
Chloroethane	ND	0.69	1.0	ug/L	1	6/17/2020 07:37 PM
Chloroform	ND	0.38	1.0	ug/L	1	6/17/2020 07:37 PM
Chloromethane	ND	0.23	1.0	ug/L	1	6/17/2020 07:37 PM
cis-1,3-Dichloropropene	ND	0.16	1.0	ug/L	1	6/17/2020 07:37 PM
Di-isopropyl ether	ND	0.15	1.0	ug/L	1	6/17/2020 07:37 PM
Dibromochloromethane	ND	0.23	1.0	ug/L	1	6/17/2020 07:37 PM
Ethylbenzene	ND	0.11	1.0	ug/L	1	6/17/2020 07:37 PM
Hexachlorobutadiene	ND	0.30	1.0	ug/L	1	6/17/2020 07:37 PM
m,p-Xylene	ND	0.23	1.0	ug/L	1	6/17/2020 07:37 PM
Methylene chloride	ND	1.2	2.0	ug/L	1	6/17/2020 07:37 PM
MTBE	ND	0.44	1.0	ug/L	1	6/17/2020 07:37 PM
Naphthalene	ND	0.41	1.0	ug/L	1	6/17/2020 07:37 PM
o-Xylene	ND	0.087	1.0	ug/L	1	6/17/2020 07:37 PM
Tert-amyl methyl ether	ND	0.13	1.0	ug/L	1	6/17/2020 07:37 PM
Tert-Butanol	ND	2.8	5.0	ug/L	1	6/17/2020 07:37 PM
Tetrachloroethene	ND	0.25	1.0	ug/L	1	6/17/2020 07:37 PM
Toluene	ND	0.13	2.0	ug/L	1	6/17/2020 07:37 PM

Qualifiers: B Analyte detected in the associated Method Blank
H Holding times for preparation or analysis exceeded
ND Not Detected at the Reporting Limit
Results are wet unless otherwise specified

E Value above quantitation range
J Analyte detected below quantitation limits
S Spike/Surrogate outside of limits due to matrix interference
DO Surrogate Diluted Out



ASSET LABORATORIES
ANALYTICAL SUPPORT SERVICES FOR ENVIRONMENTAL TECHNOLOGIES

CALIFORNIA | P:562.219.7435 F:562.219.7436
11110 Artesia Blvd., Ste B, Cerritos, CA 90703
ELAP Cert 2921
EPA ID CA01638

NEVADA | P:702.307.2659 F:702.307.2691
3151 W. Post Rd., Las Vegas, NV 89118
ELAP Cert 2676 | NV Cert NV00922
ORELAP/NELAP Cert 4046

"Serving Clients with Passion and Professionalism"

ASSET Laboratories

ANALYTICAL RESULTS

Print Date: 07-Jul-20

CLIENT: CH2MHill
Lab Order: N040965
Project: SFPP Norwalk
Lab ID: N040965-002

Client Sample ID: RSW-001-06-11-20
Collection Date: 6/11/2020 2:20:00 PM
Matrix: WATER

Analyses	Result	MDL	PQL	Qual	Units	DF	Date Analyzed
----------	--------	-----	-----	------	-------	----	---------------

VOLATILE ORGANIC COMPOUNDS BY GC/MS

EPA 8260B

RunID:	CA01638-MS10_200617A	QC Batch:	CA20VW076	PrepDate:	Analyst:	AW
trans-1,2-Dichloroethene	ND	0.27	1.0	ug/L	1	6/17/2020 07:37 PM
trans-1,3-Dichloropropene	ND	0.12	1.0	ug/L	1	6/17/2020 07:37 PM
Trichloroethene	ND	0.26	1.0	ug/L	1	6/17/2020 07:37 PM
Vinyl chloride	ND	0.19	0.50	ug/L	1	6/17/2020 07:37 PM
Xylenes, Total	ND	1.5	2.0	ug/L	1	6/17/2020 07:37 PM
Surr: 1,2-Dichloroethane-d4	92.6	0	72-119	%REC	1	6/17/2020 07:37 PM
Surr: 4-Bromofluorobenzene	103	0	76-119	%REC	1	6/17/2020 07:37 PM
Surr: Dibromofluoromethane	90.8	0	85-115	%REC	1	6/17/2020 07:37 PM
Surr: Toluene-d8	99.7	0	81-120	%REC	1	6/17/2020 07:37 PM

VOLATILE ORGANIC COMPOUNDS BY GC/MS

EPA 8260B

RunID:	CA01638-MS10_200617A	QC Batch:	CA20VW076	PrepDate:	Analyst:	AW
2-Chloroethyl vinyl ether	ND	0.29	1.0	ug/L	1	6/17/2020 07:37 PM
Surr: 1,2-Dichloroethane-d4	94.1	0	75-130	%REC	1	6/17/2020 07:37 PM
Surr: 4-Bromofluorobenzene	105	0	80-120	%REC	1	6/17/2020 07:37 PM
Surr: Dibromofluoromethane	93.4	0	80-128	%REC	1	6/17/2020 07:37 PM
Surr: Toluene-d8	103	0	80-120	%REC	1	6/17/2020 07:37 PM

HEXAVALENT CHROMIUM BY IC

EPA 7199

RunID:	CA01638-IC01_200611A	QC Batch:	R145121	PrepDate:	Analyst:	AG
Hexavalent Chromium	0.19	0.033	0.20	J ug/L	1	6/11/2020 08:44 PM

MERCURY BY COLD VAPOR TECHNIQUE

EPA 245.1

RunID:	NV00922-AA2_200612A	QC Batch:	79680	PrepDate:	6/12/2020	Analyst:	DJ
Mercury	ND	0.018	0.050	ug/L	1	6/12/2020 04:22 PM	

TOTAL METALS BY ICP

EPA 200.7

RunID:	NV00922-ICP2_200612C	QC Batch:	79679	PrepDate:	6/12/2020	Analyst:	DJ
Calcium	44000	85	500	ug/L	1	6/12/2020 04:11 PM	
Magnesium	32000	48	100	ug/L	1	6/12/2020 04:11 PM	

Qualifiers: B Analyte detected in the associated Method Blank
 H Holding times for preparation or analysis exceeded
 ND Not Detected at the Reporting Limit
 Results are wet unless otherwise specified
 E Value above quantitation range
 J Analyte detected below quantitation limits
 S Spike/Surrogate outside of limits due to matrix interference
 DO Surrogate Diluted Out



ASSET LABORATORIES
 ANALYTICAL SUPPORT SERVICES FOR ENVIRONMENTAL TECHNOLOGIES

CALIFORNIA | P:562.219.7435 F:562.219.7436
 11110 Artesia Blvd., Ste B, Cerritos, CA 90703
 ELAP Cert 2921
 EPA ID CA01638

NEVADA | P:702.307.2659 F:702.307.2691
 3151 W. Post Rd., Las Vegas, NV 89118
 ELAP Cert 2676 | NV Cert NV00922
 ORELAP/NELAP Cert 4046

"Serving Clients with Passion and Professionalism"

ASSET Laboratories

ANALYTICAL RESULTS

Print Date: 07-Jul-20

CLIENT: CH2MHill
Lab Order: N040965
Project: SFPP Norwalk
Lab ID: N040965-002

Client Sample ID: RSW-001-06-11-20
Collection Date: 6/11/2020 2:20:00 PM
Matrix: WATER

Analyses	Result	MDL	PQL	Qual	Units	DF	Date Analyzed
----------	--------	-----	-----	------	-------	----	---------------

HARDNESS BY CALCULATION

SM 2340 B

RunID:	NV00922-ICP2_200612C	QC Batch:	R145028	PrepDate:	Analyst:	DJ
Hardness, Calcium (As CaCO3)	110	0.50	0.50	mg/L	1	6/12/2020
Hardness, Magnesium (As CaCO3)	130	0.50	0.50	mg/L	1	6/12/2020
Total Hardness (As CaCO3)	240	1.0	1.0	mg/L	1	6/12/2020

TOTAL METALS BY COLLISION/REACTION CELL ICPMS

EPA 200.8

RunID:	NV00922-ICP8_200613C	QC Batch:	79678	PrepDate:	6/12/2020	Analyst:	CEI
Selenium	2.4	0.36	0.50	µg/L	1	6/13/2020 10:47 AM	

TOTAL METALS BY ICPMS

EPA 200.8

RunID:	NV00922-ICP8_200613F	QC Batch:	79678	PrepDate:	6/12/2020	Analyst:	CEI
Antimony	0.74	0.16	0.50	µg/L	1	6/13/2020 08:45 PM	
Arsenic	3.3	0.081	0.10	µg/L	1	6/13/2020 10:47 AM	
Beryllium	ND	0.042	0.50	µg/L	1	6/13/2020 10:47 AM	
Cadmium	0.13	0.053	0.25	J µg/L	1	6/13/2020 10:47 AM	
Chromium	0.86	0.13	0.50	µg/L	1	6/13/2020 10:47 AM	
Copper	4.9	0.26	0.50	µg/L	1	6/13/2020 10:47 AM	
Lead	0.83	0.13	0.50	µg/L	1	6/14/2020 08:06 PM	
Nickel	ND	0.26	1.0	µg/L	1	6/13/2020 10:47 AM	
Silver	ND	0.23	0.25	µg/L	1	6/13/2020 10:47 AM	
Thallium	ND	0.19	0.50	µg/L	1	6/13/2020 10:47 AM	
Zinc	12	0.27	1.0	µg/L	1	6/14/2020 11:21 AM	

Qualifiers:	B Analyte detected in the associated Method Blank	E Value above quantitation range
	H Holding times for preparation or analysis exceeded	J Analyte detected below quantitation limits
	ND Not Detected at the Reporting Limit	S Spike/Surrogate outside of limits due to matrix interference
	Results are wet unless otherwise specified	DO Surrogate Diluted Out



ASSET LABORATORIES
ANALYTICAL SUPPORT SERVICES FOR ENVIRONMENTAL TECHNOLOGIES

CALIFORNIA | P:562.219.7435 F:562.219.7436
 11110 Artesia Blvd., Ste B, Cerritos, CA 90703
 ELAP Cert 2921
 EPA ID CA01638

NEVADA | P:702.307.2659 F:702.307.2691
 3151 W. Post Rd., Las Vegas, NV 89118
 ELAP Cert 2676 | NV Cert NV00922
 ORELAP/NELAP Cert 4046

"Serving Clients with Passion and Professionalism"

ASSET Laboratories

ANALYTICAL RESULTS

Print Date: 07-Jul-20

CLIENT: CH2MHill
Lab Order: N040965
Project: SFPP Norwalk
Lab ID: N040965-003

Client Sample ID: RSW-002-06-11-20
Collection Date: 6/11/2020 2:30:00 PM
Matrix: WATER

Analyses	Result	MDL	PQL	Qual	Units	DF	Date Analyzed
----------	--------	-----	-----	------	-------	----	---------------

VOLATILE ORGANIC COMPOUNDS BY GC/MS

EPA 8260B

RunID:	CA01638-MS10_200617A	QC Batch:	CA20VW076	PrepDate:	Analyst:	AW
1,1,1-Trichloroethane	ND	0.20	1.0	ug/L	1	6/17/2020 08:02 PM
1,1,2,2-Tetrachloroethane	ND	0.11	1.0	ug/L	1	6/17/2020 08:02 PM
1,1,2-Trichloroethane	ND	0.23	1.0	ug/L	1	6/17/2020 08:02 PM
1,1-Dichloroethane	ND	0.22	0.50	ug/L	1	6/17/2020 08:02 PM
1,1-Dichloroethene	ND	0.17	1.0	ug/L	1	6/17/2020 08:02 PM
1,2,4-Trichlorobenzene	ND	0.10	1.0	ug/L	1	6/17/2020 08:02 PM
1,2-Dichlorobenzene	ND	0.089	1.0	ug/L	1	6/17/2020 08:02 PM
1,2-Dichloroethane	ND	0.16	0.50	ug/L	1	6/17/2020 08:02 PM
1,2-Dichloropropane	ND	0.16	1.0	ug/L	1	6/17/2020 08:02 PM
1,3-Dichlorobenzene	ND	0.081	1.0	ug/L	1	6/17/2020 08:02 PM
1,4-Dichlorobenzene	ND	0.080	1.0	ug/L	1	6/17/2020 08:02 PM
2-Butanone	ND	4.7	10	ug/L	1	6/17/2020 08:02 PM
Benzene	ND	0.11	1.0	ug/L	1	6/17/2020 08:02 PM
Bromodichloromethane	ND	0.20	1.0	ug/L	1	6/17/2020 08:02 PM
Bromoform	ND	0.23	1.0	ug/L	1	6/17/2020 08:02 PM
Bromomethane	ND	0.38	1.0	ug/L	1	6/17/2020 08:02 PM
Carbon tetrachloride	ND	0.33	0.50	ug/L	1	6/17/2020 08:02 PM
Chlorobenzene	ND	0.11	1.0	ug/L	1	6/17/2020 08:02 PM
Chloroethane	ND	0.69	1.0	ug/L	1	6/17/2020 08:02 PM
Chloroform	ND	0.38	1.0	ug/L	1	6/17/2020 08:02 PM
Chloromethane	ND	0.23	1.0	ug/L	1	6/17/2020 08:02 PM
cis-1,3-Dichloropropene	ND	0.16	1.0	ug/L	1	6/17/2020 08:02 PM
Di-isopropyl ether	ND	0.15	1.0	ug/L	1	6/17/2020 08:02 PM
Dibromochloromethane	ND	0.23	1.0	ug/L	1	6/17/2020 08:02 PM
Ethylbenzene	ND	0.11	1.0	ug/L	1	6/17/2020 08:02 PM
Hexachlorobutadiene	ND	0.30	1.0	ug/L	1	6/17/2020 08:02 PM
m,p-Xylene	ND	0.23	1.0	ug/L	1	6/17/2020 08:02 PM
Methylene chloride	ND	1.2	2.0	ug/L	1	6/17/2020 08:02 PM
MTBE	ND	0.44	1.0	ug/L	1	6/17/2020 08:02 PM
Naphthalene	ND	0.41	1.0	ug/L	1	6/17/2020 08:02 PM
o-Xylene	ND	0.087	1.0	ug/L	1	6/17/2020 08:02 PM
Tert-amyl methyl ether	ND	0.13	1.0	ug/L	1	6/17/2020 08:02 PM
Tert-Butanol	ND	2.8	5.0	ug/L	1	6/17/2020 08:02 PM
Tetrachloroethene	ND	0.25	1.0	ug/L	1	6/17/2020 08:02 PM
Toluene	ND	0.13	2.0	ug/L	1	6/17/2020 08:02 PM
trans-1,2-Dichloroethene	ND	0.27	1.0	ug/L	1	6/17/2020 08:02 PM

Qualifiers: B Analyte detected in the associated Method Blank
H Holding times for preparation or analysis exceeded
ND Not Detected at the Reporting Limit
Results are wet unless otherwise specified

E Value above quantitation range
J Analyte detected below quantitation limits
S Spike/Surrogate outside of limits due to matrix interference
DO Surrogate Diluted Out



ASSET LABORATORIES
ANALYTICAL SUPPORT SERVICES FOR ENVIRONMENTAL TECHNOLOGIES

CALIFORNIA | P:562.219.7435 F:562.219.7436
11110 Artesia Blvd., Ste B, Cerritos, CA 90703
ELAP Cert 2921
EPA ID CA01638

NEVADA | P:702.307.2659 F:702.307.2691
3151 W. Post Rd., Las Vegas, NV 89118
ELAP Cert 2676 | NV Cert NV00922
ORELAP/NELAP Cert 4046

"Serving Clients with Passion and Professionalism"

ASSET Laboratories

ANALYTICAL RESULTS

Print Date: 07-Jul-20

CLIENT: CH2MHill
Lab Order: N040965
Project: SFPP Norwalk
Lab ID: N040965-003

Client Sample ID: RSW-002-06-11-20
Collection Date: 6/11/2020 2:30:00 PM
Matrix: WATER

Analyses	Result	MDL	PQL	Qual	Units	DF	Date Analyzed
----------	--------	-----	-----	------	-------	----	---------------

VOLATILE ORGANIC COMPOUNDS BY GC/MS

EPA 8260B

RunID:	CA01638-MS10_200617A	QC Batch:	CA20VW076	PrepDate:	Analyst:	AW
trans-1,3-Dichloropropene	ND	0.12	1.0	ug/L	1	6/17/2020 08:02 PM
Trichloroethene	ND	0.26	1.0	ug/L	1	6/17/2020 08:02 PM
Vinyl chloride	ND	0.19	0.50	ug/L	1	6/17/2020 08:02 PM
Xylenes, Total	ND	1.5	2.0	ug/L	1	6/17/2020 08:02 PM
Surr: 1,2-Dichloroethane-d4	94.5	0	72-119	%REC	1	6/17/2020 08:02 PM
Surr: 4-Bromofluorobenzene	96.6	0	76-119	%REC	1	6/17/2020 08:02 PM
Surr: Dibromofluoromethane	91.0	0	85-115	%REC	1	6/17/2020 08:02 PM
Surr: Toluene-d8	96.6	0	81-120	%REC	1	6/17/2020 08:02 PM

VOLATILE ORGANIC COMPOUNDS BY GC/MS

EPA 8260B

RunID:	CA01638-MS10_200617A	QC Batch:	CA20VW076	PrepDate:	Analyst:	AW
2-Chloroethyl vinyl ether	ND	0.29	1.0	µg/L	1	6/17/2020 08:02 PM
Surr: 1,2-Dichloroethane-d4	96.0	0	75-130	%REC	1	6/17/2020 08:02 PM
Surr: 4-Bromofluorobenzene	98.6	0	80-120	%REC	1	6/17/2020 08:02 PM
Surr: Dibromofluoromethane	93.6	0	80-128	%REC	1	6/17/2020 08:02 PM
Surr: Toluene-d8	100	0	80-120	%REC	1	6/17/2020 08:02 PM

HEXAVALENT CHROMIUM BY IC

EPA 7199

RunID:	CA01638-IC01_200611A	QC Batch:	R145121	PrepDate:	Analyst:	AG
Hexavalent Chromium	0.21	0.033	0.20	µg/L	1	6/11/2020 08:56 PM

MERCURY BY COLD VAPOR TECHNIQUE

EPA 245.1

RunID:	NV00922-AA2_200612A	QC Batch:	79680	PrepDate:	6/12/2020	Analyst:	DJ
Mercury	ND	0.018	0.050	µg/L	1	6/12/2020 03:54 PM	

TOTAL METALS BY ICP

EPA 200.7

RunID:	NV00922-ICP2_200612C	QC Batch:	79679	PrepDate:	6/12/2020	Analyst:	DJ
Calcium	46000	85	500	µg/L	1	6/12/2020 04:50 PM	
Magnesium	33000	48	100	µg/L	1	6/12/2020 04:50 PM	

Qualifiers: B Analyte detected in the associated Method Blank
 H Holding times for preparation or analysis exceeded
 ND Not Detected at the Reporting Limit
 Results are wet unless otherwise specified
 E Value above quantitation range
 J Analyte detected below quantitation limits
 S Spike/Surrogate outside of limits due to matrix interference
 DO Surrogate Diluted Out



CALIFORNIA | P:562.219.7435 F:562.219.7436
 11110 Artesia Blvd., Ste B, Cerritos, CA 90703
 ELAP Cert 2921
 EPA ID CA01638

NEVADA | P:702.307.2659 F:702.307.2691
 3151 W. Post Rd., Las Vegas, NV 89118
 ELAP Cert 2676 | NV Cert NV00922
 ORELAP/NELAP Cert 4046

ASSET Laboratories

ANALYTICAL RESULTS

Print Date: 07-Jul-20

CLIENT: CH2MHill
Lab Order: N040965
Project: SFPP Norwalk
Lab ID: N040965-003

Client Sample ID: RSW-002-06-11-20
Collection Date: 6/11/2020 2:30:00 PM
Matrix: WATER

Analyses	Result	MDL	PQL	Qual	Units	DF	Date Analyzed
----------	--------	-----	-----	------	-------	----	---------------

HARDNESS BY CALCULATION

SM 2340 B

RunID:	NV00922-ICP2_200612C	QC Batch:	R145028	PrepDate:	Analyst:	DJ
Hardness, Calcium (As CaCO3)	110	0.50	0.50	mg/L	1	6/12/2020
Hardness, Magnesium (As CaCO3)	130	0.50	0.50	mg/L	1	6/12/2020
Total Hardness (As CaCO3)	250	1.0	1.0	mg/L	1	6/12/2020

TOTAL METALS BY COLLISION/REACTION CELL ICPMS

EPA 200.8

RunID:	NV00922-ICP8_200613C	QC Batch:	79678	PrepDate:	6/12/2020	Analyst:	CEI
Selenium	2.6	0.36	0.50	µg/L	1	6/13/2020 10:51 AM	

TOTAL METALS BY ICPMS

EPA 200.8

RunID:	NV00922-ICP8_200613F	QC Batch:	79678	PrepDate:	6/12/2020	Analyst:	CEI
Antimony	0.73	0.16	0.50	µg/L	1	6/13/2020 08:50 PM	
Arsenic	3.3	0.081	0.10	µg/L	1	6/13/2020 10:51 AM	
Beryllium	ND	0.042	0.50	µg/L	1	6/13/2020 10:51 AM	
Cadmium	0.14	0.053	0.25	J µg/L	1	6/13/2020 10:51 AM	
Chromium	0.83	0.13	0.50	µg/L	1	6/13/2020 10:51 AM	
Copper	5.5	0.26	0.50	µg/L	1	6/13/2020 10:51 AM	
Lead	1.1	0.13	0.50	µg/L	1	6/14/2020 08:11 PM	
Nickel	ND	0.26	1.0	µg/L	1	6/13/2020 10:51 AM	
Silver	ND	0.23	0.25	µg/L	1	6/13/2020 10:51 AM	
Thallium	ND	0.19	0.50	µg/L	1	6/13/2020 10:51 AM	
Zinc	15	0.27	1.0	µg/L	1	6/14/2020 11:26 AM	

Qualifiers:	B	Analyte detected in the associated Method Blank	E	Value above quantitation range
	H	Holding times for preparation or analysis exceeded	J	Analyte detected below quantitation limits
	ND	Not Detected at the Reporting Limit	S	Spike/Surrogate outside of limits due to matrix interference
		Results are wet unless otherwise specified	DO	Surrogate Diluted Out



ASSET LABORATORIES
ANALYTICAL SUPPORT SERVICES FOR ENVIRONMENTAL TECHNOLOGIES

CALIFORNIA | P:562.219.7435 F:562.219.7436
 11110 Artesia Blvd., Ste B, Cerritos, CA 90703
 ELAP Cert 2921
 EPA ID CA01638

NEVADA | P:702.307.2659 F:702.307.2691
 3151 W. Post Rd., Las Vegas, NV 89118
 ELAP Cert 2676 | NV Cert NV00922
 ORELAP/NELAP Cert 4046

"Serving Clients with Passion and Professionalism"

CLIENT: CH2MHill
 Work Order: N040965
 Project: SFPP Norwalk

ANALYTICAL QC SUMMARY REPORT

TestCode: 150.1_4500H+B_W

Sample ID: N040965-001GDUP	SampType: DUP	TestCode: 150.1_4500H+	Units: pH Units	Prep Date:	RunNo: 145023						
Client ID: ZZZZZ	Batch ID: R145023	TestNo: SM4500-H+B	Analysis Date: 6/12/2020	SeqNo: 3815485							
Analyte	Result	PQL	SPK value	SPK Ref Val	%REC	LowLimit	HighLimit	RPD Ref Val	%RPD	RPDLimit	Qual
pH	7.430	0.10						7.420	0.135	10	H
Temp. at time of pH Analysis	25.000	0.10						25.00	0	10	H

Qualifiers:

- B Analyte detected in the associated Method Blank
 - J Analyte detected below quantitation limits
 - S Spike/Surrogate outside of limits due to matrix interference
 - E Value above quantitation range
 - ND Not Detected at the Reporting Limit
 - DO Surrogate Diluted Out
 - H Holding times for preparation or analysis exceeded
 - R RPD outside accepted recovery limits
- Calculations are based on raw values



CALIFORNIA | P:562.219.7435 F:562.219.7436
 11110 Artesia Blvd., Ste B, Cerritos, CA 90703
 ELAP Cert 2921
 EPA ID CA01638

NEVADA | P:702.307.2659 F:702.307.2691
 3151 W. Post Rd., Las Vegas, NV 89118
 ELAP Cert 2676 | NV Cert NV00922
 ORELAP/NELAP Cert 4046

"Serving Clients with Passion and Professionalism"

CLIENT: CH2MHill
Work Order: N040965
Project: SFPP Norwalk

ANALYTICAL QC SUMMARY REPORT

TestCode: 160.2_2540D_W

Sample ID: MB-79707	SampType: MBLK	TestCode: 160.2_2540D_ Units: mg/L	Prep Date: 6/12/2020	RunNo: 145080							
Client ID: PBW	Batch ID: 79707	TestNo: SM2540D	Analysis Date: 6/12/2020	SeqNo: 3818124							
Analyte	Result	PQL	SPK value	SPK Ref Val	%REC	LowLimit	HighLimit	RPD Ref Val	%RPD	RPDLimit	Qual

Suspended Solids (Residue, Non-Filterab) ND 10

Sample ID: LCS-79707	SampType: LCS	TestCode: 160.2_2540D_ Units: mg/L	Prep Date: 6/12/2020	RunNo: 145080							
Client ID: LCSW	Batch ID: 79707	TestNo: SM2540D	Analysis Date: 6/12/2020	SeqNo: 3818125							
Analyte	Result	PQL	SPK value	SPK Ref Val	%REC	LowLimit	HighLimit	RPD Ref Val	%RPD	RPDLimit	Qual

Suspended Solids (Residue, Non-Filterab) 1076.000 10 1000 0 108 80 120

Sample ID: N040908-001BDUP	SampType: DUP	TestCode: 160.2_2540D_ Units: mg/L	Prep Date: 6/12/2020	RunNo: 145080							
Client ID: ZZZZZ	Batch ID: 79707	TestNo: SM2540D	Analysis Date: 6/12/2020	SeqNo: 3818127							
Analyte	Result	PQL	SPK value	SPK Ref Val	%REC	LowLimit	HighLimit	RPD Ref Val	%RPD	RPDLimit	Qual

Suspended Solids (Residue, Non-Filterab) ND 5.0 0 0 5

Qualifiers:

- | | | |
|--|--|--|
| B Analyte detected in the associated Method Blank | E Value above quantitation range | H Holding times for preparation or analysis exceeded |
| J Analyte detected below quantitation limits | ND Not Detected at the Reporting Limit | R RPD outside accepted recovery limits |
| S Spike/Surrogate outside of limits due to matrix interference | DO Surrogate Diluted Out | Calculations are based on raw values |

CLIENT: CH2MHill
Work Order: N040965
Project: SFPP Norwalk

ANALYTICAL QC SUMMARY REPORT

TestCode: 160.5_2540F_W

Sample ID: MB-79711	SampType: MBLK	TestCode: 160.5_2540F_ Units: ml/L	Prep Date: 6/11/2020	RunNo: 145084							
Client ID: PBW	Batch ID: 79711	TestNo: SM2540F	Analysis Date: 6/11/2020	SeqNo: 3818171							
Analyte	Result	PQL	SPK value	SPK Ref Val	%REC	LowLimit	HighLimit	RPD Ref Val	%RPD	RPDLimit	Qual
Settleable Matter	ND	0.10									

Qualifiers:

- | | | |
|--|--|--|
| B Analyte detected in the associated Method Blank | E Value above quantitation range | H Holding times for preparation or analysis exceeded |
| J Analyte detected below quantitation limits | ND Not Detected at the Reporting Limit | R RPD outside accepted recovery limits |
| S Spike/Surrogate outside of limits due to matrix interference | DO Surrogate Diluted Out | Calculations are based on raw values |



CALIFORNIA | P: 562.219.7435 F: 562.219.7436
 11110 Artesia Blvd., Ste B, Cerritos, CA 90703
 ELAP Cert 2921
 EPA ID CA01638

NEVADA | P: 702.307.2659 F: 702.307.2691
 3151 W. Post Rd., Las Vegas, NV 89118
 ELAP Cert 2676 | NV Cert NV00922
 ORELAP/NELAP Cert 4046

CLIENT: CH2MHill
Work Order: N040965
Project: SFPP Norwalk

ANALYTICAL QC SUMMARY REPORT

TestCode: 200.7_WPGEPB

Sample ID: MB-79679	SampType: MBLK	TestCode: 200.7_WPGE	Units: µg/L	Prep Date: 6/12/2020	RunNo: 145028						
Client ID: PBW	Batch ID: 79679	TestNo: EPA 200.7		Analysis Date: 6/12/2020	SeqNo: 3815545						
Analyte	Result	PQL	SPK value	SPK Ref Val	%REC	LowLimit	HighLimit	RPD Ref Val	%RPD	RPDLimit	Qual

Calcium	172.666	500									J
Magnesium	ND	100									

Sample ID: LCS-79679	SampType: LCS	TestCode: 200.7_WPGE	Units: µg/L	Prep Date: 6/12/2020	RunNo: 145028						
Client ID: LCSW	Batch ID: 79679	TestNo: EPA 200.7		Analysis Date: 6/12/2020	SeqNo: 3815546						
Analyte	Result	PQL	SPK value	SPK Ref Val	%REC	LowLimit	HighLimit	RPD Ref Val	%RPD	RPDLimit	Qual

Calcium	10316.725	500	10000	0	103	85	115				
Magnesium	10541.203	100	10000	0	105	85	115				

Sample ID: N040965-002B-DUP	SampType: DUP	TestCode: 200.7_WPGE	Units: µg/L	Prep Date: 6/12/2020	RunNo: 145028						
Client ID: ZZZZZ	Batch ID: 79679	TestNo: EPA 200.7		Analysis Date: 6/12/2020	SeqNo: 3815551						
Analyte	Result	PQL	SPK value	SPK Ref Val	%REC	LowLimit	HighLimit	RPD Ref Val	%RPD	RPDLimit	Qual

Calcium	43446.257	500						43640	0.434	20	
Magnesium	32252.072	100						32440	0.590	20	

Sample ID: N040965-002B-MS	SampType: MS	TestCode: 200.7_WPGE	Units: µg/L	Prep Date: 6/12/2020	RunNo: 145028						
Client ID: ZZZZZ	Batch ID: 79679	TestNo: EPA 200.7		Analysis Date: 6/12/2020	SeqNo: 3815553						
Analyte	Result	PQL	SPK value	SPK Ref Val	%REC	LowLimit	HighLimit	RPD Ref Val	%RPD	RPDLimit	Qual

Calcium	57129.940	500	10000	43640	135	75	125				S
Magnesium	44940.436	100	10000	32440	125	75	125				

Sample ID: N040965-002B-MSD	SampType: MSD	TestCode: 200.7_WPGE	Units: µg/L	Prep Date: 6/12/2020	RunNo: 145028						
Client ID: ZZZZZ	Batch ID: 79679	TestNo: EPA 200.7		Analysis Date: 6/12/2020	SeqNo: 3815554						
Analyte	Result	PQL	SPK value	SPK Ref Val	%REC	LowLimit	HighLimit	RPD Ref Val	%RPD	RPDLimit	Qual

Calcium	59084.499	500	10000	43640	154	75	125	57130	3.36	20	S
---------	-----------	-----	-------	-------	-----	----	-----	-------	------	----	---

Qualifiers:

- | | | |
|--|--|--|
| B Analyte detected in the associated Method Blank | E Value above quantitation range | H Holding times for preparation or analysis exceeded |
| J Analyte detected below quantitation limits | ND Not Detected at the Reporting Limit | R RPD outside accepted recovery limits |
| S Spike/Surrogate outside of limits due to matrix interference | DO Surrogate Diluted Out | Calculations are based on raw values |

CLIENT: CH2MHill
Work Order: N040965
Project: SFPP Norwalk

ANALYTICAL QC SUMMARY REPORT

TestCode: 200.7_WPGEPB

Sample ID: N040965-002B-MSD	SampType: MSD	TestCode: 200.7_WPGE	Units: µg/L	Prep Date: 6/12/2020	RunNo: 145028						
Client ID: ZZZZZZ	Batch ID: 79679	TestNo: EPA 200.7		Analysis Date: 6/12/2020	SeqNo: 3815554						
Analyte	Result	PQL	SPK value	SPK Ref Val	%REC	LowLimit	HighLimit	RPD Ref Val	%RPD	RPDLimit	Qual
Magnesium	46098.698	100	10000	32440	137	75	125	44940	2.54	20	S

Qualifiers:

- | | | |
|--|--|--|
| B Analyte detected in the associated Method Blank | E Value above quantitation range | H Holding times for preparation or analysis exceeded |
| J Analyte detected below quantitation limits | ND Not Detected at the Reporting Limit | R RPD outside accepted recovery limits |
| S Spike/Surrogate outside of limits due to matrix interference | DO Surrogate Diluted Out | Calculations are based on raw values |



"Serving Clients with Passion and Professionalism"

CALIFORNIA | P:562.219.7435 F:562.219.7436
 11110 Artesia Blvd., Ste B, Cerritos, CA 90703
 ELAP Cert 2921
 EPA ID CA01638

NEVADA | P:702.307.2659 F:702.307.2691
 3151 W. Post Rd., Las Vegas, NV 89118
 ELAP Cert 2676 | NV Cert NV00922
 ORELAP/NELAP Cert 4046

CLIENT: CH2MHill
Work Order: N040965
Project: SFPP Norwalk

ANALYTICAL QC SUMMARY REPORT

TestCode: 200.8_W_DRC

Sample ID: MB-79678	SampType: MBLK	TestCode: 200.8_W_DR	Units: µg/L	Prep Date: 6/12/2020	RunNo: 145041						
Client ID: PBW	Batch ID: 79678	TestNo: EPA 200.8		Analysis Date: 6/13/2020	SeqNo: 3816210						
Analyte	Result	PQL	SPK value	SPK Ref Val	%REC	LowLimit	HighLimit	RPD Ref Val	%RPD	RPDLimit	Qual

Selenium	ND	0.50									
----------	----	------	--	--	--	--	--	--	--	--	--

Sample ID: LCS-79678	SampType: LCS	TestCode: 200.8_W_DR	Units: µg/L	Prep Date: 6/12/2020	RunNo: 145041						
Client ID: LCSW	Batch ID: 79678	TestNo: EPA 200.8		Analysis Date: 6/13/2020	SeqNo: 3816211						
Analyte	Result	PQL	SPK value	SPK Ref Val	%REC	LowLimit	HighLimit	RPD Ref Val	%RPD	RPDLimit	Qual

Selenium	10.547	0.50	10.00	0	105	85	115				
----------	--------	------	-------	---	-----	----	-----	--	--	--	--

Sample ID: N040965-001D-DUP	SampType: DUP	TestCode: 200.8_W_DR	Units: µg/L	Prep Date: 6/12/2020	RunNo: 145041						
Client ID: ZZZZZ	Batch ID: 79678	TestNo: EPA 200.8		Analysis Date: 6/13/2020	SeqNo: 3816216						
Analyte	Result	PQL	SPK value	SPK Ref Val	%REC	LowLimit	HighLimit	RPD Ref Val	%RPD	RPDLimit	Qual

Selenium	0.909	0.50						0.8704	4.34	20	
----------	-------	------	--	--	--	--	--	--------	------	----	--

Sample ID: N040965-001D-MS	SampType: MS	TestCode: 200.8_W_DR	Units: µg/L	Prep Date: 6/12/2020	RunNo: 145041						
Client ID: ZZZZZ	Batch ID: 79678	TestNo: EPA 200.8		Analysis Date: 6/13/2020	SeqNo: 3816218						
Analyte	Result	PQL	SPK value	SPK Ref Val	%REC	LowLimit	HighLimit	RPD Ref Val	%RPD	RPDLimit	Qual

Selenium	11.100	0.50	10.00	0.8704	102	75	125				
----------	--------	------	-------	--------	-----	----	-----	--	--	--	--

Sample ID: N040965-001D-MSD	SampType: MSD	TestCode: 200.8_W_DR	Units: µg/L	Prep Date: 6/12/2020	RunNo: 145041						
Client ID: ZZZZZ	Batch ID: 79678	TestNo: EPA 200.8		Analysis Date: 6/13/2020	SeqNo: 3816219						
Analyte	Result	PQL	SPK value	SPK Ref Val	%REC	LowLimit	HighLimit	RPD Ref Val	%RPD	RPDLimit	Qual

Selenium	10.811	0.50	10.00	0.8704	99.4	75	125	11.10	2.64	20	
----------	--------	------	-------	--------	------	----	-----	-------	------	----	--

Qualifiers:

- | | | |
|--|--|--|
| B Analyte detected in the associated Method Blank | E Value above quantitation range | H Holding times for preparation or analysis exceeded |
| J Analyte detected below quantitation limits | ND Not Detected at the Reporting Limit | R RPD outside accepted recovery limits |
| S Spike/Surrogate outside of limits due to matrix interference | DO Surrogate Diluted Out | Calculations are based on raw values |



CALIFORNIA P: 562.219.7435 F: 562.219.7436 11110 Artesia Blvd., Ste B, Cerritos, CA 90703 ELAP Cert 2921 EPA ID CA01638	NEVADA P: 702.307.2659 F: 702.307.2691 3151 W. Post Rd., Las Vegas, NV 89118 ELAP Cert 2676 NV Cert NV00922 ORELAP/NELAP Cert 4046
---	--

CLIENT: CH2MHill
Work Order: N040965
Project: SFPP Norwalk

ANALYTICAL QC SUMMARY REPORT

TestCode: 200.8_W_SFPP

Sample ID: MB-79678	SampType: MBLK	TestCode: 200.8_W_SFPP Units: µg/L	Prep Date: 6/12/2020	RunNo: 145041							
Client ID: PBW	Batch ID: 79678	TestNo: EPA 200.8	Analysis Date: 6/13/2020	SeqNo: 3816296							
Analyte	Result	PQL	SPK value	SPK Ref Val	%REC	LowLimit	HighLimit	RPD Ref Val	%RPD	RPDLimit	Qual

Arsenic	ND	0.10									
Beryllium	ND	0.50									
Cadmium	ND	0.25									
Chromium	ND	0.50									
Copper	ND	0.50									
Lead	ND	0.50									
Nickel	ND	1.0									
Silver	ND	0.25									
Thallium	ND	0.50									

Sample ID: LCS-79678	SampType: LCS	TestCode: 200.8_W_SFPP Units: µg/L	Prep Date: 6/12/2020	RunNo: 145041							
Client ID: LCSW	Batch ID: 79678	TestNo: EPA 200.8	Analysis Date: 6/13/2020	SeqNo: 3816297							
Analyte	Result	PQL	SPK value	SPK Ref Val	%REC	LowLimit	HighLimit	RPD Ref Val	%RPD	RPDLimit	Qual

Arsenic	9.987	0.10	10.00	0	99.9	85	115				
Beryllium	10.266	0.50	10.00	0	103	85	115				
Cadmium	10.478	0.25	10.00	0	105	85	115				
Chromium	9.770	0.50	10.00	0	97.7	85	115				
Copper	9.630	0.50	10.00	0	96.3	85	115				
Lead	10.351	0.50	10.00	0	104	85	115				
Nickel	9.779	1.0	10.00	0	97.8	85	115				
Silver	10.916	0.25	10.00	0	109	85	115				
Thallium	9.992	0.50	10.00	0	99.9	85	115				

Sample ID: N040965-001D-DUP	SampType: DUP	TestCode: 200.8_W_SFPP Units: µg/L	Prep Date: 6/12/2020	RunNo: 145041							
Client ID: ZZZZZ	Batch ID: 79678	TestNo: EPA 200.8	Analysis Date: 6/13/2020	SeqNo: 3816302							
Analyte	Result	PQL	SPK value	SPK Ref Val	%REC	LowLimit	HighLimit	RPD Ref Val	%RPD	RPDLimit	Qual

Arsenic	14.289	0.10						14.23	0.418	20	
Beryllium	ND	0.50						0	0	20	

Qualifiers:

- | | | |
|--|--|--|
| B Analyte detected in the associated Method Blank | E Value above quantitation range | H Holding times for preparation or analysis exceeded |
| J Analyte detected below quantitation limits | ND Not Detected at the Reporting Limit | R RPD outside accepted recovery limits |
| S Spike/Surrogate outside of limits due to matrix interference | DO Surrogate Diluted Out | Calculations are based on raw values |



CALIFORNIA | P:562.219.7435 F:562.219.7436
 11110 Artesia Blvd., Ste B, Cerritos, CA 90703
 ELAP Cert 2921
 EPA ID CA01638

NEVADA | P:702.307.2659 F:702.307.2691
 3151 W. Post Rd., Las Vegas, NV 89118
 ELAP Cert 2676 | NV Cert NV00922
 ORELAP/NELAP Cert 4046

CLIENT: CH2MHill
Work Order: N040965
Project: SFPP Norwalk

ANALYTICAL QC SUMMARY REPORT

TestCode: 200.8_W_SFPP

Sample ID: N040965-001D-DUP		SampType: DUP		TestCode: 200.8_W_SFPP Units: µg/L			Prep Date: 6/12/2020		RunNo: 145041		
Client ID: ZZZZZZ		Batch ID: 79678		TestNo: EPA 200.8			Analysis Date: 6/13/2020		SeqNo: 3816302		
Analyte	Result	PQL	SPK value	SPK Ref Val	%REC	LowLimit	HighLimit	RPD Ref Val	%RPD	RPDLimit	Qual
Cadmium	ND	0.25						0	0	20	
Chromium	ND	0.50						0	0	20	
Copper	ND	0.50						0	0	20	
Lead	ND	0.50						0	0	20	
Nickel	ND	1.0						0	0	20	
Silver	ND	0.25						0	0	20	
Thallium	ND	0.50						0	0	20	

Sample ID: N040965-001D-MS		SampType: MS		TestCode: 200.8_W_SFPP Units: µg/L			Prep Date: 6/12/2020		RunNo: 145041		
Client ID: ZZZZZZ		Batch ID: 79678		TestNo: EPA 200.8			Analysis Date: 6/13/2020		SeqNo: 3816304		
Analyte	Result	PQL	SPK value	SPK Ref Val	%REC	LowLimit	HighLimit	RPD Ref Val	%RPD	RPDLimit	Qual
Arsenic	24.262	0.10	10.00	14.23	100	75	125				
Beryllium	9.273	0.50	10.00	0	92.7	75	125				
Cadmium	10.353	0.25	10.00	0	104	75	125				
Chromium	9.244	0.50	10.00	0	92.4	75	125				
Copper	8.720	0.50	10.00	0	87.2	75	125				
Lead	10.114	0.50	10.00	0	101	75	125				
Nickel	5.746	1.0	10.00	0	57.5	75	125				S
Silver	10.410	0.25	10.00	0	104	75	125				
Thallium	8.740	0.50	10.00	0	87.4	75	125				

Sample ID: N040965-001D-MSD		SampType: MSD		TestCode: 200.8_W_SFPP Units: µg/L			Prep Date: 6/12/2020		RunNo: 145041		
Client ID: ZZZZZZ		Batch ID: 79678		TestNo: EPA 200.8			Analysis Date: 6/13/2020		SeqNo: 3816305		
Analyte	Result	PQL	SPK value	SPK Ref Val	%REC	LowLimit	HighLimit	RPD Ref Val	%RPD	RPDLimit	Qual
Arsenic	24.150	0.10	10.00	14.23	99.2	75	125	24.26	0.462	20	
Beryllium	9.363	0.50	10.00	0	93.6	75	125	9.273	0.968	20	
Cadmium	10.274	0.25	10.00	0	103	75	125	10.35	0.765	20	
Chromium	9.258	0.50	10.00	0	92.6	75	125	9.244	0.148	20	

Qualifiers:

- | | | |
|--|--|--|
| B Analyte detected in the associated Method Blank | E Value above quantitation range | H Holding times for preparation or analysis exceeded |
| J Analyte detected below quantitation limits | ND Not Detected at the Reporting Limit | R RPD outside accepted recovery limits |
| S Spike/Surrogate outside of limits due to matrix interference | DO Surrogate Diluted Out | Calculations are based on raw values |

CLIENT: CH2MHill
Work Order: N040965
Project: SFPP Norwalk

ANALYTICAL QC SUMMARY REPORT

TestCode: 200.8_W_SFPP

Sample ID: N040965-001D-MSD		SampType: MSD		TestCode: 200.8_W_SFPP Units: µg/L		Prep Date: 6/12/2020		RunNo: 145041			
Client ID: ZZZZZZ		Batch ID: 79678		TestNo: EPA 200.8		Analysis Date: 6/13/2020		SeqNo: 3816305			
Analyte	Result	PQL	SPK value	SPK Ref Val	%REC	LowLimit	HighLimit	RPD Ref Val	%RPD	RPDLimit	Qual
Copper	8.609	0.50	10.00	0	86.1	75	125	8.720	1.29	20	
Lead	10.164	0.50	10.00	0	102	75	125	10.11	0.495	20	
Nickel	5.680	1.0	10.00	0	56.8	75	125	5.746	1.16	20	S
Silver	9.963	0.25	10.00	0	99.6	75	125	10.41	4.38	20	
Thallium	8.943	0.50	10.00	0	89.4	75	125	8.740	2.29	20	

Sample ID: MB-79678		SampType: MBLK		TestCode: 200.8_W_SFPP Units: µg/L		Prep Date: 6/12/2020		RunNo: 145044			
Client ID: PBW		Batch ID: 79678		TestNo: EPA 200.8		Analysis Date: 6/13/2020		SeqNo: 3816751			
Analyte	Result	PQL	SPK value	SPK Ref Val	%REC	LowLimit	HighLimit	RPD Ref Val	%RPD	RPDLimit	Qual
Antimony	ND	0.50									

Sample ID: LCS-79678		SampType: LCS		TestCode: 200.8_W_SFPP Units: µg/L		Prep Date: 6/12/2020		RunNo: 145044			
Client ID: LCSW		Batch ID: 79678		TestNo: EPA 200.8		Analysis Date: 6/13/2020		SeqNo: 3816752			
Analyte	Result	PQL	SPK value	SPK Ref Val	%REC	LowLimit	HighLimit	RPD Ref Val	%RPD	RPDLimit	Qual
Antimony	9.768	0.50	10.00	0	97.7	85	115				

Sample ID: N040965-001D-DUP		SampType: DUP		TestCode: 200.8_W_SFPP Units: µg/L		Prep Date: 6/12/2020		RunNo: 145044			
Client ID: ZZZZZZ		Batch ID: 79678		TestNo: EPA 200.8		Analysis Date: 6/13/2020		SeqNo: 3816755			
Analyte	Result	PQL	SPK value	SPK Ref Val	%REC	LowLimit	HighLimit	RPD Ref Val	%RPD	RPDLimit	Qual
Antimony	0.483	0.50						0.4914	0	20	J

Sample ID: N040965-001D-MS		SampType: MS		TestCode: 200.8_W_SFPP Units: µg/L		Prep Date: 6/12/2020		RunNo: 145044			
Client ID: ZZZZZZ		Batch ID: 79678		TestNo: EPA 200.8		Analysis Date: 6/13/2020		SeqNo: 3816757			
Analyte	Result	PQL	SPK value	SPK Ref Val	%REC	LowLimit	HighLimit	RPD Ref Val	%RPD	RPDLimit	Qual
Antimony	11.794	0.50	10.00	0.4914	113	75	125				

Qualifiers:

- | | | |
|--|--|--|
| B Analyte detected in the associated Method Blank | E Value above quantitation range | H Holding times for preparation or analysis exceeded |
| J Analyte detected below quantitation limits | ND Not Detected at the Reporting Limit | R RPD outside accepted recovery limits |
| S Spike/Surrogate outside of limits due to matrix interference | DO Surrogate Diluted Out | Calculations are based on raw values |

CLIENT: CH2MHill
Work Order: N040965
Project: SFPP Norwalk

ANALYTICAL QC SUMMARY REPORT

TestCode: 200.8_W_SFPP

Sample ID: N040965-001D-MSD	SampType: MSD	TestCode: 200.8_W_SFPP	Units: µg/L	Prep Date: 6/12/2020	RunNo: 145044						
Client ID: ZZZZZZ	Batch ID: 79678	TestNo: EPA 200.8		Analysis Date: 6/13/2020	SeqNo: 3816758						
Analyte	Result	PQL	SPK value	SPK Ref Val	%REC	LowLimit	HighLimit	RPD Ref Val	%RPD	RPDLimit	Qual
Antimony	11.875	0.50	10.00	0.4914	114	75	125	11.79	0.679	20	

Sample ID: MB-79678	SampType: MBLK	TestCode: 200.8_W_SFPP	Units: µg/L	Prep Date: 6/12/2020	RunNo: 145045						
Client ID: PBW	Batch ID: 79678	TestNo: EPA 200.8		Analysis Date: 6/14/2020	SeqNo: 3816845						
Analyte	Result	PQL	SPK value	SPK Ref Val	%REC	LowLimit	HighLimit	RPD Ref Val	%RPD	RPDLimit	Qual
Zinc	ND	1.0									

Sample ID: LCS-79678	SampType: LCS	TestCode: 200.8_W_SFPP	Units: µg/L	Prep Date: 6/12/2020	RunNo: 145045						
Client ID: LCSW	Batch ID: 79678	TestNo: EPA 200.8		Analysis Date: 6/14/2020	SeqNo: 3816846						
Analyte	Result	PQL	SPK value	SPK Ref Val	%REC	LowLimit	HighLimit	RPD Ref Val	%RPD	RPDLimit	Qual
Zinc	10.540	1.0	10.00	0	105	85	115				

Sample ID: N040965-001D-DUP	SampType: DUP	TestCode: 200.8_W_SFPP	Units: µg/L	Prep Date: 6/12/2020	RunNo: 145045						
Client ID: ZZZZZZ	Batch ID: 79678	TestNo: EPA 200.8		Analysis Date: 6/14/2020	SeqNo: 3816849						
Analyte	Result	PQL	SPK value	SPK Ref Val	%REC	LowLimit	HighLimit	RPD Ref Val	%RPD	RPDLimit	Qual
Zinc	3.580	1.0						3.440	3.97	20	

Sample ID: N040965-001D-MS	SampType: MS	TestCode: 200.8_W_SFPP	Units: µg/L	Prep Date: 6/12/2020	RunNo: 145045						
Client ID: ZZZZZZ	Batch ID: 79678	TestNo: EPA 200.8		Analysis Date: 6/14/2020	SeqNo: 3816851						
Analyte	Result	PQL	SPK value	SPK Ref Val	%REC	LowLimit	HighLimit	RPD Ref Val	%RPD	RPDLimit	Qual
Zinc	13.650	1.0	100.0	3.440	10.2	75	125				S

Qualifiers:

- | | | |
|--|--|--|
| B Analyte detected in the associated Method Blank | E Value above quantitation range | H Holding times for preparation or analysis exceeded |
| J Analyte detected below quantitation limits | ND Not Detected at the Reporting Limit | R RPD outside accepted recovery limits |
| S Spike/Surrogate outside of limits due to matrix interference | DO Surrogate Diluted Out | Calculations are based on raw values |

CLIENT: CH2MHill
Work Order: N040965
Project: SFPP Norwalk

ANALYTICAL QC SUMMARY REPORT

TestCode: 200.8_W_SFPP

Sample ID: N040965-001D-MSD	SampType: MSD	TestCode: 200.8_W_SFPP	Units: µg/L	Prep Date: 6/12/2020	RunNo: 145045						
Client ID: ZZZZZZ	Batch ID: 79678	TestNo: EPA 200.8		Analysis Date: 6/14/2020	SeqNo: 3816852						
Analyte	Result	PQL	SPK value	SPK Ref Val	%REC	LowLimit	HighLimit	RPD Ref Val	%RPD	RPDLimit	Qual
Zinc	13.637	1.0	100.0	3.440	10.2	75	125	13.65	0.0976	20	S

Qualifiers:

- | | | |
|--|--|--|
| B Analyte detected in the associated Method Blank | E Value above quantitation range | H Holding times for preparation or analysis exceeded |
| J Analyte detected below quantitation limits | ND Not Detected at the Reporting Limit | R RPD outside accepted recovery limits |
| S Spike/Surrogate outside of limits due to matrix interference | DO Surrogate Diluted Out | Calculations are based on raw values |



"Serving Clients with Passion and Professionalism"

CALIFORNIA | P:562.219.7435 F:562.219.7436
 11110 Artesia Blvd., Ste B, Cerritos, CA 90703
 ELAP Cert 2921
 EPA ID CA01638

NEVADA | P:702.307.2659 F:702.307.2691
 3151 W. Post Rd., Las Vegas, NV 89118
 ELAP Cert 2676 | NV Cert NV00922
 ORELAP/NELAP Cert 4046

CLIENT: CH2MHill
Work Order: N040965
Project: SFPP Norwalk

ANALYTICAL QC SUMMARY REPORT

TestCode: 2130_W

Sample ID: MB-R145026	SampType: MBLK	TestCode: 2130_W	Units: NTU	Prep Date:	RunNo: 145026						
Client ID: PBW	Batch ID: R145026	TestNo: SM 2130B		Analysis Date: 6/12/2020	SeqNo: 3815508						
Analyte	Result	PQL	SPK value	SPK Ref Val	%REC	LowLimit	HighLimit	RPD Ref Val	%RPD	RPDLimit	Qual

Turbidity	ND	0.10				
-----------	----	------	--	--	--	--

Sample ID: N040965-001GDUP	SampType: DUP	TestCode: 2130_W	Units: NTU	Prep Date:	RunNo: 145026						
Client ID: ZZZZZ	Batch ID: R145026	TestNo: SM 2130B		Analysis Date: 6/12/2020	SeqNo: 3815510						
Analyte	Result	PQL	SPK value	SPK Ref Val	%REC	LowLimit	HighLimit	RPD Ref Val	%RPD	RPDLimit	Qual

Turbidity	0.280	0.10			0.2800	0	30
-----------	-------	------	--	--	--------	---	----

Qualifiers:

- | | | |
|--|--|--|
| B Analyte detected in the associated Method Blank | E Value above quantitation range | H Holding times for preparation or analysis exceeded |
| J Analyte detected below quantitation limits | ND Not Detected at the Reporting Limit | R RPD outside accepted recovery limits |
| S Spike/Surrogate outside of limits due to matrix interference | DO Surrogate Diluted Out | Calculations are based on raw values |



CALIFORNIA | P: 562.219.7435 F: 562.219.7436
 11110 Artesia Blvd., Ste B, Cerritos, CA 90703
 ELAP Cert 2921
 EPA ID CA01638

NEVADA | P: 702.307.2659 F: 702.307.2691
 3151 W. Post Rd., Las Vegas, NV 89118
 ELAP Cert 2676 | NV Cert NV00922
 ORELAP/NELAP Cert 4046

"Serving Clients with Passion and Professionalism"

CLIENT: CH2MHill
Work Order: N040965
Project: SFPP Norwalk

ANALYTICAL QC SUMMARY REPORT

TestCode: 245.1_W_LL

Sample ID: MB-79680	SampType: MBLK	TestCode: 245.1_W_LL	Units: µg/L	Prep Date: 6/12/2020	RunNo: 145027						
Client ID: PBW	Batch ID: 79680	TestNo: EPA 245.1		Analysis Date: 6/12/2020	SeqNo: 3815527						
Analyte	Result	PQL	SPK value	SPK Ref Val	%REC	LowLimit	HighLimit	RPD Ref Val	%RPD	RPDLimit	Qual

Mercury ND 0.050

Sample ID: LCS-79680	SampType: LCS	TestCode: 245.1_W_LL	Units: µg/L	Prep Date: 6/12/2020	RunNo: 145027						
Client ID: LCSW	Batch ID: 79680	TestNo: EPA 245.1		Analysis Date: 6/12/2020	SeqNo: 3815528						
Analyte	Result	PQL	SPK value	SPK Ref Val	%REC	LowLimit	HighLimit	RPD Ref Val	%RPD	RPDLimit	Qual

Mercury 2.650 0.050 2.500 0 106 85 115

Sample ID: N040965-003B-DUP	SampType: DUP	TestCode: 245.1_W_LL	Units: µg/L	Prep Date: 6/12/2020	RunNo: 145027						
Client ID: ZZZZZ	Batch ID: 79680	TestNo: EPA 245.1		Analysis Date: 6/12/2020	SeqNo: 3815531						
Analyte	Result	PQL	SPK value	SPK Ref Val	%REC	LowLimit	HighLimit	RPD Ref Val	%RPD	RPDLimit	Qual

Mercury ND 0.050 0 0 20

Sample ID: N040965-003B-MS	SampType: MS	TestCode: 245.1_W_LL	Units: µg/L	Prep Date: 6/12/2020	RunNo: 145027						
Client ID: ZZZZZ	Batch ID: 79680	TestNo: EPA 245.1		Analysis Date: 6/12/2020	SeqNo: 3815533						
Analyte	Result	PQL	SPK value	SPK Ref Val	%REC	LowLimit	HighLimit	RPD Ref Val	%RPD	RPDLimit	Qual

Mercury 2.580 0.050 2.500 0 103 75 125

Sample ID: N040965-003B-MSD	SampType: MSD	TestCode: 245.1_W_LL	Units: µg/L	Prep Date: 6/12/2020	RunNo: 145027						
Client ID: ZZZZZ	Batch ID: 79680	TestNo: EPA 245.1		Analysis Date: 6/12/2020	SeqNo: 3815534						
Analyte	Result	PQL	SPK value	SPK Ref Val	%REC	LowLimit	HighLimit	RPD Ref Val	%RPD	RPDLimit	Qual

Mercury 2.670 0.050 2.500 0 107 75 125 2.580 3.43 20

Qualifiers:

- | | | |
|--|--|--|
| B Analyte detected in the associated Method Blank | E Value above quantitation range | H Holding times for preparation or analysis exceeded |
| J Analyte detected below quantitation limits | ND Not Detected at the Reporting Limit | R RPD outside accepted recovery limits |
| S Spike/Surrogate outside of limits due to matrix interference | DO Surrogate Diluted Out | Calculations are based on raw values |



ASSET LABORATORIES
ANALYTICAL SERVICES FOR CALIFORNIA, NEVADA, AND ILLINOIS

CALIFORNIA | P: 562.219.7435 F: 562.219.7436
11110 Artesia Blvd., Ste B, Cerritos, CA 90703
ELAP Cert 2921
EPA ID CA01638

NEVADA | P: 702.307.2659 F: 702.307.2691
3151 W. Post Rd., Las Vegas, NV 89118
ELAP Cert 2676 | NV Cert NV00922
ORELAP/NELAP Cert 4046

"Serving Clients with Passion and Professionalism"

CLIENT: CH2MHill
Work Order: N040965
Project: SFPP Norwalk

ANALYTICAL QC SUMMARY REPORT

TestCode: 300_W_NO2PGE

Sample ID: MB-R145047_NO2	SampType: MBLK	TestCode: 300_W_NO2P	Units: mg/L	Prep Date:	RunNo: 145047						
Client ID: PBW	Batch ID: R145047	TestNo: EPA 300.0		Analysis Date: 6/12/2020	SeqNo: 3817143						
Analyte	Result	PQL	SPK value	SPK Ref Val	%REC	LowLimit	HighLimit	RPD Ref Val	%RPD	RPDLimit	Qual

Nitrogen, Nitrite	ND	0.50									
-------------------	----	------	--	--	--	--	--	--	--	--	--

Sample ID: LCS-R145047_NO2	SampType: LCS	TestCode: 300_W_NO2P	Units: mg/L	Prep Date:	RunNo: 145047						
Client ID: LCSW	Batch ID: R145047	TestNo: EPA 300.0		Analysis Date: 6/12/2020	SeqNo: 3817144						
Analyte	Result	PQL	SPK value	SPK Ref Val	%REC	LowLimit	HighLimit	RPD Ref Val	%RPD	RPDLimit	Qual

Nitrogen, Nitrite	1.238	0.50	1.250	0	99.0	90	110				
-------------------	-------	------	-------	---	------	----	-----	--	--	--	--

Sample ID: N040965-001GDUP	SampType: DUP	TestCode: 300_W_NO2P	Units: mg/L	Prep Date:	RunNo: 145047						
Client ID: ZZZZZ	Batch ID: R145047	TestNo: EPA 300.0		Analysis Date: 6/12/2020	SeqNo: 3817148						
Analyte	Result	PQL	SPK value	SPK Ref Val	%REC	LowLimit	HighLimit	RPD Ref Val	%RPD	RPDLimit	Qual

Nitrogen, Nitrite	ND	2.5						0	0	20	
-------------------	----	-----	--	--	--	--	--	---	---	----	--

Sample ID: N040965-001GMS	SampType: MS	TestCode: 300_W_NO2P	Units: mg/L	Prep Date:	RunNo: 145047						
Client ID: ZZZZZ	Batch ID: R145047	TestNo: EPA 300.0		Analysis Date: 6/12/2020	SeqNo: 3817149						
Analyte	Result	PQL	SPK value	SPK Ref Val	%REC	LowLimit	HighLimit	RPD Ref Val	%RPD	RPDLimit	Qual

Nitrogen, Nitrite	7.395	2.5	6.250	0	118	80	120				
-------------------	-------	-----	-------	---	-----	----	-----	--	--	--	--

Sample ID: N040965-001GMSD	SampType: MSD	TestCode: 300_W_NO2P	Units: mg/L	Prep Date:	RunNo: 145047						
Client ID: ZZZZZ	Batch ID: R145047	TestNo: EPA 300.0		Analysis Date: 6/12/2020	SeqNo: 3817150						
Analyte	Result	PQL	SPK value	SPK Ref Val	%REC	LowLimit	HighLimit	RPD Ref Val	%RPD	RPDLimit	Qual

Nitrogen, Nitrite	7.281	2.5	6.250	0	116	80	120	7.395	1.55	20	
-------------------	-------	-----	-------	---	-----	----	-----	-------	------	----	--

Qualifiers:

- | | | |
|--|--|--|
| B Analyte detected in the associated Method Blank | E Value above quantitation range | H Holding times for preparation or analysis exceeded |
| J Analyte detected below quantitation limits | ND Not Detected at the Reporting Limit | R RPD outside accepted recovery limits |
| S Spike/Surrogate outside of limits due to matrix interference | DO Surrogate Diluted Out | Calculations are based on raw values |



ASSET LABORATORIES
ANALYTICAL SERVICES • 2025 FORD ROAD, SUITE 100 • RENO, NV 89502

CALIFORNIA | P: 562.219.7435 F: 562.219.7436
11110 Artesia Blvd., Ste B, Cerritos, CA 90703
ELAP Cert 2921
EPA ID CA01638

NEVADA | P: 702.307.2659 F: 702.307.2691
3151 W. Post Rd., Las Vegas, NV 89118
ELAP Cert 2676 | NV Cert NV00922
ORELAP/NELAP Cert 4046

"Serving Clients with Passion and Professionalism"

CLIENT: CH2MHill
Work Order: N040965
Project: SFPP Norwalk

ANALYTICAL QC SUMMARY REPORT

TestCode: 7199_WPGE

Sample ID: LCS1-R145121	SampType: LCS	TestCode: 7199_WPGE	Units: µg/L	Prep Date:	RunNo: 145121						
Client ID: LCSW	Batch ID: R145121	TestNo: EPA 7199		Analysis Date: 6/11/2020	SeqNo: 3819221						
Analyte	Result	PQL	SPK value	SPK Ref Val	%REC	LowLimit	HighLimit	RPD Ref Val	%RPD	RPDLimit	Qual
Hexavalent Chromium	5.143	0.20	5.000	0	103	90	110				

Sample ID: MB-R145121	SampType: MBLK	TestCode: 7199_WPGE	Units: µg/L	Prep Date:	RunNo: 145121						
Client ID: PBW	Batch ID: R145121	TestNo: EPA 7199		Analysis Date: 6/11/2020	SeqNo: 3819222						
Analyte	Result	PQL	SPK value	SPK Ref Val	%REC	LowLimit	HighLimit	RPD Ref Val	%RPD	RPDLimit	Qual
Hexavalent Chromium	ND	0.20									

Sample ID: N040965-002DDUP	SampType: DUP	TestCode: 7199_WPGE	Units: µg/L	Prep Date:	RunNo: 145121						
Client ID: ZZZZZ	Batch ID: R145121	TestNo: EPA 7199		Analysis Date: 6/11/2020	SeqNo: 3819226						
Analyte	Result	PQL	SPK value	SPK Ref Val	%REC	LowLimit	HighLimit	RPD Ref Val	%RPD	RPDLimit	Qual
Hexavalent Chromium	0.188	0.20						0.1873	0	20	J

Sample ID: N040965-002DMS	SampType: MS	TestCode: 7199_WPGE	Units: µg/L	Prep Date:	RunNo: 145121						
Client ID: ZZZZZ	Batch ID: R145121	TestNo: EPA 7199		Analysis Date: 6/11/2020	SeqNo: 3819227						
Analyte	Result	PQL	SPK value	SPK Ref Val	%REC	LowLimit	HighLimit	RPD Ref Val	%RPD	RPDLimit	Qual
Hexavalent Chromium	5.322	0.20	5.000	0.1873	103	90	110				

Sample ID: N040965-002DMSD	SampType: MSD	TestCode: 7199_WPGE	Units: µg/L	Prep Date:	RunNo: 145121						
Client ID: ZZZZZ	Batch ID: R145121	TestNo: EPA 7199		Analysis Date: 6/11/2020	SeqNo: 3819228						
Analyte	Result	PQL	SPK value	SPK Ref Val	%REC	LowLimit	HighLimit	RPD Ref Val	%RPD	RPDLimit	Qual
Hexavalent Chromium	5.355	0.20	5.000	0.1873	103	90	110	5.322	0.624	20	

Qualifiers:

- | | | |
|--|--|--|
| B Analyte detected in the associated Method Blank | E Value above quantitation range | H Holding times for preparation or analysis exceeded |
| J Analyte detected below quantitation limits | ND Not Detected at the Reporting Limit | R RPD outside accepted recovery limits |
| S Spike/Surrogate outside of limits due to matrix interference | DO Surrogate Diluted Out | Calculations are based on raw values |

CLIENT: CH2MHill
Work Order: N040965
Project: SFPP Norwalk

ANALYTICAL QC SUMMARY REPORT

TestCode: 8015_W_FP_SFPP

Sample ID: MB-79686	SampType: MBLK	TestCode: 8015_W_FP_	Units: ug/L	Prep Date: 6/12/2020	RunNo: 145055						
Client ID: PBW	Batch ID: 79686	TestNo: EPA 8015B EPA 3510C		Analysis Date: 6/13/2020	SeqNo: 3817371						
Analyte	Result	PQL	SPK value	SPK Ref Val	%REC	LowLimit	HighLimit	RPD Ref Val	%RPD	RPDLimit	Qual
TPH-Diesel (C13-C22)	ND	25									
TPH-Oil (C23-C36)	16.307	25									J
Surr: Octacosane	94.814		80.00		119	26	152				
Surr: p-Terphenyl	99.822		80.00		125	57	132				

Qualifiers:

- | | | |
|--|--|--|
| B Analyte detected in the associated Method Blank | E Value above quantitation range | H Holding times for preparation or analysis exceeded |
| J Analyte detected below quantitation limits | ND Not Detected at the Reporting Limit | R RPD outside accepted recovery limits |
| S Spike/Surrogate outside of limits due to matrix interference | DO Surrogate Diluted Out | Calculations are based on raw values |



ASSET LABORATORIES
ANALYTICAL SERVICES FOR THE OIL AND GAS INDUSTRY

CALIFORNIA | P: 562.219.7435 F: 562.219.7436
 11110 Artesia Blvd., Ste B, Cerritos, CA 90703
 ELAP Cert 2921
 EPA ID CA01638

NEVADA | P: 702.307.2659 F: 702.307.2691
 3151 W. Post Rd., Las Vegas, NV 89118
 ELAP Cert 2676 | NV Cert NV00922
 ORELAP/NELAP Cert 4046

"Serving Clients with Passion and Professionalism"

CLIENT: CH2MHill
Work Order: N040965
Project: SFPP Norwalk

ANALYTICAL QC SUMMARY REPORT

TestCode: 8015_W_SFPPTOT

Sample ID: MB-R145055	SampType: MBLK	TestCode: 8015_W_SFP	Units: ug/L	Prep Date:	RunNo: 145055						
Client ID: PBW	Batch ID: R145055	TestNo: EPA 8015B		Analysis Date: 6/13/2020	SeqNo: 3818165						
Analyte	Result	PQL	SPK value	SPK Ref Val	%REC	LowLimit	HighLimit	RPD Ref Val	%RPD	RPDLimit	Qual
Total TPH	51.000	100									J

Qualifiers:

- | | | |
|--|--|--|
| B Analyte detected in the associated Method Blank | E Value above quantitation range | H Holding times for preparation or analysis exceeded |
| J Analyte detected below quantitation limits | ND Not Detected at the Reporting Limit | R RPD outside accepted recovery limits |
| S Spike/Surrogate outside of limits due to matrix interference | DO Surrogate Diluted Out | Calculations are based on raw values |



CALIFORNIA | P: 562.219.7435 F: 562.219.7436
 11110 Artesia Blvd., Ste B, Cerritos, CA 90703
 ELAP Cert 2921
 EPA ID CA01638

NEVADA | P: 702.307.2659 F: 702.307.2691
 3151 W. Post Rd., Las Vegas, NV 89118
 ELAP Cert 2676 | NV Cert NV00922
 ORELAP/NELAP Cert 4046

CLIENT: CH2MHill
Work Order: N040965
Project: SFPP Norwalk

ANALYTICAL QC SUMMARY REPORT

TestCode: 8015GAS_WSFP

Sample ID: E200612LCS	SampType: LCS	TestCode: 8015GAS_WS	Units: ug/L	Prep Date:	RunNo: 145065						
Client ID: LCSW	Batch ID: E20VW052	TestNo: EPA 8015B		Analysis Date: 6/12/2020	SeqNo: 3817540						
Analyte	Result	PQL	SPK value	SPK Ref Val	%REC	LowLimit	HighLimit	RPD Ref Val	%RPD	RPDLimit	Qual

TPH-Gasoline (C4-C12)	1149.000	50	1000	0	115	67	136				
Surr: Chlorobenzene - d5	47054.000		50000		94.1	74	138				

Sample ID: E200612MB	SampType: MBLK	TestCode: 8015GAS_WS	Units: ug/L	Prep Date:	RunNo: 145065						
Client ID: PBW	Batch ID: E20VW052	TestNo: EPA 8015B		Analysis Date: 6/12/2020	SeqNo: 3817541						
Analyte	Result	PQL	SPK value	SPK Ref Val	%REC	LowLimit	HighLimit	RPD Ref Val	%RPD	RPDLimit	Qual

TPH-Gasoline (C4-C12)	35.000	50									J
Surr: Chlorobenzene - d5	51727.000		50000		103	74	138				

Sample ID: N040965-001BMS	SampType: MS	TestCode: 8015GAS_WS	Units: ug/L	Prep Date:	RunNo: 145065						
Client ID: ZZZZZ	Batch ID: E20VW052	TestNo: EPA 8015B		Analysis Date: 6/12/2020	SeqNo: 3817543						
Analyte	Result	PQL	SPK value	SPK Ref Val	%REC	LowLimit	HighLimit	RPD Ref Val	%RPD	RPDLimit	Qual

TPH-Gasoline (C4-C12)	1025.000	50	1000	33.00	99.2	67	136				
Surr: Chlorobenzene - d5	48591.000		50000		97.2	74	138				

Sample ID: N040965-001BMSD	SampType: MSD	TestCode: 8015GAS_WS	Units: ug/L	Prep Date:	RunNo: 145065						
Client ID: ZZZZZ	Batch ID: E20VW052	TestNo: EPA 8015B		Analysis Date: 6/12/2020	SeqNo: 3817544						
Analyte	Result	PQL	SPK value	SPK Ref Val	%REC	LowLimit	HighLimit	RPD Ref Val	%RPD	RPDLimit	Qual

TPH-Gasoline (C4-C12)	930.000	50	1000	33.00	89.7	67	136	1025	9.72	30	
Surr: Chlorobenzene - d5	47349.000		50000		94.7	74	138		0	0	

Qualifiers:

- | | | |
|--|--|--|
| B Analyte detected in the associated Method Blank | E Value above quantitation range | H Holding times for preparation or analysis exceeded |
| J Analyte detected below quantitation limits | ND Not Detected at the Reporting Limit | R RPD outside accepted recovery limits |
| S Spike/Surrogate outside of limits due to matrix interference | DO Surrogate Diluted Out | Calculations are based on raw values |



CALIFORNIA | P: 562.219.7435 F: 562.219.7436
 11110 Artesia Blvd., Ste B, Cerritos, CA 90703
 ELAP Cert 2921
 EPA ID CA01638

NEVADA | P: 702.307.2659 F: 702.307.2691
 3151 W. Post Rd., Las Vegas, NV 89118
 ELAP Cert 2676 | NV Cert NV00922
 ORELAP/NELAP Cert 4046

CLIENT: CH2MHill
Work Order: N040965
Project: SFPP Norwalk

ANALYTICAL QC SUMMARY REPORT

TestCode: 8260_WP_SFPP

Sample ID: CA200617-LCS	SampType: LCS	TestCode: 8260_WP_SF	Units: ug/L	Prep Date:	RunNo: 145143						
Client ID: LCSW	Batch ID: CA20VW076	TestNo: EPA 8260B		Analysis Date: 6/17/2020	SeqNo: 3820521						
Analyte	Result	PQL	SPK value	SPK Ref Val	%REC	LowLimit	HighLimit	RPD Ref Val	%RPD	RPDLimit	Qual
1,1,1-Trichloroethane	20.070	1.0	20.00	0	100	67	132				
1,1,2,2-Tetrachloroethane	19.040	1.0	20.00	0	95.2	63	128				
1,1,2-Trichloroethane	20.720	1.0	20.00	0	104	75	125				
1,1-Dichloroethane	21.330	0.50	20.00	0	107	69	133				
1,1-Dichloroethene	20.330	1.0	20.00	0	102	68	130				
1,2,4-Trichlorobenzene	21.240	1.0	20.00	0	106	66	134				
1,2-Dichlorobenzene	20.980	1.0	20.00	0	105	71	122				
1,2-Dichloroethane	20.510	0.50	20.00	0	103	69	132				
1,2-Dichloropropane	19.910	1.0	20.00	0	99.6	75	125				
1,3-Dichlorobenzene	20.160	1.0	20.00	0	101	75	124				
1,4-Dichlorobenzene	21.020	1.0	20.00	0	105	74	123				
2-Butanone	214.150	10	200.0	0	107	49	136				
Benzene	20.270	1.0	20.00	0	101	81	122				
Bromodichloromethane	20.030	1.0	20.00	0	100	76	121				
Bromoform	17.990	1.0	20.00	0	90.0	69	128				
Bromomethane	20.710	1.0	20.00	0	104	53	141				
Carbon tetrachloride	19.920	0.50	20.00	0	99.6	66	138				
Chlorobenzene	21.420	1.0	20.00	0	107	81	122				
Chloroethane	22.020	1.0	20.00	0	110	58	133				
Chloroform	22.170	1.0	20.00	0	111	69	128				
Chloromethane	23.270	1.0	20.00	0	116	56	131				
cis-1,3-Dichloropropene	20.070	1.0	20.00	0	100	69	131				
Di-isopropyl ether	19.180	1.0	20.00	0	95.9	70	130				
Dibromochloromethane	18.680	1.0	20.00	0	93.4	66	133				
Ethylbenzene	20.590	1.0	20.00	0	103	73	127				
Hexachlorobutadiene	19.000	1.0	20.00	0	95.0	67	131				
m,p-Xylene	42.660	1.0	40.00	0	107	76	128				
Methylene chloride	20.020	2.0	20.00	0	100	63	137				
MTBE	19.470	1.0	20.00	0	97.4	65	123				
Naphthalene	21.200	1.0	20.00	0	106	54	138				

Qualifiers:

- | | | |
|--|--|--|
| B Analyte detected in the associated Method Blank | E Value above quantitation range | H Holding times for preparation or analysis exceeded |
| J Analyte detected below quantitation limits | ND Not Detected at the Reporting Limit | R RPD outside accepted recovery limits |
| S Spike/Surrogate outside of limits due to matrix interference | DO Surrogate Diluted Out | Calculations are based on raw values |



CALIFORNIA | P:562.219.7435 F:562.219.7436
 11110 Artesia Blvd., Ste B, Cerritos, CA 90703
 ELAP Cert 2921
 EPA ID CA01638

NEVADA | P:702.307.2659 F:702.307.2691
 3151 W. Post Rd., Las Vegas, NV 89118
 ELAP Cert 2676 | NV Cert NVO0922
 ORELAP/NELAP Cert 4046

CLIENT: CH2MHill
Work Order: N040965
Project: SFPP Norwalk

ANALYTICAL QC SUMMARY REPORT

TestCode: 8260_WP_SFPP

Sample ID: CA200617-LCS	SampType: LCS	TestCode: 8260_WP_SF	Units: ug/L	Prep Date:	RunNo: 145143						
Client ID: LCSW	Batch ID: CA20VW076	TestNo: EPA 8260B		Analysis Date: 6/17/2020	SeqNo: 3820521						
Analyte	Result	PQL	SPK value	SPK Ref Val	%REC	LowLimit	HighLimit	RPD Ref Val	%RPD	RPDLimit	Qual
o-Xylene	20.860	1.0	20.00	0	104	80	121				
Tert-amyl methyl ether	19.740	1.0	20.00	0	98.7	70	130				
Tert-Butanol	104.340	5.0	100.0	0	104	70	130				
Tetrachloroethene	20.750	1.0	20.00	0	104	66	128				
Toluene	19.550	2.0	20.00	0	97.8	77	122				
trans-1,2-Dichloroethene	18.780	1.0	20.00	0	93.9	63	137				
trans-1,3-Dichloropropene	20.410	1.0	20.00	0	102	59	135				
Trichloroethene	21.800	1.0	20.00	0	109	70	127				
Vinyl chloride	23.500	0.50	20.00	0	118	50	134				
Xylenes, Total	63.520	2.0	60.00	0	106	75	125				
Surr: 1,2-Dichloroethane-d4	25.360		25.00		101	72	119				
Surr: 4-Bromofluorobenzene	24.910		25.00		99.6	76	119				
Surr: Dibromofluoromethane	25.460		25.00		102	85	115				
Surr: Toluene-d8	24.890		25.00		99.6	81	120				

Sample ID: CA200617-MB1	SampType: MBLK	TestCode: 8260_WP_SF	Units: ug/L	Prep Date:	RunNo: 145143						
Client ID: PBW	Batch ID: CA20VW076	TestNo: EPA 8260B		Analysis Date: 6/17/2020	SeqNo: 3820522						
Analyte	Result	PQL	SPK value	SPK Ref Val	%REC	LowLimit	HighLimit	RPD Ref Val	%RPD	RPDLimit	Qual
1,1,1-Trichloroethane	ND	1.0									
1,1,2,2-Tetrachloroethane	ND	1.0									
1,1,2-Trichloroethane	ND	1.0									
1,1-Dichloroethane	ND	0.50									
1,1-Dichloroethene	ND	1.0									
1,2,4-Trichlorobenzene	0.170	1.0									J
1,2-Dichlorobenzene	ND	1.0									
1,2-Dichloroethane	ND	0.50									
1,2-Dichloropropane	ND	1.0									
1,3-Dichlorobenzene	ND	1.0									
1,4-Dichlorobenzene	ND	1.0									

Qualifiers:

- | | | |
|--|--|--|
| B Analyte detected in the associated Method Blank | E Value above quantitation range | H Holding times for preparation or analysis exceeded |
| J Analyte detected below quantitation limits | ND Not Detected at the Reporting Limit | R RPD outside accepted recovery limits |
| S Spike/Surrogate outside of limits due to matrix interference | DO Surrogate Diluted Out | Calculations are based on raw values |

CLIENT: CH2MHill
Work Order: N040965
Project: SFPP Norwalk

ANALYTICAL QC SUMMARY REPORT

TestCode: 8260_WP_SFPP

Sample ID: CA200617-MB1	SampType: MBLK	TestCode: 8260_WP_SF	Units: ug/L	Prep Date:	RunNo: 145143						
Client ID: PBW	Batch ID: CA20VW076	TestNo: EPA 8260B		Analysis Date: 6/17/2020	SeqNo: 3820522						
Analyte	Result	PQL	SPK value	SPK Ref Val	%REC	LowLimit	HighLimit	RPD Ref Val	%RPD	RPDLimit	Qual

Analyte	Result	PQL	SPK value	SPK Ref Val	%REC	LowLimit	HighLimit	RPD Ref Val	%RPD	RPDLimit	Qual
2-Butanone	ND	10									
Benzene	ND	1.0									
Bromodichloromethane	ND	1.0									
Bromoform	ND	1.0									
Bromomethane	ND	1.0									
Carbon tetrachloride	ND	0.50									
Chlorobenzene	ND	1.0									
Chloroethane	ND	1.0									
Chloroform	ND	1.0									
Chloromethane	ND	1.0									
cis-1,3-Dichloropropene	ND	1.0									
Di-isopropyl ether	ND	1.0									
Dibromochloromethane	ND	1.0									
Ethylbenzene	ND	1.0									
Hexachlorobutadiene	ND	1.0									
m,p-Xylene	ND	1.0									
Methylene chloride	ND	2.0									
MTBE	ND	1.0									
Naphthalene	ND	1.0									
o-Xylene	ND	1.0									
Tert-amyl methyl ether	ND	1.0									
Tert-Butanol	ND	5.0									
Tetrachloroethene	ND	1.0									
Toluene	ND	2.0									
trans-1,2-Dichloroethene	ND	1.0									
trans-1,3-Dichloropropene	ND	1.0									
Trichloroethene	ND	1.0									
Vinyl chloride	ND	0.50									
Xylenes, Total	ND	2.0									
Surr: 1,2-Dichloroethane-d4	25.370		25.00		101	72	119				

Qualifiers:

- | | | |
|--|--|--|
| B Analyte detected in the associated Method Blank | E Value above quantitation range | H Holding times for preparation or analysis exceeded |
| J Analyte detected below quantitation limits | ND Not Detected at the Reporting Limit | R RPD outside accepted recovery limits |
| S Spike/Surrogate outside of limits due to matrix interference | DO Surrogate Diluted Out | Calculations are based on raw values |



ASSET LABORATORIES
ANALYTICAL SERVICES FOR CALIFORNIA, NEVADA, AND IDAHO

CALIFORNIA | P: 562.219.7435 F: 562.219.7436
11110 Artesia Blvd., Ste B, Cerritos, CA 90703
ELAP Cert 2921
EPA ID CA01638

NEVADA | P: 702.307.2659 F: 702.307.2691
3151 W. Post Rd., Las Vegas, NV 89118
ELAP Cert 2676 | NV Cert NV00922
ORELAP/NELAP Cert 4046

"Serving Clients with Passion and Professionalism"

CLIENT: CH2MHill
 Work Order: N040965
 Project: SFPP Norwalk

ANALYTICAL QC SUMMARY REPORT

TestCode: 8260_WP_SFPP

Sample ID: CA200617-MB1	SampType: MBLK	TestCode: 8260_WP_SF	Units: ug/L	Prep Date:	RunNo: 145143						
Client ID: PBW	Batch ID: CA20VW076	TestNo: EPA 8260B		Analysis Date: 6/17/2020	SeqNo: 3820522						
Analyte	Result	PQL	SPK value	SPK Ref Val	%REC	LowLimit	HighLimit	RPD Ref Val	%RPD	RPDLimit	Qual
Surr: 4-Bromofluorobenzene	23.910		25.00		95.6	76	119				
Surr: Dibromofluoromethane	24.400		25.00		97.6	85	115				
Surr: Toluene-d8	24.420		25.00		97.7	81	120				

Sample ID: N040965-001A-MS	SampType: MS	TestCode: 8260_WP_SF	Units: ug/L	Prep Date:	RunNo: 145143						
Client ID: ZZZZZ	Batch ID: CA20VW076	TestNo: EPA 8260B		Analysis Date: 6/17/2020	SeqNo: 3820526						
Analyte	Result	PQL	SPK value	SPK Ref Val	%REC	LowLimit	HighLimit	RPD Ref Val	%RPD	RPDLimit	Qual
1,1,1-Trichloroethane	20.890	1.0	20.00	0	104	67	132				
1,1,2,2-Tetrachloroethane	21.490	1.0	20.00	0	107	63	128				
1,1,2-Trichloroethane	20.370	1.0	20.00	0	102	75	125				
1,1-Dichloroethane	21.070	0.50	20.00	0	105	69	133				
1,1-Dichloroethene	22.320	1.0	20.00	0	112	68	130				
1,2,4-Trichlorobenzene	22.400	1.0	20.00	0	112	66	134				
1,2-Dichlorobenzene	22.750	1.0	20.00	0	114	71	122				
1,2-Dichloroethane	20.980	0.50	20.00	0	105	69	132				
1,2-Dichloropropane	20.560	1.0	20.00	0	103	75	125				
1,3-Dichlorobenzene	22.030	1.0	20.00	0	110	75	124				
1,4-Dichlorobenzene	22.710	1.0	20.00	0	114	74	123				
2-Butanone	185.690	10	200.0	0	92.8	49	136				
Benzene	21.410	1.0	20.00	0	107	81	122				
Bromodichloromethane	19.610	1.0	20.00	0	98.0	76	121				
Bromoform	17.370	1.0	20.00	0	86.9	69	128				
Bromomethane	21.720	1.0	20.00	0	109	53	141				
Carbon tetrachloride	19.840	0.50	20.00	0	99.2	66	138				
Chlorobenzene	21.960	1.0	20.00	0	110	81	122				
Chloroethane	23.040	1.0	20.00	0	115	58	133				
Chloroform	23.070	1.0	20.00	0	115	69	128				
Chloromethane	24.070	1.0	20.00	0	120	56	131				
cis-1,3-Dichloropropene	21.190	1.0	20.00	0	106	69	131				

Qualifiers:

- | | | |
|--|--|--|
| B Analyte detected in the associated Method Blank | E Value above quantitation range | H Holding times for preparation or analysis exceeded |
| J Analyte detected below quantitation limits | ND Not Detected at the Reporting Limit | R RPD outside accepted recovery limits |
| S Spike/Surrogate outside of limits due to matrix interference | DO Surrogate Diluted Out | Calculations are based on raw values |

CLIENT: CH2MHill
 Work Order: N040965
 Project: SFPP Norwalk

ANALYTICAL QC SUMMARY REPORT

TestCode: 8260_WP_SFPP

Sample ID: N040965-001A-MS		SampType: MS		TestCode: 8260_WP_SF		Units: ug/L		Prep Date:		RunNo: 145143	
Client ID: ZZZZZZ		Batch ID: CA20VW076		TestNo: EPA 8260B		Analysis Date: 6/17/2020		SeqNo: 3820526			
Analyte	Result	PQL	SPK value	SPK Ref Val	%REC	LowLimit	HighLimit	RPD Ref Val	%RPD	RPDLimit	Qual
Di-isopropyl ether	20.610	1.0	20.00	0	103	70	130				
Dibromochloromethane	19.430	1.0	20.00	0	97.2	66	133				
Ethylbenzene	21.570	1.0	20.00	0	108	73	127				
Hexachlorobutadiene	22.020	1.0	20.00	0	110	67	131				
m,p-Xylene	43.600	1.0	40.00	0	109	76	128				
Methylene chloride	22.770	2.0	20.00	0	114	63	137				
MTBE	21.770	1.0	20.00	0	109	65	123				
Naphthalene	21.670	1.0	20.00	0	108	54	138				
o-Xylene	21.570	1.0	20.00	0	108	80	121				
Tert-amyl methyl ether	20.380	1.0	20.00	0	102	70	130				
Tert-Butanol	107.960	5.0	100.0	0	108	70	130				
Tetrachloroethene	20.580	1.0	20.00	0	103	66	128				
Toluene	20.850	2.0	20.00	0	104	77	122				
trans-1,2-Dichloroethene	20.530	1.0	20.00	0	103	63	137				
trans-1,3-Dichloropropene	18.520	1.0	20.00	0	92.6	59	135				
Trichloroethene	21.970	1.0	20.00	0	110	70	127				
Vinyl chloride	23.790	0.50	20.00	0	119	50	134				
Xylenes, Total	65.170	2.0	60.00	0	109	75	125				
Surr: 1,2-Dichloroethane-d4	26.520		25.00		106	72	119				
Surr: 4-Bromofluorobenzene	24.460		25.00		97.8	76	119				
Surr: Dibromofluoromethane	26.020		25.00		104	85	115				
Surr: Toluene-d8	25.170		25.00		101	81	120				

Sample ID: N040965-001A-MSD		SampType: MSD		TestCode: 8260_WP_SF		Units: ug/L		Prep Date:		RunNo: 145143	
Client ID: ZZZZZZ		Batch ID: CA20VW076		TestNo: EPA 8260B		Analysis Date: 6/17/2020		SeqNo: 3820527			
Analyte	Result	PQL	SPK value	SPK Ref Val	%REC	LowLimit	HighLimit	RPD Ref Val	%RPD	RPDLimit	Qual
1,1,1-Trichloroethane	20.830	1.0	20.00	0	104	67	132	20.89	0.288	20	
1,1,2,2-Tetrachloroethane	21.070	1.0	20.00	0	105	63	128	21.49	1.97	20	
1,1,2-Trichloroethane	21.560	1.0	20.00	0	108	75	125	20.37	5.68	20	

Qualifiers:

- | | | |
|--|--|--|
| B Analyte detected in the associated Method Blank | E Value above quantitation range | H Holding times for preparation or analysis exceeded |
| J Analyte detected below quantitation limits | ND Not Detected at the Reporting Limit | R RPD outside accepted recovery limits |
| S Spike/Surrogate outside of limits due to matrix interference | DO Surrogate Diluted Out | Calculations are based on raw values |

CLIENT: CH2MHill
Work Order: N040965
Project: SFPP Norwalk

ANALYTICAL QC SUMMARY REPORT

TestCode: 8260_WP_SFPP

Sample ID: N040965-001A-MSD	SampType: MSD	TestCode: 8260_WP_SF	Units: ug/L	Prep Date:	RunNo: 145143						
Client ID: ZZZZZ	Batch ID: CA20VW076	TestNo: EPA 8260B		Analysis Date: 6/17/2020	SeqNo: 3820527						
Analyte	Result	PQL	SPK value	SPK Ref Val	%REC	LowLimit	HighLimit	RPD Ref Val	%RPD	RPDLimit	Qual
1,1-Dichloroethane	21.820	0.50	20.00	0	109	69	133	21.07	3.50	20	
1,1-Dichloroethene	21.180	1.0	20.00	0	106	68	130	22.32	5.24	20	
1,2,4-Trichlorobenzene	21.170	1.0	20.00	0	106	66	134	22.40	5.65	20	
1,2-Dichlorobenzene	21.880	1.0	20.00	0	109	71	122	22.75	3.90	20	
1,2-Dichloroethane	20.310	0.50	20.00	0	102	69	132	20.98	3.25	20	
1,2-Dichloropropane	21.230	1.0	20.00	0	106	75	125	20.56	3.21	20	
1,3-Dichlorobenzene	20.470	1.0	20.00	0	102	75	124	22.03	7.34	20	
1,4-Dichlorobenzene	21.270	1.0	20.00	0	106	74	123	22.71	6.55	20	
2-Butanone	185.330	10	200.0	0	92.7	49	136	185.7	0.194	20	
Benzene	20.920	1.0	20.00	0	105	81	122	21.41	2.32	20	
Bromodichloromethane	19.990	1.0	20.00	0	100	76	121	19.61	1.92	20	
Bromoform	17.510	1.0	20.00	0	87.6	69	128	17.37	0.803	20	
Bromomethane	21.480	1.0	20.00	0	107	53	141	21.72	1.11	20	
Carbon tetrachloride	19.910	0.50	20.00	0	99.6	66	138	19.84	0.352	20	
Chlorobenzene	21.390	1.0	20.00	0	107	81	122	21.96	2.63	20	
Chloroethane	21.640	1.0	20.00	0	108	58	133	23.04	6.27	20	
Chloroform	22.130	1.0	20.00	0	111	69	128	23.07	4.16	20	
Chloromethane	22.470	1.0	20.00	0	112	56	131	24.07	6.88	20	
cis-1,3-Dichloropropene	19.980	1.0	20.00	0	99.9	69	131	21.19	5.88	20	
Di-isopropyl ether	19.750	1.0	20.00	0	98.8	70	130	20.61	4.26	20	
Dibromochloromethane	18.700	1.0	20.00	0	93.5	66	133	19.43	3.83	20	
Ethylbenzene	20.220	1.0	20.00	0	101	73	127	21.57	6.46	20	
Hexachlorobutadiene	20.500	1.0	20.00	0	103	67	131	22.02	7.15	20	
m,p-Xylene	41.290	1.0	40.00	0	103	76	128	43.60	5.44	20	
Methylene chloride	21.030	2.0	20.00	0	105	63	137	22.77	7.95	20	
MTBE	20.510	1.0	20.00	0	103	65	123	21.77	5.96	20	
Naphthalene	21.180	1.0	20.00	0	106	54	138	21.67	2.29	20	
o-Xylene	20.200	1.0	20.00	0	101	80	121	21.57	6.56	20	
Tert-amyl methyl ether	20.210	1.0	20.00	0	101	70	130	20.38	0.838	20	
Tert-Butanol	108.070	5.0	100.0	0	108	70	130	108.0	0.102	20	

Qualifiers:

- | | | |
|--|--|--|
| B Analyte detected in the associated Method Blank | E Value above quantitation range | H Holding times for preparation or analysis exceeded |
| J Analyte detected below quantitation limits | ND Not Detected at the Reporting Limit | R RPD outside accepted recovery limits |
| S Spike/Surrogate outside of limits due to matrix interference | DO Surrogate Diluted Out | Calculations are based on raw values |



CALIFORNIA | P:562.219.7435 F:562.219.7436
 11110 Artesia Blvd., Ste B, Cerritos, CA 90703
 ELAP Cert 2921
 EPA ID CA01638

NEVADA | P:702.307.2659 F:702.307.2691
 3151 W. Post Rd., Las Vegas, NV 89118
 ELAP Cert 2676 | NV Cert N000922
 ORELAP/NELAP Cert 4046

CLIENT: CH2MHill
Work Order: N040965
Project: SFPP Norwalk

ANALYTICAL QC SUMMARY REPORT

TestCode: 8260_WP_SFPP

Sample ID: N040965-001A-MSD	SampType: MSD	TestCode: 8260_WP_SF	Units: ug/L	Prep Date:	RunNo: 145143						
Client ID: ZZZZZZ	Batch ID: CA20VW076	TestNo: EPA 8260B		Analysis Date: 6/17/2020	SeqNo: 3820527						
Analyte	Result	PQL	SPK value	SPK Ref Val	%REC	LowLimit	HighLimit	RPD Ref Val	%RPD	RPDLimit	Qual
Tetrachloroethene	18.420	1.0	20.00	0	92.1	66	128	20.58	11.1	20	
Toluene	19.980	2.0	20.00	0	99.9	77	122	20.85	4.26	20	
trans-1,2-Dichloroethene	20.050	1.0	20.00	0	100	63	137	20.53	2.37	20	
trans-1,3-Dichloropropene	18.910	1.0	20.00	0	94.6	59	135	18.52	2.08	20	
Trichloroethene	21.630	1.0	20.00	0	108	70	127	21.97	1.56	20	
Vinyl chloride	23.230	0.50	20.00	0	116	50	134	23.79	2.38	20	
Xylenes, Total	61.490	2.0	60.00	0	102	75	125	65.17	5.81	20	
Surr: 1,2-Dichloroethane-d4	25.470		25.00		102	72	119		0		
Surr: 4-Bromofluorobenzene	24.690		25.00		98.8	76	119		0		
Surr: Dibromofluoromethane	25.620		25.00		102	85	115		0		
Surr: Toluene-d8	24.670		25.00		98.7	81	120		0		

Qualifiers:

- | | | |
|--|--|--|
| B Analyte detected in the associated Method Blank | E Value above quantitation range | H Holding times for preparation or analysis exceeded |
| J Analyte detected below quantitation limits | ND Not Detected at the Reporting Limit | R RPD outside accepted recovery limits |
| S Spike/Surrogate outside of limits due to matrix interference | DO Surrogate Diluted Out | Calculations are based on raw values |



CALIFORNIA | P:562.219.7435 F:562.219.7436
 11110 Artesia Blvd., Ste B, Cerritos, CA 90703
 ELAP Cert 2921
 EPA ID CA01638

NEVADA | P:702.307.2659 F:702.307.2691
 3151 W. Post Rd., Las Vegas, NV 89118
 ELAP Cert 2676 | NV Cert NV00922
 ORELAP/NELAP Cert 4046

CLIENT: CH2MHill
Work Order: N040965
Project: SFPP Norwalk

ANALYTICAL QC SUMMARY REPORT

TestCode: 8260WATERU

Sample ID: CA200617-LCS-2CE		SampType: LCS		TestCode: 8260WATERU Units: µg/L			Prep Date:		RunNo: 145143		
Client ID: LCSW		Batch ID: CA20VW076		TestNo: EPA 8260B			Analysis Date: 6/17/2020		SeqNo: 3820574		
Analyte	Result	PQL	SPK value	SPK Ref Val	%REC	LowLimit	HighLimit	RPD Ref Val	%RPD	RPDLimit	Qual
2-Chloroethyl vinyl ether	20.350	1.0	20.00	0	102	28	120				
Surr: 1,2-Dichloroethane-d4	23.600		25.00		94.4	75	130				
Surr: 4-Bromofluorobenzene	25.380		25.00		102	80	120				
Surr: Dibromofluoromethane	25.320		25.00		101	80	128				
Surr: Toluene-d8	24.760		25.00		99.0	80	120				

Sample ID: CA200617-MB1		SampType: MBLK		TestCode: 8260WATERU Units: µg/L			Prep Date:		RunNo: 145143		
Client ID: PBW		Batch ID: CA20VW076		TestNo: EPA 8260B			Analysis Date: 6/17/2020		SeqNo: 3820575		
Analyte	Result	PQL	SPK value	SPK Ref Val	%REC	LowLimit	HighLimit	RPD Ref Val	%RPD	RPDLimit	Qual
2-Chloroethyl vinyl ether	ND	1.0									
Surr: 1,2-Dichloroethane-d4	25.780		25.00		103	75	130				
Surr: 4-Bromofluorobenzene	24.430		25.00		97.7	80	120				
Surr: Dibromofluoromethane	25.120		25.00		100	80	128				
Surr: Toluene-d8	25.260		25.00		101	80	120				

Sample ID: N040965-002I-MS-2C		SampType: MS		TestCode: 8260WATERU Units: µg/L			Prep Date:		RunNo: 145143		
Client ID: ZZZZZ		Batch ID: CA20VW076		TestNo: EPA 8260B			Analysis Date: 6/17/2020		SeqNo: 3820584		
Analyte	Result	PQL	SPK value	SPK Ref Val	%REC	LowLimit	HighLimit	RPD Ref Val	%RPD	RPDLimit	Qual
2-Chloroethyl vinyl ether	22.390	1.0	20.00	0	112	5	175				
Surr: 1,2-Dichloroethane-d4	26.580		25.00		106	75	130				
Surr: 4-Bromofluorobenzene	26.240		25.00		105	80	120				
Surr: Dibromofluoromethane	26.240		25.00		105	80	128				
Surr: Toluene-d8	25.500		25.00		102	80	120				

Qualifiers:

- | | | |
|--|--|--|
| B Analyte detected in the associated Method Blank | E Value above quantitation range | H Holding times for preparation or analysis exceeded |
| J Analyte detected below quantitation limits | ND Not Detected at the Reporting Limit | R RPD outside accepted recovery limits |
| S Spike/Surrogate outside of limits due to matrix interference | DO Surrogate Diluted Out | Calculations are based on raw values |

CLIENT: CH2MHill
Work Order: N040965
Project: SFPP Norwalk

ANALYTICAL QC SUMMARY REPORT

TestCode: 8260WATERU

Sample ID: N040965-002I-MSD-2	SampType: MSD	TestCode: 8260WATERU	Units: µg/L	Prep Date:	RunNo: 145143						
Client ID: ZZZZZZ	Batch ID: CA20VW076	TestNo: EPA 8260B		Analysis Date: 6/17/2020	SeqNo: 3820585						
Analyte	Result	PQL	SPK value	SPK Ref Val	%REC	LowLimit	HighLimit	RPD Ref Val	%RPD	RPDLimit	Qual

2-Chloroethyl vinyl ether	23.160	1.0	20.00	0	116	5	175	22.39	3.38	20	
Surr: 1,2-Dichloroethane-d4	25.690		25.00		103	75	130		0		
Surr: 4-Bromofluorobenzene	24.970		25.00		99.9	80	120		0		
Surr: Dibromofluoromethane	23.910		25.00		95.6	80	128		0		
Surr: Toluene-d8	24.970		25.00		99.9	80	120		0		

Qualifiers:

- | | | |
|--|--|--|
| B Analyte detected in the associated Method Blank | E Value above quantitation range | H Holding times for preparation or analysis exceeded |
| J Analyte detected below quantitation limits | ND Not Detected at the Reporting Limit | R RPD outside accepted recovery limits |
| S Spike/Surrogate outside of limits due to matrix interference | DO Surrogate Diluted Out | Calculations are based on raw values |



ASSET LABORATORIES
ANALYTICAL SERVICES FOR CALIFORNIA, NEVADA, AND ILLINOIS

CALIFORNIA | P: 562.219.7435 | F: 562.219.7436
 11110 Artesia Blvd., Ste B, Cerritos, CA 90703
 ELAP Cert 2921
 EPA ID CA01638

NEVADA | P: 702.307.2659 | F: 702.307.2691
 3151 W. Post Rd., Las Vegas, NV 89118
 ELAP Cert 2676 | NV Cert NV00922
 ORELAP/NELAP Cert 4046

"Serving Clients with Passion and Professionalism"

CLIENT: CH2MHill
Work Order: N040965
Project: SFPP Norwalk

ANALYTICAL QC SUMMARY REPORT

TestCode: 8270WATER_SIMEXT

Sample ID: LCS-79713	SampType: LCS	TestCode: 8270WATER_ Units: µg/L	Prep Date: 6/16/2020	RunNo: 145137							
Client ID: LCSW	Batch ID: 79713	TestNo: EPA 8270C EPA 3510C	Analysis Date: 6/17/2020	SeqNo: 3819902							
Analyte	Result	PQL	SPK value	SPK Ref Val	%REC	LowLimit	HighLimit	RPD Ref Val	%RPD	RPDLimit	Qual

Phenol	2.260	1.0	6.000	0	37.7	24	120				
Surr: Phenol-d5	0.370		1.000		37.0	25	108				

Sample ID: LCSD-79713	SampType: LCSD	TestCode: 8270WATER_ Units: µg/L	Prep Date: 6/16/2020	RunNo: 145137							
Client ID: LCSS02	Batch ID: 79713	TestNo: EPA 8270C EPA 3510C	Analysis Date: 6/17/2020	SeqNo: 3819903							
Analyte	Result	PQL	SPK value	SPK Ref Val	%REC	LowLimit	HighLimit	RPD Ref Val	%RPD	RPDLimit	Qual

Phenol	2.250	1.0	6.000	0	37.5	24	120	2.260	0.443	20	
Surr: Phenol-d5	0.380		1.000		38.0	25	108		0		

Sample ID: MB-79713	SampType: MBLK	TestCode: 8270WATER_ Units: µg/L	Prep Date: 6/16/2020	RunNo: 145137							
Client ID: PBW	Batch ID: 79713	TestNo: EPA 8270C EPA 3510C	Analysis Date: 6/17/2020	SeqNo: 3819904							
Analyte	Result	PQL	SPK value	SPK Ref Val	%REC	LowLimit	HighLimit	RPD Ref Val	%RPD	RPDLimit	Qual

Phenol	ND	1.0									
Surr: Phenol-d5	0.430		1.000		43.0	25	108				

Qualifiers:

- | | | |
|--|--|--|
| B Analyte detected in the associated Method Blank | E Value above quantitation range | H Holding times for preparation or analysis exceeded |
| J Analyte detected below quantitation limits | ND Not Detected at the Reporting Limit | R RPD outside accepted recovery limits |
| S Spike/Surrogate outside of limits due to matrix interference | DO Surrogate Diluted Out | Calculations are based on raw values |



CALIFORNIA | P: 562.219.7435 F: 562.219.7436
 11110 Artesia Blvd., Ste B, Cerritos, CA 90703
 ELAP Cert 2921
 EPA ID CA01638

NEVADA | P: 702.307.2659 F: 702.307.2691
 3151 W. Post Rd., Las Vegas, NV 89118
 ELAP Cert 2676 | NV Cert NV00922
 ORELAP/NELAP Cert 4046

ASSET Laboratories

Please review the checklist below. Any NO signifies non-compliance. Any non-compliance will be noted and must be understood as having an impact on the quality of the data. All tests will be performed as requested regardless of any compliance issues.


If you have any questions or further instruction, please contact our Project Coordinator at (702) 307-2659.

Cooler Received/Opened On: 6/11/2020 Workorder: N040965
 Rep sample Temp (Deg C): 4.2 IR Gun ID: 1
 Temp Blank: Yes No
 Carrier name: ASSET
 Last 4 digits of Tracking No.: NA Packing Material Used: None
 Cooling process: Ice Ice Pack Dry Ice Other None

Sample Receipt Checklist

- | | | | |
|---|---|--|---|
| 1. Shipping container/cooler in good condition? | Yes <input checked="" type="checkbox"/> | No <input type="checkbox"/> | Not Present <input type="checkbox"/> |
| 2. Custody seals intact, signed, dated on shipping container/cooler? | Yes <input type="checkbox"/> | No <input type="checkbox"/> | Not Present <input checked="" type="checkbox"/> |
| 3. Custody seals intact on sample bottles? | Yes <input type="checkbox"/> | No <input type="checkbox"/> | Not Present <input checked="" type="checkbox"/> |
| 4. Chain of custody present? | Yes <input checked="" type="checkbox"/> | No <input type="checkbox"/> | |
| 5. Sampler's name present in COC? | Yes <input checked="" type="checkbox"/> | No <input type="checkbox"/> | |
| 6. Chain of custody signed when relinquished and received? | Yes <input checked="" type="checkbox"/> | No <input type="checkbox"/> | |
| 7. Chain of custody agrees with sample labels? | Yes <input checked="" type="checkbox"/> | No <input type="checkbox"/> | |
| 8. Samples in proper container/bottle? | Yes <input checked="" type="checkbox"/> | No <input type="checkbox"/> | |
| 9. Sample containers intact? | Yes <input checked="" type="checkbox"/> | No <input type="checkbox"/> | |
| 10. Sufficient sample volume for indicated test? | Yes <input checked="" type="checkbox"/> | No <input type="checkbox"/> | |
| 11. All samples received within holding time? | Yes <input type="checkbox"/> | No <input checked="" type="checkbox"/> | |
| 12. Temperature of rep sample or Temp Blank within acceptable limit? | Yes <input checked="" type="checkbox"/> | No <input type="checkbox"/> | NA <input type="checkbox"/> |
| 13. Water - VOA vials have zero headspace? | Yes <input checked="" type="checkbox"/> | No <input type="checkbox"/> | NA <input type="checkbox"/> |
| 14. Water - pH acceptable upon receipt?
Example: pH > 12 for (CN,S); pH<2 for Metals | Yes <input checked="" type="checkbox"/> | No <input type="checkbox"/> | NA <input type="checkbox"/> |
| 15. Did the bottle labels indicate correct preservatives used? | Yes <input checked="" type="checkbox"/> | No <input type="checkbox"/> | NA <input type="checkbox"/> |
| 16. Were there Non-Conformance issues at login?
Was Client notified? | Yes <input checked="" type="checkbox"/>
Yes <input type="checkbox"/> | No <input type="checkbox"/>
No <input type="checkbox"/> | NA <input type="checkbox"/>
NA <input checked="" type="checkbox"/> |

Comments: Sample for pH received past holding time.
 Received at Las Vegas Lab on 6/12/20 (GSO #s 7171/7172) at 3.8 oC/3.3 oC, IR # 2.

Checklist Completed By: EAR  6/16/20

Reviewed By: YRJ 6/16/2020

ASSET Laboratories

WORK ORDER Summary

16-Jun-20

WorkOrder: N040965

Client ID: CH2HI03

Project: SFPP Norwalk

QC Level: RTNE

Date Received: 6/11/2020

Comments: Report metals, TPH and VOC preliminary data on 24-hr TAT

Sample ID	Client Sample ID	Date Collected	Date Due	Matrix	Test No	Test Name	H1d	MS	Sub	Storage
N040965-001A	EFF-06-11-20	6/11/2020 1:15:00 PM	6/15/2020	Water	EPA 8260B	VOLATILE ORGANIC COMPOUNDS BY GC/MS	<input type="checkbox"/>	<input type="checkbox"/>	<input type="checkbox"/>	V-CA
N040965-001B			6/15/2020		EPA 8015B	GASOLINE RANGE ORGANICS BY GC/FID	<input type="checkbox"/>	<input type="checkbox"/>	<input type="checkbox"/>	VW
N040965-001C			6/15/2020		EPA 3510C	SEPARATORY FUNNEL EXTRACTION: EXTRACTABLE FUELS	<input type="checkbox"/>	<input type="checkbox"/>	<input type="checkbox"/>	WW
			6/15/2020		EPA 8015B	TPH EXTRACTABLE BY GC/FID	<input type="checkbox"/>	<input type="checkbox"/>	<input type="checkbox"/>	WW
			6/15/2020		EPA 8015B	Total TPH	<input type="checkbox"/>	<input type="checkbox"/>	<input type="checkbox"/>	WW
N040965-001D			6/15/2020			AQPREP TOTAL METALS: ICP, FLAA	<input type="checkbox"/>	<input type="checkbox"/>	<input type="checkbox"/>	WW
			6/15/2020		EPA 200.8	TOTAL METALS BY COLLISION/REACTION CELL ICPMS	<input type="checkbox"/>	<input type="checkbox"/>	<input type="checkbox"/>	WW
			6/15/2020		EPA 200.8	TOTAL METALS BY ICPMS	<input type="checkbox"/>	<input type="checkbox"/>	<input type="checkbox"/>	WW
			6/15/2020		EPA 245.1	MERCURY BY COLD VAPOR TECHNIQUE	<input type="checkbox"/>	<input type="checkbox"/>	<input type="checkbox"/>	WW
			6/15/2020			MERCURY PREP	<input type="checkbox"/>	<input type="checkbox"/>	<input type="checkbox"/>	WW
N040965-001E			6/18/2020		EPA 3510C	SEPARATORY FUNNEL EXTRACTION: PESTICIDE/PCB	<input type="checkbox"/>	<input type="checkbox"/>	<input checked="" type="checkbox"/>	SUB
			6/18/2020		EPA 3510C	SEPARATORY FUNNEL EXTRACTION: 8270C	<input type="checkbox"/>	<input type="checkbox"/>	<input checked="" type="checkbox"/>	SUB
			6/18/2020		EPA 608.3	ORGANOCHLORINE PESTICIDES AND PCBs BY GC/ECD	<input type="checkbox"/>	<input type="checkbox"/>	<input checked="" type="checkbox"/>	SUB
			6/18/2020		EPA 625.1	SEMIVOLATILE ORGANIC COMPOUNDS BY GC/MS	<input type="checkbox"/>	<input type="checkbox"/>	<input checked="" type="checkbox"/>	SUB
N040965-001F			6/18/2020		SM 5210 B	BIOCHEMICAL OXYGEN DEMAND	<input type="checkbox"/>	<input type="checkbox"/>	<input checked="" type="checkbox"/>	SUB
N040965-001G			6/18/2020		SM4500-H+B	pH	<input type="checkbox"/>	<input type="checkbox"/>	<input type="checkbox"/>	WW
			6/18/2020		SM 2130B	TURBIDITY	<input type="checkbox"/>	<input type="checkbox"/>	<input type="checkbox"/>	WW
			6/18/2020		EPA 300.0	ANIONS BY ION CHROMATOGRAPHY	<input type="checkbox"/>	<input type="checkbox"/>	<input type="checkbox"/>	WW
			6/18/2020		EPA 300.0	ANIONS BY ION CHROMATOGRAPHY	<input type="checkbox"/>	<input type="checkbox"/>	<input type="checkbox"/>	WW

ASSET Laboratories

WORK ORDER Summary

16-Jun-20

WorkOrder: N040965

Client ID: CH2HI03

Project: SFPP Norwalk

QC Level: RTNE

Date Received: 6/11/2020

Comments: Report metals, TPH and VOC preliminary data on 24-hr TAT

Sample ID	Client Sample ID	Date Collected	Date Due	Matrix	Test No	Test Name	Hld	MS	Sub	Storage
N040965-001G	EFF-06-11-20	6/11/2020 1:15:00 PM	6/18/2020	Water	EPA 300.0	ANIONS BY ION CHROMATOGRAPHY	<input type="checkbox"/>	<input type="checkbox"/>	<input type="checkbox"/>	WW
N040965-001H			6/18/2020			Oil and Grease Sample Prep	<input type="checkbox"/>	<input type="checkbox"/>	<input type="checkbox"/>	Consumed
			6/18/2020		EPA 1664	HEM R Hexane Extractable Material (HEM)	<input type="checkbox"/>	<input type="checkbox"/>	<input type="checkbox"/>	Consumed
N040965-001I			6/18/2020		SM4500-NH3C	AMMONIA-N	<input type="checkbox"/>	<input type="checkbox"/>	<input checked="" type="checkbox"/>	SUB
N040965-001J			6/18/2020		SM2540D	TOTAL NON-FILTERABLE RESIDUE	<input type="checkbox"/>	<input type="checkbox"/>	<input type="checkbox"/>	WW-CA
			6/18/2020			Total Suspended Solids Prep	<input type="checkbox"/>	<input type="checkbox"/>	<input type="checkbox"/>	WW-CA
			6/18/2020		SM2540F	SETTLEABLE MATTER	<input type="checkbox"/>	<input type="checkbox"/>	<input type="checkbox"/>	WW-CA
			6/18/2020			Setteable Matter	<input type="checkbox"/>	<input type="checkbox"/>	<input type="checkbox"/>	WW-CA
N040965-001K			6/18/2020		EPA 7199	Hexavalent Chromium by IC	<input type="checkbox"/>	<input type="checkbox"/>	<input type="checkbox"/>	WW-CA
N040965-001L			6/18/2020		SM4500-CN E	CYANIDE, TOTAL	<input type="checkbox"/>	<input type="checkbox"/>	<input checked="" type="checkbox"/>	SUB
N040965-001M			6/18/2020		SM 5540 C	SURFACTANTS	<input type="checkbox"/>	<input type="checkbox"/>	<input checked="" type="checkbox"/>	SUB
N040965-001N			6/18/2020		SM4500-S-2D	SULFIDE, TOTAL	<input type="checkbox"/>	<input type="checkbox"/>	<input checked="" type="checkbox"/>	SUB
N040965-001O			6/18/2020		EPA 8290	Dioxins and Dibenzofurans	<input type="checkbox"/>	<input type="checkbox"/>	<input checked="" type="checkbox"/>	SUB
N040965-001P			6/18/2020		TEM	Asbestos TEM	<input type="checkbox"/>	<input type="checkbox"/>	<input checked="" type="checkbox"/>	SUB
N040965-001Q			6/15/2020		EPA 8260B	VOLATILE ORGANIC COMPOUNDS BY GC/MS	<input type="checkbox"/>	<input type="checkbox"/>	<input checked="" type="checkbox"/>	SUB
N040965-001R			6/18/2020		EPA 3510C	SEPARATORY FUNNEL EXTRACTION: 8270C - SIM	<input type="checkbox"/>	<input type="checkbox"/>	<input type="checkbox"/>	WW
			6/18/2020		EPA 8270C	SEMIVOLATILE ORGANIC COMPOUNDS BY GC/MS	<input type="checkbox"/>	<input type="checkbox"/>	<input type="checkbox"/>	WW
N040965-001S			6/15/2020		EPA 8260B	VOLATILE ORGANIC COMPOUNDS BY GC/MS	<input type="checkbox"/>	<input type="checkbox"/>	<input type="checkbox"/>	V-CA
N040965-002A	RSW-001-06-11-20	6/11/2020 2:20:00 PM	6/15/2020		EPA 8260B	VOLATILE ORGANIC COMPOUNDS BY GC/MS	<input type="checkbox"/>	<input type="checkbox"/>	<input type="checkbox"/>	V-CA
N040965-002B			6/15/2020			AQPREP TOTAL METALS: ICP, FLAA	<input type="checkbox"/>	<input type="checkbox"/>	<input type="checkbox"/>	WW

ASSET Laboratories

WORK ORDER Summary

16-Jun-20

WorkOrder: N040965

Client ID: CH2HI03

Project: SFPP Norwalk

QC Level: RTNE

Date Received: 6/11/2020

Comments: Report metals, TPH and VOC preliminary data on 24-hr TAT

Sample ID	Client Sample ID	Date Collected	Date Due	Matrix	Test No	Test Name	Hld	MS	Sub	Storage
N040965-002B	RSW-001-06-11-20	6/11/2020 2:20:00 PM	6/15/2020	Water	EPA 200.7	TOTAL METALS BY ICP	<input type="checkbox"/>	<input type="checkbox"/>	<input type="checkbox"/>	WW
			6/15/2020			AQPREP TOTAL METALS: ICP, FLAA	<input type="checkbox"/>	<input type="checkbox"/>	<input type="checkbox"/>	WW
			6/15/2020		EPA 200.8	TOTAL METALS BY COLLISION/REACTION CELL ICPMS	<input type="checkbox"/>	<input type="checkbox"/>	<input type="checkbox"/>	WW
			6/15/2020		EPA 200.8	TOTAL METALS BY ICPMS	<input type="checkbox"/>	<input type="checkbox"/>	<input type="checkbox"/>	WW
			6/15/2020		EPA 245.1	MERCURY BY COLD VAPOR TECHNIQUE	<input type="checkbox"/>	<input type="checkbox"/>	<input type="checkbox"/>	WW
			6/15/2020			MERCURY PREP	<input type="checkbox"/>	<input type="checkbox"/>	<input type="checkbox"/>	WW
			6/18/2020		SM 2340 B	Hardness by Calculation	<input type="checkbox"/>	<input type="checkbox"/>	<input type="checkbox"/>	WW
N040965-002C		6/18/2020	6/18/2020	EPA 3510C	SEPARATORY FUNNEL EXTRACTION: PESTICIDE/PCB	<input type="checkbox"/>	<input type="checkbox"/>	<input checked="" type="checkbox"/>	SUB	
			6/18/2020	EPA 3510C	SEPARATORY FUNNEL EXTRACTION: 8270C	<input type="checkbox"/>	<input type="checkbox"/>	<input checked="" type="checkbox"/>	SUB	
			6/18/2020	EPA 608.3	ORGANOCHLORINE PESTICIDES AND PCBs BY GC/ECD	<input type="checkbox"/>	<input type="checkbox"/>	<input checked="" type="checkbox"/>	SUB	
			6/18/2020	EPA 625.1	SEMIVOLATILE ORGANIC COMPOUNDS BY GC/MS	<input type="checkbox"/>	<input type="checkbox"/>	<input checked="" type="checkbox"/>	SUB	
N040965-002D		6/18/2020	6/18/2020	EPA 7199	Hexavalent Chromium by IC	<input type="checkbox"/>	<input type="checkbox"/>	<input type="checkbox"/>	WW-CA	
N040965-002E		6/18/2020	6/18/2020	SM4500-CN E	CYANIDE, TOTAL	<input type="checkbox"/>	<input type="checkbox"/>	<input checked="" type="checkbox"/>	SUB	
N040965-002F		6/18/2020	6/18/2020	EPA 8290	Dioxins and Dibenzofurans	<input type="checkbox"/>	<input type="checkbox"/>	<input checked="" type="checkbox"/>	SUB	
N040965-002G		6/18/2020	6/18/2020	TEM	Asbestos TEM	<input type="checkbox"/>	<input type="checkbox"/>	<input checked="" type="checkbox"/>	SUB	
N040965-002H		6/15/2020	6/15/2020	EPA 8260B	VOLATILE ORGANIC COMPOUNDS BY GC/MS	<input type="checkbox"/>	<input type="checkbox"/>	<input checked="" type="checkbox"/>	SUB	
N040965-002I		6/15/2020	6/15/2020	EPA 8260B	VOLATILE ORGANIC COMPOUNDS BY GC/MS	<input type="checkbox"/>	<input type="checkbox"/>	<input type="checkbox"/>	V-CA	
N040965-003A	RSW-002-06-11-20	6/11/2020 2:30:00 PM	6/15/2020		EPA 8260B	VOLATILE ORGANIC COMPOUNDS BY GC/MS	<input type="checkbox"/>	<input type="checkbox"/>	<input type="checkbox"/>	V-CA
N040965-003B			6/15/2020			AQPREP TOTAL METALS: ICP, FLAA	<input type="checkbox"/>	<input type="checkbox"/>	<input type="checkbox"/>	WW

ASSET Laboratories

WORK ORDER Summary

16-Jun-20

WorkOrder: N040965

Client ID: CH2HI03

Project: SFPP Norwalk

QC Level: RTNE

Date Received: 6/11/2020

Comments: Report metals, TPH and VOC preliminary data on 24-hr TAT

Sample ID	Client Sample ID	Date Collected	Date Due	Matrix	Test No	Test Name	Hld	MS	Sub	Storage
N040965-003B	RSW-002-06-11-20	6/11/2020 2:30:00 PM	6/15/2020	Water	EPA 200.7	TOTAL METALS BY ICP	<input type="checkbox"/>	<input type="checkbox"/>	<input type="checkbox"/>	WW
			6/15/2020			AQPREP TOTAL METALS: ICP, FLAA	<input type="checkbox"/>	<input type="checkbox"/>	<input type="checkbox"/>	WW
			6/15/2020		EPA 200.8	TOTAL METALS BY COLLISION/REACTION CELL ICPMS	<input type="checkbox"/>	<input type="checkbox"/>	<input type="checkbox"/>	WW
			6/15/2020		EPA 200.8	TOTAL METALS BY ICPMS	<input type="checkbox"/>	<input type="checkbox"/>	<input type="checkbox"/>	WW
			6/15/2020		EPA 245.1	MERCURY BY COLD VAPOR TECHNIQUE	<input type="checkbox"/>	<input type="checkbox"/>	<input type="checkbox"/>	WW
			6/15/2020			MERCURY PREP	<input type="checkbox"/>	<input type="checkbox"/>	<input type="checkbox"/>	WW
			6/18/2020		SM 2340 B	Hardness by Calculation	<input type="checkbox"/>	<input type="checkbox"/>	<input type="checkbox"/>	WW
N040965-003C			6/18/2020		EPA 3510C	SEPARATORY FUNNEL EXTRACTION: PESTICIDE/PCB	<input type="checkbox"/>	<input type="checkbox"/>	<input checked="" type="checkbox"/>	SUB
			6/18/2020		EPA 3510C	SEPARATORY FUNNEL EXTRACTION: 8270C	<input type="checkbox"/>	<input type="checkbox"/>	<input checked="" type="checkbox"/>	SUB
			6/18/2020		EPA 608.3	ORGANOCHLORINE PESTICIDES AND PCBs BY GC/ECD	<input type="checkbox"/>	<input type="checkbox"/>	<input checked="" type="checkbox"/>	SUB
			6/18/2020		EPA 625.1	SEMIVOLATILE ORGANIC COMPOUNDS BY GC/MS	<input type="checkbox"/>	<input type="checkbox"/>	<input checked="" type="checkbox"/>	SUB
N040965-003D			6/18/2020		EPA 7199	Hexavalent Chromium by IC	<input type="checkbox"/>	<input type="checkbox"/>	<input type="checkbox"/>	WW-CA
N040965-003E			6/18/2020		SM4500-CN E	CYANIDE, TOTAL	<input type="checkbox"/>	<input type="checkbox"/>	<input checked="" type="checkbox"/>	SUB
N040965-003F			6/18/2020		EPA 8290	Dioxins and Dibenzofurans	<input type="checkbox"/>	<input type="checkbox"/>	<input checked="" type="checkbox"/>	SUB
N040965-003G			6/18/2020		TEM	Asbestos TEM	<input type="checkbox"/>	<input type="checkbox"/>	<input checked="" type="checkbox"/>	SUB
N040965-003H			6/15/2020		EPA 8260B	VOLATILE ORGANIC COMPOUNDS BY GC/MS	<input type="checkbox"/>	<input type="checkbox"/>	<input checked="" type="checkbox"/>	SUB
N040965-003I			6/15/2020		EPA 8260B	VOLATILE ORGANIC COMPOUNDS BY GC/MS	<input type="checkbox"/>	<input type="checkbox"/>	<input type="checkbox"/>	V-CA
N040965-004A	FOLDER	6/15/2020	6/15/2020		Folder	Folder	<input type="checkbox"/>	<input type="checkbox"/>	<input type="checkbox"/>	LAB
			6/15/2020		Folder	Folder	<input type="checkbox"/>	<input type="checkbox"/>	<input type="checkbox"/>	LAB



ASSET LABORATORIES

ANALYTICAL SUPPORT SERVICES FOR ENVIRONMENTAL

SUBCOG to BC LABS

CHAIN OF CUSTODY RECORD

Contact us:
 Nevada: 3151 W. Post Road, Las Vegas, NV 89118
 P: 702.307.2659 F: 702.307.2691
 California: 11110 Artesia Blvd., Ste B, Cerritos, CA 90703
 P: 562.219.7435 F: 562.219.7436
www.assetlaboratories.com

Page 1 of 1

Client: ASSET Laboratories		Report to: Emil Angelo Rodriguez		Bill to: Elvira Allegaert/Accounts Payable			EDD Requirement		QA/QC		Sample Receipt Condition																				
Address: 11110 Artesia Blvd Ste B		Company: ASSET Laboratories		Address: 11110 Artesia Blvd Ste B			Excel EDD <input checked="" type="checkbox"/>		RTNE <input type="checkbox"/>		Y <input type="checkbox"/> N <input type="checkbox"/>																				
Address: Cerritos, CA 90703		Email: emilangelo@assetlaboratories.com		Cerritos, CA 90703			Geotracker <input type="checkbox"/>		RWQCB <input type="checkbox"/>		1. Chilled <input type="checkbox"/>																				
Phone: 562.219.7435 Fax: 562.219.7436		Address: 11110 Artesia Blvd Ste B		Email to: elvira@assetlaboratories.com			Labspec <input type="checkbox"/>		CalTrans <input type="checkbox"/>		2. Headspace <input type="checkbox"/>																				
Submitted By: Emil Angelo Rodriguez		Cerritos, CA 90703		Phone: 562.219.7435 Fax: 562.218.7436			Others <input type="checkbox"/>		Level III <input type="checkbox"/>		3. Container Intact <input type="checkbox"/>																				
Title: Project Manager		Phone: 562.881.0611 Fax: 562.219.7436		Matrix			Specify:		LEVEL IV <input type="checkbox"/>		4. Seal Present <input type="checkbox"/>																				
Signature: _____ Date: _____		Sampled by: _____ SIGNED		Analyses Requested			Regulatory <input type="checkbox"/>		Global ID:		5. IR number <input type="checkbox"/>																				
I hereby authorize ASSET Labs to perform the tests indicated below:		I attest to the validity and authenticity of this sample. I am aware that tampering with or intentionally mislabeling the sample location, date or time of collection is considered fraud and may be grounds for legal action.		Waste <input checked="" type="checkbox"/> Sediment <input type="checkbox"/>			625 CTR		Specify State:		6. Method of Cooling <input type="checkbox"/>																				
Project Name: SFPP Norwalk		Signature: _____ Date: _____		Potable <input type="checkbox"/> Soil <input type="checkbox"/>			Ammonia N (SM-4500 NH3C)		Turn Around Time (TAT)		Courier:																				
Project Number:		Surface <input type="checkbox"/>		NPDES <input type="checkbox"/> Other Solid <input type="checkbox"/>			Cyanide (EPA 335.4)		No. of Containers		Tracking No.																				
Item No.		Laboratory Work Order No.		Sample ID/Location		Date		Time		Water		Solid		Others		Sulfides (SM 4500 S2-D)		EPA 8081		EPA 8082		EPA 8270 CTR - NPDES Level		6/16/2020		Container Type		Preservation		Remarks	
1				EFF-06-11-20		6/11/2020		1315		X						X		X		X		X		E				EDD Requirement CH2MHILL Labspec7 edata. Please report "J" flagged down to MDL format.			
2				RSW-001-06-11-20		6/11/2020		1420		X						X		X		X				E				Please analyze for Priority Pollutants SVOCs, Pesticides, and PCBs			
3				RSW-002-06-11-20		6/11/2020		1430		X						X		X		X				E							
4																															
5		Please note:		608 OCPs and 608 PCBs																											
6				625CTR																											
7																															
8						6/16/2020																									
9																															
10																															

Relinquished by (Signature and Printed Name): EMIL ANGELO RODRIGUEZ		Date / Time: 6/15/20 1500		Received by (Signature and Printed Name):		Date / Time:		Turn Around Time (TAT):		Special Instructions:	
Relinquished by (Signature and Printed Name):		Date / Time:		Received by (Signature and Printed Name):		Date / Time:		<input type="checkbox"/> = <24Hrs or Same Day <input type="checkbox"/> = Next Workday <input type="checkbox"/> = 2 Workdays <input type="checkbox"/> = 3 Workdays <input checked="" type="checkbox"/> = Routine 5-7 Workdays		include reports@assetlaboratories.com, tmlr@assetlaboratories.com, sonny.lorenzo@assetlaboratories.com, ludic.golosinda@assetlaboratories.com when reporting.	
Relinquished by (Signature and Printed Name):		Date / Time:		Received by (Signature and Printed Name):		Date / Time:		TAT starts at 8 AM the following day if samples are received after 3:00 PM		Results needed 6/23/20	

Terms 1. All samples will be disposed in 45 days upon receipt and records will be destroyed in 5 years upon submission of final report. 2. Regular TAT is 5-7 business days, surcharges will apply for rush analysis Less than 24 Hrs = 200% Next Day = 100% 2 Workdays = 50% 3 Workdays = 35% 4 Workdays = 20% 3. Custom EDD formats will be an additional 3% of the total project price. 4. Add 10% surcharge for Level III Data Packages, 15% for Level IV Data Packages. Surcharge applied on total project				5. Trip Blanks and Equipment Blanks are billable sample. 6. ASSET Laboratories is not responsible for samples collected using incorrect methodology. 7. Terms are net 30 Days. 8. All reports are submitted in electronic format. Please inform ASSET Laboratories if hard copy of report is needed. 9. For subcontract analysis. TAT and Surcharges will vary.				Preservatives: H: HCl N: HNO ₃ S: H ₂ SO ₄ C: <= 6°C Z: Zn(AC) ₂ O: NaOH T: Na ₂ S ₂ O ₅			Container Type: T = Tube V = VOA P = Pint J = Jar B = Tedlar G = Glass M = Metal P = Plastic C = Can		
---	--	--	--	---	--	--	--	--	--	--	--	--	--

White = Laboratory Copy

Yellow = Customer's Copy

GSO# 549367518



ASSET LABORATORIES

ANALYTICAL SUPPORT SERVICES FOR ENVIRONMENTAL

SUBCOC to LA TESTING

CHAIN OF CUSTODY RECORD

Page 1 of 1

Contact us:
 Nevada: 3151 W. Post Road, Las Vegas, NV 89118
 P: 702.307.2659 F: 702.307.2691
 California: 11110 Artesia Blvd., Ste B, Cerritos, CA 90703
 P: 562.219.7435 F: 562.219.7436
 www.assetlaboratories.com

Client: ASSET Laboratories		Report to: Emil Angelo Rodriguez		Bill to: Elvira Allegaert/Accounts Payable		EDD Requirement		QA/QC		Sample Receipt Condition	
Address: 11110 Artesia Blvd Ste B		Company: ASSET Laboratories		Address: 11110 Artesia Blvd Ste B		Excel EDD <input checked="" type="checkbox"/>		RTNE <input type="checkbox"/>		1. Chilled <input type="checkbox"/> Y <input type="checkbox"/> N <input type="checkbox"/>	
Address: Cerritos, CA 90703		Email: emilangelo@assetlaboratories.com		Address: Cerritos, CA 90703		Geotracker <input type="checkbox"/>		RWQCB <input type="checkbox"/>		2. Headspace <input type="checkbox"/> <input type="checkbox"/>	
Phone: 562.219.7435 Fax: 562.219.7436		Address: 11110 Artesia Blvd Ste B		Email to: elvira@assetlaboratories.com		Labspec <input type="checkbox"/>		CalTrans <input type="checkbox"/>		3. Container Intact <input type="checkbox"/> <input type="checkbox"/>	
Submitted By: Emil Angelo Rodriguez		Address: Cerritos, CA 90703		Phone: 562.219.7435		Others <input type="checkbox"/>		Level III <input type="checkbox"/>		4. Seal Present <input type="checkbox"/> <input type="checkbox"/>	
Title: Project Manager		Phone: 562.881.0611 Fax: 562.219.7436		Fax: 562.218.7436		Specify:		LEVEL IV <input type="checkbox"/>		5. IR number <input type="checkbox"/> <input type="checkbox"/>	
Signature: _____ Date: _____		Sampled by: _____ SIGNED		Matrix		Global ID:		Regulatory <input type="checkbox"/>		6. Method of Cooling _____	
I hereby authorize ASSET Labs to perform the tests indicated below:		Signature: _____ Date: _____		Waste <input checked="" type="checkbox"/> Sediment <input type="checkbox"/>		Analyses Requested		Specify State: _____		Sample Temp: _____	
Project Name: SFPP Norwalk		I attest to the validity and authenticity of this sample. I am aware that tampering with or intentionally mislabeling the sample location, date or time of collection is considered fraud and may be grounds for legal action.		Potable <input type="checkbox"/> Soil <input type="checkbox"/>		Asbestos TEM (EPA 600/R-94/134)		Turn Around Time (TAT)		Courier: Tracking No. _____	
Project Number: _____		Signature: _____ Date: _____		NPDES <input type="checkbox"/> Other Solid <input type="checkbox"/>							
				Surface <input type="checkbox"/>							

Item No.	Laboratory Work Order No.	Sample ID/Location	Date	Time	Water	Solid	Others	Asbestos TEM (EPA 600/R-94/134)	Turn Around Time (TAT)	No. of Containers	Container Type	Preservation	Remarks
1		EFF-06-11-20	6/11/2020	1315	X			X	E				Temp 22C EDD Requirement CH2MHILL Labspec7 edata. Please report "J" flagged down to MDL format.
2		RSW-001-06-11-20	6/11/2020	1420	X			X	E				
3		RSW-002-06-11-20	6/11/2020	1430	X			X	E				
4													
5													
6													
7													
8													
9													
10													

Relinquished by (Signature and Printed Name): <i>Emil Angelo Rodriguez</i> Emil Angelo Rodriguez	Date / Time: 6/12/20 1100	Received by (Signature and Printed Name): <i>Rafael Palacios</i> Rafael Palacios	Date / Time: 6/12/20 1230	Turn Around Time (TAT) <input type="checkbox"/> A = <24Hrs or Same Day <input type="checkbox"/> B = Next Workday <input type="checkbox"/> C = 2 Workdays <input type="checkbox"/> D = 3 Workdays <input checked="" type="checkbox"/> E = Routine 5-7 Workdays TAT starts at 8 AM the following day if samples are received after 3:00 PM	Special Instructions: include reports@assetlaboratories.com, tmailt@assetlaboratories.com, sonny.lorenzo@assetlaboratories.com, lucille.golosinda@assetlaboratories.com when reporting Results needed 6/19/20
Relinquished by (Signature and Printed Name): <i>M. Aguirre</i> M. Aguirre	Date / Time: 6/12/20 1231	Received by (Signature and Printed Name): <i>Rafael Palacios</i> Rafael Palacios	Date / Time: 6/12/20 1230		
Relinquished by (Signature and Printed Name):	Date / Time:	Received by (Signature and Printed Name):	Date / Time:		

Terms

- All samples will be disposed in 45 days upon receipt and records will be destroyed in 5 years upon submission of final report.
- Regular TAT is 5-7 business days, surcharges will apply for rush analysis
 Less than 24 Hrs = 200% Next Day = 100% 2 Workdays = 50% 3 Workdays = 35% 4 Workdays = 20%
- Custom EDD formats will be an additional 3% of the total project price.
- Add 10% surcharge for Level III Data Packages, 15% for Level IV Data Packages. Surcharge applied on total project
- Trip Blanks and Equipment Blanks are billable sample.
- ASSET Laboratories is not responsible for samples collected using incorrect methodology.
- Terms are net 30 Days.
- All reports are submitted in electronic format. Please inform ASSET Laboratories if hard copy of report is needed.
- For subcontract analysis, TAT and Surcharges will vary.


Preservatives:				Container Type:		
H: HCl	N: HNO ₃	S: H ₂ SO ₄	C: <= 6°C	T = Tube	V = VOA	P = Pint
Z: Zn(Ac) ₂	O: NaOH	T: Na ₂ S ₂ O ₃		J = Jar	B = Tedlar	G = Glass
Others/Specify:				M = Metal	P = Plastic	C = Can

White = Laboratory Copy

Yellow = Customer's Copy

CHAIN OF CUSTODY RECORD

Page 1 of 1

Client: ASSET Laboratories		Report to: Emil Angelo Rodriguez		Bill to: Elvira Allegaert/Accounts Payable		EDD Requirement		QA/QC		Sample Receipt Condition							
Address: 11110 Artesia Blvd Ste B		Company: ASSET Laboratories		Address: 11110 Artesia Blvd Ste B		Excel EDD <input checked="" type="checkbox"/>		RTNE <input type="checkbox"/>		Y N							
Address: Cerritos, CA 90703		Email: emilangelo@assetlaboratories.com		Address: Cerritos, CA 90703		Geotracker <input type="checkbox"/>		RWQCB <input type="checkbox"/>		1. Chilled <input type="checkbox"/>							
Phone: 562.219.7435 Fax: 562.219.7436		Address: 11110 Artesia Blvd Ste B		Email to: elvira@assetlaboratories.com PO# N40965C		Labspec <input type="checkbox"/>		CalTrans <input type="checkbox"/>		2. Headspace <input type="checkbox"/>							
Submitted By: Emil Angelo Rodriguez		Cerritos, CA 90703		Phone: 562.219.7435 Fax: 562.218.7436		Others <input type="checkbox"/>		Level III <input type="checkbox"/>		3. Container Intact <input type="checkbox"/>							
Title: Project Manager		Phone: 562.881.0611 Fax: 562.219.7436		Specify:		Global ID:		LEVEL IV <input type="checkbox"/>		4. Seal Present <input type="checkbox"/>							
Signature: _____ Date: _____		Sampled by: _____ SIGNED		Matrix		Analyse Requested		Regulatory <input type="checkbox"/>		5. IR number <input type="checkbox"/>							
I hereby authorize ASSET Labs to perform the tests indicated below:		I attest to the validity and authenticity of this sample. I am aware that tampering with or intentionally mislabeling the sample location, date or time of collection is considered fraud and may be grounds for legal action.		Waste <input checked="" type="checkbox"/> Sediment <input type="checkbox"/>		2, 3, 7, 8-TCDD and TCDD Equivalents (SW8290)		Specify State:		6. Method of Cooling <input type="checkbox"/>							
Project Name: SFPP Norwalk		Signature: _____ Date: _____		Potable <input type="checkbox"/> Soil <input type="checkbox"/>				Turn Around Time (TAT)		No. of Containers		Container Type					
Project Number:				NPDES <input type="checkbox"/> Other Solid <input type="checkbox"/>				Preservation		Tracking No.		Remarks					
				Surface <input type="checkbox"/>													
Item No.	Laboratory Work Order No.	Sample ID/Location	Date	Time	Water	Solid	Others										
1		EFF-06-11-20	6/11/2020	1315	X			X			EDD Requirement CH2MHILL Labspec7 edata. Please report "J" flagged down to MDL format.						
2		RSW-001-06-11-20	6/11/2020	1420	X			X									
3		RSW-002-06-11-20	6/11/2020	1430	X			X									
4																	
5																	
6																	
7																	
8																	
9																	
10																	
Relinquished by (Signature and Printed Name):  6/15/20 1800			Date / Time			Received by (Signature and Printed Name):			Date / Time			Turn Around Time (TAT) <input type="checkbox"/> A = <24Hrs or Same Day <input type="checkbox"/> B = Next Workday <input type="checkbox"/> C = 2 Workdays <input type="checkbox"/> D = 3 Workdays <input checked="" type="checkbox"/> E = Routine 5-7 Workdays TAT starts at 8 AM the following day if samples are received after 3:00 PM					
Relinquished by (Signature and Printed Name):			Date / Time			Received by (Signature and Printed Name):			Date / Time								
Relinquished by (Signature and Printed Name):			Date / Time			Received by (Signature and Printed Name):			Date / Time								
Terms 1. All samples will be disposed in 45 days upon receipt and records will be destroyed in 5 years upon submission of final report. 2. Regular TAT is 5-7 business days, surcharges will apply for rush analysis Less than 24 Hrs = 200% Next Day = 100% 2 Workdays = 50% 3 Workdays = 35% 4 Workdays = 20% 3. Custom EDD formats will be an additional 3% of the total project price. 4. Add 10% surcharge for Level III Data Packages, 15% for Level IV Data Packages. Surcharge applied on total project						5. Trip Blanks and Equipment Blanks are billable sample. 6. ASSET Laboratories is not responsible for samples collected using incorrect methodology. 7. Terms are net 30 Days. 8. All reports are submitted in electronic format. Please inform ASSET Laboratories if hard copy of report is needed. 9. For subcontract analysis. TAT and Surcharges will vary.						Preservatives: H: HCl N: HNO ₃ S: H ₂ SO ₄ C: <= 6°C Z: Zn(AC) ₂ O: NaOH T: Na ₂ S ₂ O ₃			Container Type: T = Tube V = VOA P = Pint J = Jar B = Tedlar G = Glass M = Metal P = Plastic C = Can		

White = Laboratory Copy

Yellow = Customer's Copy



CHAIN OF CUSTODY RECORD

Contact us:
Nevada: 3151 W. Post Road, Las Vegas, NV 89118
P: 702.307.2659 F: 702.307.2691
California: 11110 Artesia Blvd., Ste B, Cerritos, CA 90703
P: 562.219.7435 F: 562.219.7436
www.assetlaboratories.com

Page 1 of 1

Client: ASSET Laboratories		Report to: Emil Angelo Rodriguez		Bill to: Elvira Allegaert/Accounts Payable		EDD Requirement		QA/QC		Sample Receipt Condition	
Address: 11110 Artesia Blvd Ste B		Company: ASSET Laboratories		Address: 11110 Artesia Blvd Ste B		Excel EDD <input checked="" type="checkbox"/>		RTNE <input type="checkbox"/>		1. Chilled <input type="checkbox"/> Y <input type="checkbox"/> N <input type="checkbox"/>	
Address: Cerritos, CA 90703		Email: emilangelo@assetlaboratories.com		Address: 11110 Artesia Blvd Ste B		GeoTracker <input type="checkbox"/>		RWQCB <input type="checkbox"/>		2. Headspace <input type="checkbox"/> <input type="checkbox"/>	
Phone: 562.219.7435 Fax: 562.219.7436		Address: 11110 Artesia Blvd Ste B		Email to: elvira@assetlaboratories.com		Labspec <input type="checkbox"/>		CalTrans <input type="checkbox"/>		3. Container Intact <input type="checkbox"/> <input type="checkbox"/>	
Submitted By: Emil Angelo Rodriguez		Address: 11110 Artesia Blvd Ste B		Phone: 562.219.7435		Others <input type="checkbox"/>		Level III <input type="checkbox"/>		4. Seal Present <input type="checkbox"/> <input type="checkbox"/>	
Title: Project Manager		Phone: 562.881.0611 Fax: 562.219.7436		Fax: 562.218.7436		Specify:		LEVEL IV <input type="checkbox"/>		5. IR number <input type="checkbox"/>	
Signature: _____ Date: _____		Sampled by: _____ SIGNED		Matrix		Global ID:		Regulatory <input type="checkbox"/>		6. Method of Cooling <input type="checkbox"/>	
I hereby authorize ASSET Labs to perform the tests indicated below:		Signature: _____ Date: _____		Waste <input checked="" type="checkbox"/> Sediment <input type="checkbox"/>		Specify State:		Global ID:		Sample Temp: _____	
Project Name: SFPP Norwalk		I attest to the validity and authenticity of this sample. I am aware that tampering with or intentionally mislabeling the sample location, date or time of collection is considered fraud and may be grounds for legal action.		Potable <input type="checkbox"/> Soil <input type="checkbox"/>		Turn Around Time (TAT)		No. of Containers		Tracking No.	
Project Number:		Signature: _____ Date: _____		NPDES <input type="checkbox"/> Other Solid <input type="checkbox"/>		Container Type		Preservation		Remarks	
				Surface <input type="checkbox"/>		BOD (@ 20 deg. C) (SM5210B)				EDD Requirement CH2MHILL Labspec7 edata. Please report "J" flagged down to MDL format.	
						MBAS (SM 5540C)					
Item No.	Laboratory Work Order No.	Sample ID/Location	Date	Time	Water	Solid	Others				
1		EFF-06-11-20	6/11/2020	1315	X			X	X		
2											
3											
4											
5											
6											
7											
8											
9											
10											

Relinquished by (Signature and Printed Name): <i>[Signature]</i> 06/12/20 1500	Date / Time: 06/12/20 1500	Received by (Signature and Printed Name): <i>[Signature]</i>	Date / Time: 6/12/20 1500
Relinquished by (Signature and Printed Name):	Date / Time:	Received by (Signature and Printed Name):	Date / Time:
Relinquished by (Signature and Printed Name):	Date / Time:	Received by (Signature and Printed Name):	Date / Time:

Turn Around Time (TAT):

- < 24hrs or Same Day
- Next Workday
- 2 Workdays
- 3 Workdays
- Routine 5-7 Workdays

TAT starts at 8 AM the following day if sample is not received after 5PM.

Special Instructions:
Include reports@assetlaboratories.com, email@assetlaboratories.com and sonny@assetlab.com in all correspondence.

Preservatives:				Container Type:		
H: HCl	N: HNO ₃	S: H ₂ SO ₄	C: <= 6°C	T = Tube	V = VOA	P = Pint
Z: Zn(Ac) ₂	O: NaOH	T: Na ₂ S ₂ O ₃		J = Jar	B = Tedlar	G = Glass
Others/Specify:				M = Metal	P = Plastic	C = Can

White = Laboratory Copy
Yellow = Customer's Copy

Terms

- All samples will be disposed in 45 days upon receipt and records will be destroyed in 5 years upon submission of final report.
- Regular TAT is 5-7 business days, surcharges will apply for rush analysis
Less than 24 Hrs = 200% Next Day = 100% 2 Workdays = 50% 3 Workdays = 35% 4 Workdays = 20%
- Custom EDD formats will be an additional 3% of the total project price.
- Add 10% surcharge for Level III Data Packages, 15% for Level IV Data Packages. Surcharge applied on total project.
- Trip Blanks and Equipment Blanks are billable sample.
- ASSET Laboratories is not responsible for samples collected using incorrect methodology.
- Terms are net 30 Days.
- All reports are submitted in electronic format. Please inform ASSET Laboratories if hard copy of report is needed.
- For subcontract analysis, TAT and Surcharges will vary.



CHAIN OF CUSTODY RECORD

Client: ASSET Laboratories		Report to: Emil Angelo Rodriguez		Bill to: Elvira Aliegaert/Accounts Payable		EDD Requirement		QA/QC		Sample Receipt Condition							
Address: 11110 Artesia Blvd Ste B		Company: ASSET Laboratories		Address: 11110 Artesia Blvd Ste B		Excel EDD <input type="checkbox"/>		RTNE <input type="checkbox"/>		Y N							
Address: Cerritos, CA 90703		Email: emilangelo@assetlaboratories.com		Address: Cerritos, CA 90703		Geotracker <input type="checkbox"/>		RWQCB <input type="checkbox"/>		1. Chilled <input type="checkbox"/>							
Phone: 562.219.7435 Fax: 562.219.7436		Address: 11110 Artesia Blvd Ste B		Email to: elvira@assetlaboratories.com PO# N40965E		Labspec <input type="checkbox"/>		CalTrans <input type="checkbox"/>		2. Headspace <input type="checkbox"/>							
Submitted By: Emil Angelo Rodriguez		Cerritos, CA 90703		Phone: 562.219.7435 Fax: 562.218.7436		Others <input type="checkbox"/>		Level III <input type="checkbox"/>		3. Container Intact <input type="checkbox"/>							
Title: Project Manager		Phone: 562.881.0611 Fax: 562.219.7436		Matrix		Specify:		LEVEL IV <input type="checkbox"/>		4. Seal Present <input type="checkbox"/>							
Signature: _____ Date: _____		Sampled by: _____ SIGNED		Ground <input checked="" type="checkbox"/> Sediment <input type="checkbox"/>		Global ID:		Regulatory <input type="checkbox"/>		5. IR number <input type="checkbox"/>							
Project Name: SFPP Norwalk		I attest to the validity and authenticity of this sample. I am aware that tampering with or intentionally mislabeling the sample location, date or time of collection is considered fraud and may be grounds for legal action.		Potable <input type="checkbox"/> Soil <input type="checkbox"/>		Analyses Requested		Specify State:		6. Method of Cooling <input type="checkbox"/>							
Project Number:		Signature: _____ Date: _____		NPDES <input type="checkbox"/> Other Solids <input type="checkbox"/>		Acrolein, Acrylonitrile (SW8260)		Turn Around Time (TAT)		Tracking No.							
Item No.		Laboratory Work Order No.		Sample ID/Location		Date		Time		Water		Solid		Others		Remarks	
1				EFF-06-11-20		6/11/2020		1315		X						EDD Requirement CH2MHILL Labspec7 edata. Please report "J" flagged down to MDL format.	
2				RSW-001-06-11-20		6/11/2020		1420		X						Limited Sample: 1 VOA unpreserved each	
3				RSW-002-06-11-20		6/11/2020		1430		X						Acrolein (RL-5)	
4																Acrylonitrile (RL-2)	
5																	
6																	
7																	
8																	
9																	
10																	
11																	

Relinquished by (Signature and Printed Name): <i>Emil R</i> 6/12/20 1800	Date / Time: 6/12/20 1800	Received by (Signature and Printed Name): <i>Emil Angelo</i> 6/12/20 1800	Date / Time: 6/12/20 1800
Relinquished by (Signature and Printed Name): <i>Emil Angelo</i> 6/12/20 1800	Date / Time: 6/12/20 1800	Received by (Signature and Printed Name): <i>Emil Angelo</i> 6/12/20 1800	Date / Time: 6/12/20 1800
Relinquished by (Signature and Printed Name): <i>Emil Angelo</i> 6/12/20 1800	Date / Time: 6/12/20 1800	Received by (Signature and Printed Name): <i>EC-IRV</i> 6/12/20 1828	Date / Time: 6/12/20 1828

Turn Around Time (TAT)

A = <24Hrs or Same Day

B = Next Workday

C = 2 Workdays

D = 3 Workdays

E = Routine 5-7 Workdays

TAT starts at 8 AM the following day if samples are received after 3:00 PM

Special Instructions:

include reports@assetlaboratories.com,
tmailt@assetlaboratories.com,
sonny.lorenzo@assetlaboratories.com,
lucille.golosinda@assetlaboratories.com when reporting

Results Needed 6/15/20

Preservatives:			Container Type:			
H: HCl	N: HNO ₃	S: H ₂ SO ₄	C: <= 6°C	T = Tube	V = VOA	P = Pint
Z: Zn(AC) ₂	O: NaOH	T: Na ₂ S ₂ O ₃		J = Jar	B = Tedlar	G = Glass
Others/Specify:				M = Metal	P = Plastic	C = Can

5.1/5.1 1R89



800-322-5555
www.gls-us.com

Ship From

ASSET LABORATORIES
THAD MALIT
11110 ARTESIA BLVD. SUITE B
CERRITOS, CA 90703

Tracking #: 549337171

PDS

**Ship To**

ASSET LABORATORIES
MARLON CARTIN
3151 W. POST RD.,
LAS VEGAS, NV 89118

LAS VEGAS

C89102A

COD: \$0.00


Weight: 0 lb(s)

Reference:

Delivery Instructions:

HOLD FOR PICK UP

Signature Type: STANDARD



21823854

LVS NV891-A 0

Print Date: 6/11/2020 7:35 PM

Package 1 of 3

LABEL INSTRUCTIONS:

Do not copy or reprint this label for additional shipments - each package must have a unique barcode.

Step 1: Use the "Print Label" button on this page to print the shipping label on a laser or inkjet printer.

Step 2: Fold this page in half.

Step 3: Securely attach this label to your package and do not cover the barcode.

TERMS AND CONDITIONS:

By giving us your shipment to deliver, you agree to all of the General Logistics Systems US, Inc. (GLS) service terms & conditions including, but not limited to; limits of liability, declared value conditions, and claim procedures which are available on our website at www.gls-us.com.

3.80
JN#2



800-322-5555
www.gls-us.com

Ship From

ASSET LABORATORIES
THAD MALIT
11110 ARTESIA BLVD. SUITE B
CERRITOS, CA 90703

Tracking #: 549337172

PDS



Ship To

ASSET LABORATORIES
MARLON CARTIN
3151 W. POST RD.,
LAS VEGAS, NV 89118

LAS VEGAS

C89102A

COD: \$0.00


Weight: 0 lb(s)

Reference:

Delivery Instructions:

HOLD FOR PICK UP

Signature Type: STANDARD



21823855

LVS NV891-A 0

Print Date: 6/11/2020 7:35 PM

Package 2 of 3

LABEL INSTRUCTIONS:

Do not copy or reprint this label for additional shipments - each package must have a unique barcode.

Step 1: Use the "Print Label" button on this page to print the shipping label on a laser or inkjet printer.

Step 2: Fold this page in half.

Step 3: Securely attach this label to your package and do not cover the barcode.

TERMS AND CONDITIONS:

By giving us your shipment to deliver, you agree to all of the General Logistics Systems US, Inc. (GLS) service terms & conditions including, but not limited to; limits of liability, declared value conditions, and claim procedures which are available on our website at www.gls-us.com.

3.30
JTB 2



American Environmental Testing Laboratory Inc.

2834 & 2908 North Naomi Street Burbank, CA 91504 • DOHS NO: 1541, LACSD NO: 10181
Tel: (888) 288-AETL • (818) 845-8200 • Fax: (818) 845-8840 • www.aetlab.com

Ordered By

ASSET Laboratories
11110 Artesia Blvd ste B
Cerritos, CA 90703

Number of Pages 5
Date Received 06/12/2020
Date Reported 06/24/2020

Telephone: (562)881-0611
Attention: Emil Rodriguez

Job Number	Order Date	Client
105069	06/12/2020	ASSET

Enclosed please find results of analyses of 1 water sample which was analyzed as specified on the attached chain of custody. If there are any questions, please do not hesitate to call.

Checked By: _____

Approved By: _____

Joe Sevran
Laboratory Director



ASSET LABORATORIES

ANALYTICAL SUPPORT SERVICES FOR ENVIRONMENTAL

SUBCOC to AETL

CHAIN OF CUSTODY RECORD

Page 1 of 1

105069

Contact us:

Nevada: 3151 W. Post Road, Las Vegas, NV 89118

P: 702.307.2659 F: 702.307.2691

California: 11110 Artesia Blvd., Ste B, Cerritos, CA 90703

P: 562.219.7435 F: 562.219.7436

www.assetlaboratories.com

Client: ASSET Laboratories		Report to: Emil Angelo Rodriguez		Bill to: Elvira Allegaert/Accounts Payable		EDD Requirement		QA/QC		Sample Receipt Condition							
Address: 11110 Artesia Blvd Ste B		Company: ASSET Laboratories		Address: 11110 Artesia Blvd Ste B		Excel EDD <input checked="" type="checkbox"/>		RTNE <input type="checkbox"/>		Y N							
Address: Cerritos, CA 90703		Email: emilangelo@assetlaboratories.com		Cerritos, CA 90703		GeoTracker <input type="checkbox"/>		RWQCB <input type="checkbox"/>		1. Chilled <input type="checkbox"/>							
Phone: 562.219.7435 Fax: 562.219.7436		Address: 11110 Artesia Blvd Ste B		Email to: elvira@assetlaboratories.com PO# N40965D		Labspec <input type="checkbox"/>		CalTrans <input type="checkbox"/>		2. Headspace <input type="checkbox"/>							
Submitted By: Emil Angelo Rodriguez		Cerritos, CA 90703		Phone: 562.219.7435 Fax: 562.218.7436		Others <input type="checkbox"/>		Level III <input type="checkbox"/>		3. Container Intact <input type="checkbox"/>							
Title: Project Manager		Phone: 562.881.0611 Fax: 562.219.7436		Matrix		Specify:		LEVEL IV <input type="checkbox"/>		4. Seal Present <input type="checkbox"/>							
Signature: _____ Date: _____		Sampled by: _____ SIGNED		Waste <input checked="" type="checkbox"/> Sediment <input type="checkbox"/>		Global ID:		Regulatory <input type="checkbox"/>		5. IR number <input type="checkbox"/>							
I hereby authorize ASSET Labs to perform the tests indicated below:		I attest to the validity and authenticity of this sample. I am aware that tampering with or intentionally mislabeling the sample location, date or time of collection is considered fraud and may be grounds for legal action.		Potable <input type="checkbox"/> Soil <input type="checkbox"/>		Turn Around Time (TAT)		No. of Containers		Courier:							
Project Name: SFPP Norwalk		Signature: _____ Date: _____		NPDES <input type="checkbox"/> Other Solid <input type="checkbox"/>		MBAS (SM 5540C)		Container Type		Tracking No.							
Project Number: _____		Surface <input type="checkbox"/>		BOD (@ 20 deg. C) (SM5210B)		MBAS (SM 5540C)		Preservation		Remarks							
Item No.	Laboratory Work Order No.	Sample ID/Location	Date	Time	Water	Solid	Others	BOD	MBAS	TAT	Containers	Container Type	Preservation	Remarks			
1	105069.01	EFF-06-11-20	6/11/2020	1315	X			X	X	E				EDD Requirement CH2MHILL Labspec7 edata. Please report "J" flagged down to MDL format.			
2																	
3																	
4																	
5																	
6																	
7																	
8																	
9																	
10																	
Relinquished by (Signature and Printed Name): _____ Date / Time: 06/12/20 1500			Received by (Signature and Printed Name): _____ Date / Time: 06/12/20 1500			Turn Around Time (TAT)			Special Instructions:								
Relinquished by (Signature and Printed Name): _____ Date / Time: _____			Received by (Signature and Printed Name): _____ Date / Time: _____			<input type="checkbox"/> A = <24Hrs or Same Day <input type="checkbox"/> B = Next Workday <input type="checkbox"/> C = 2 Workdays <input type="checkbox"/> D = 3 Workdays <input type="checkbox"/> E = Routine 5-7 Workdays			include reports@assetlaboratories.com, tmlit@assetlaboratories.com and sonny.lorenzo@assetlaboratories.com when reporting								
Relinquished by (Signature and Printed Name): _____ Date / Time: _____			Received by (Signature and Printed Name): _____ Date / Time: _____			TAT starts at 8 AM the following day if samples are received after 3:00 PM											
Terms						Preservatives:						Container Type:					
1. All samples will be disposed in 45 days upon receipt and records will be destroyed in 5 years upon submission of final report.						H: HCl N: HNO ₃ S: H ₂ SO ₄ C: <= 6°C						T = Tube V = VOA P = Pint					
2. Regular TAT is 5-7 business days, surcharges will apply for rush analysis Less than 24 Hrs = 200% Next Day = 100% 2 Workdays = 50% 3 Workdays = 35% 4 Workdays = 20%						Z: Zn(AC) ₂ O: NaOH T: Na ₂ S ₂ O ₃						J = Jar B = Tedlar G = Glass					
3. Custom EDD formats will be an additional 3% of the total project price.						Others/Specify:						M = Metal P = Plastic C = Can					
4. Add 10% surcharge for Level III Data Packages, 15% for Level IV Data Packages. Surcharge applied on total project																	
5. Trip Blanks and Equipment Blanks are billable sample.																	
6. ASSET Laboratories is not responsible for samples collected using incorrect methodology.																	
7. Terms are net 30 Days.																	
8. All reports are submitted in electronic format. Please inform ASSET Laboratories if hard copy of report is needed.																	
9. For subcontract analysis. TAT and Surcharges will vary.																	

White = Laboratory Copy

Yellow = Customer's Copy



A KYZER LABS COMPANY

AMERICAN ENVIRONMENTAL TESTING LABORATORY

2834 N. NAOMI ST. BURBANK, CALIFORNIA 91504 ELAP# 1541 & 2402 LACSD# 10181

TEL (888) 288-AETL (818) 845-8200 FAX (818) 845-8840 www.aetlab.com

COOLER RECEIPT FORM

Client Name: <u>ASSET LAB</u>			
Project Name:			
AETL Job Number: <u>105069</u>			
Date Received: <u>6/12/2020</u>		Received by: <u>Sargis-P</u>	
Carrier: <input type="checkbox"/> AETL Courier <input checked="" type="checkbox"/> Client <input type="checkbox"/> GSO <input type="checkbox"/> FedEx <input type="checkbox"/> UPS			
<input type="checkbox"/> Others:			
Samples were received in: <input checked="" type="checkbox"/> Cooler (<u>1</u>) <input type="checkbox"/> Other (Specify):			
Inside temperature of shipping container No 1: <u>3.3°C</u> , No 2: , No 3:			
Type of sample containers: <input type="checkbox"/> VOA, <input type="checkbox"/> Glass bottles, <input type="checkbox"/> Wide mouth jars, <input checked="" type="checkbox"/> HDPE bottles, <input type="checkbox"/> Metal sleeves, <input type="checkbox"/> Others (Specify):			
How are samples preserved: <input type="checkbox"/> None, <input checked="" type="checkbox"/> Ice, <input type="checkbox"/> Blue Ice, <input type="checkbox"/> Dry Ice			
<input checked="" type="checkbox"/> None, <input type="checkbox"/> HNO ₃ , <input type="checkbox"/> NaOH, <input type="checkbox"/> ZnOAc, <input type="checkbox"/> HCl, <input type="checkbox"/> Na ₂ S ₂ O ₃ , <input type="checkbox"/> MeOH			
<input type="checkbox"/> Other (Specify):			
	Yes	No, explain below	Name, if client was notified.
1. Are the COCs Correct?	✓		
2. Are the Sample labels legible?	✓		
3. Do samples match the COC?	✓		
4. Are the required analyses clear?	✓		
5. Is there enough samples for required analysis?	✓		
6. Are samples sealed with evidence tape?	N/A		
7. Are sample containers in good condition?	✓		
8. Are samples preserved?	N/A		
9. Are samples preserved properly for the intended analysis?	✓		
10. Are the VOAs free of headspace?	N/A		
11. Are the jars free of headspace?	✓		

PLEASE NOTE ALL SAMPLES WILL BE DISPOSED OF 30 DAYS AFTER RECEIVING DATE. IF AETL IS INFORMED OTHERWISE, THERE WILL BE A STORAGE CHARGE PER SAMPLE PER MONTH FOR ANY SAMPLE HELD BEYOND 30 DAYS.

Explain all "No" answers for above questions:



American Environmental Testing Laboratory Inc.

2834 & 2908 North Naomi Street Burbank, CA 91504 • DOHS NO: 1541, LACSD NO: 10181

Tel: (888) 288-AETL • (818) 845-8200 • Fax: (818) 845-8840 • www.aetlab.com

Page: 1 A

Ordered By

ASSET Laboratories
11110 Artesia Blvd ste B
Cerritos, CA 90703

Project ID: None
Date Received 06/12/2020
Date Reported 06/24/2020

Telephone: (562)881-0611
Attention: Emil Rodriguez

Job Number	Order Date	Client
105069	06/12/2020	ASSET

CERTIFICATE OF ANALYSIS CASE NARRATIVE

AETL received 1 samples with the following specification on 06/12/2020.

Lab ID	Sample ID	Sample Date	Matrix	Quantity Of Containers
105069.01	EFF-06-11-20	06/11/2020	Aqueous	3
Method ^ Submethod	Req Date	Priority	TAT	Units
SM-5540C	06/19/2020	2	Normal	mg/L
SM5210B	06/19/2020	2	Normal	mg/L

The samples were analyzed as specified on the enclosed chain of custody.
No analytical non-conformances were encountered.

Checked By: _____

Approved By: _____

Joe Sevrean
Laboratory Director



American Environmental Testing Laboratory Inc.

2834 & 2908 North Naomi Street Burbank, CA 91504 • DOHS NO: 1541, LACSD NO: 10181
Tel: (888) 288-AETL • (818) 845-8200 • Fax: (818) 845-8840 • www.aetlab.com

ANALYTICAL RESULTS

Ordered By

ASSET Laboratories
11110 Artesia Blvd ste B
Cerritos, CA 90703

Telephone: (562)881-0611

Attn: Emil Rodriguez

Page: 2

AETL Job Number	Submitted	Client
105069	06/12/2020	ASSET

Method: SM-5540C, Methylene Blue Active Substances (MBAS)

QC Batch No: MB061220-1

Our Lab I.D.		Method Blank	105069.01			
Client Sample I.D.			EFF-06-11-20			
Date Sampled			06/11/2020			
Date Prepared		06/12/2020	06/12/2020			
Preparation Method		SM5540C	SM5540C			
Date Analyzed		06/12/2020	06/12/2020			
Matrix		Aqueous	Aqueous			
Units		mg/L	mg/L			
Dilution Factor		1	1			
Analytes	MDL	PQL	Results	Results		
Surfactants (MBAS)	0.05	0.05	ND	ND		



American Environmental Testing Laboratory Inc.

2834 & 2908 North Naomi Street Burbank, CA 91504 • DOHS NO: 1541, LACSD NO: 10181
Tel: (888) 288-AETL • (818) 845-8200 • Fax: (818) 845-8840 • www.aetlab.com

ANALYTICAL RESULTS

Ordered By

ASSET Laboratories
11110 Artesia Blvd ste B
Cerritos, CA 90703

Telephone: (562)881-0611

Attn: Emil Rodriguez

Page: 3

AETL Job Number	Submitted	Client
105069	06/12/2020	ASSET

Method: SM5210B, Biochemical Oxygen Demand 5 days, @ 20C (Standard Methods)

QC Batch No: BO061220-1

Our Lab I.D.		Method Blank	105069.01			
Client Sample I.D.			EFF-06-11-20			
Date Sampled			06/11/2020			
Date Prepared		06/12/2020	06/12/2020			
Preparation Method		SM5210B	SM5210B			
Date Analyzed		06/17/2020	06/17/2020			
Matrix		Aqueous	Aqueous			
Units		mg/L	mg/L			
Dilution Factor		1	1			
Analytes	MDL	PQL	Results	Results		
Biochemical Oxygen Demand (BOD)	5.0	5.0	ND	ND		



American Environmental Testing Laboratory Inc.

2834 & 2908 North Naomi Street Burbank, CA 91504 • DOHS NO: 1541, LACSD NO: 10181
Tel: (888) 288-AETL • (818) 845-8200 • Fax: (818) 845-8840 • www.aetlab.com

QUALITY CONTROL RESULTS

Ordered By

ASSET Laboratories
11110 Artesia Blvd ste B
Cerritos, CA 90703

Telephone: (562)881-0611

Attn: Emil Rodriguez

Page: 4

AETL Job Number	Submitted	Client
105069	06/12/2020	ASSET

Method: SM-5540C, Methylene Blue Active Substances (MBAS)

QC Batch No: MB061220-1; Dup or Spiked Sample: 105069.01; LCS: Clean Water; QC Prepared: 06/12/2020; QC Analyzed: 06/12/2020;
Units: mg/L

Analytes	Sample Result	MS Concen	MS Recov	MS % REC	MS DUP Concen	MS DUP Recov	MS DUP % REC	RPD %	MS/MSD % Limit	MS RPD % Limit
Surfactants (MBAS)	0.00	0.500	0.472	94.4	0.500	0.459	91.8	2.8	80-120	<15

QC Batch No: MB061220-1; Dup or Spiked Sample: 105069.01; LCS: Clean Water; QC Prepared: 06/12/2020; QC Analyzed: 06/12/2020;
Units: mg/L

Analytes	LCS Concen	LCS Recov	LCS % REC	LCS DUP Concen	LCS DUP Recov	LCS DUP % REC	LCS RPD % REC	LCS/LCSD % Limit	LCS RPD % Limit
Surfactants (MBAS)	0.500	0.456	91.2	0.500	0.448	89.6	1.8	80-120	<15



American Environmental Testing Laboratory Inc.

2834 & 2908 North Naomi Street Burbank, CA 91504 • DOHS NO: 1541, LACSD NO: 10181
 Tel: (888) 288-AETL • (818) 845-8200 • Fax: (818) 845-8840 • www.aetlab.com

QUALITY CONTROL RESULTS

Ordered By

ASSET Laboratories
 11110 Artesia Blvd ste B
 Cerritos, CA 90703

Telephone: (562)881-0611

Attn: Emil Rodriguez

Page: 5

AETL Job Number	Submitted	Client
105069	06/12/2020	ASSET

Method: SM5210B, Biochemical Oxygen Demand 5 days, @ 20C (Standard Methods)

QC Batch No: BO061220-1; Dup or Spiked Sample: 105069.01; LCS: Clean Water; LCS Prepared: 06/12/2020;
 LCS Analyzed: 06/17/2020; Units: mg/L

Analytes	SM Result	SM DUP Result	RPD %	SM RPD % Limit						
Biochemical Oxygen Demand (BOD)	ND	ND	<1	<15						

QC Batch No: BO061220-1; Dup or Spiked Sample: 105069.01; LCS: Clean Water; LCS Prepared: 06/12/2020;
 LCS Analyzed: 06/17/2020; Units: mg/L

Analytes	LCS Concen	LCS Recov	LCS % REC	LCS DUP Concen	LCS DUP Recov	LCS DUP % REC	LCS RPD % REC	LCS/LCSD % Limit	LCS RPD % Limit	
Biochemical Oxygen Demand (BOD)	198	165	83.3	198	182	91.9	9.8	80-120	<15	



AMERICAN ENVIRONMENTAL TESTING LABORATORY

2834 NORTH NAOMI ST. BURBANK, CALIFORNIA 91504 DHS # 1541 LACSD# 10181

TEL (888) 288-AETL (818) 845-8200 FAX (818) 845-8840 www.aetlab.com

Data Qualifiers and Descriptors

Data Qualifier:

- #: Recovery is not within acceptable control limits.
- *: In the QC section, sample results have been taken directly from the ICP reading. No preparation factor has been applied.
- B: Analyte was present in the Method Blank.
- D: Result is from a diluted analysis.
- E: Result is beyond calibration limits and is estimated.
- H: Analysis was performed over the allowed holding time due to circumstances which were beyond laboratory control.
- J: Analyte was detected . However, the analyte concentration is an estimated value, which is between the Method Detection Limit (MDL) and the Practical Quantitation Limit (PQL).
- M: Matrix spike recovery is outside control limits due to matrix interference. Laboratory Control Sample recovery was acceptable.
- MCL: Maximum Contaminant Level
- NS: No Standard Available
- S6: Surrogate recovery is outside control limits due to matrix interference.
- S8: The analysis of the sample required a dilution such that the surrogate concentration was diluted below the method acceptance criteria.
- X: Results represent LCS and LCSD data.

Definition:

- %Limi: Percent acceptable limits.
- %REC: Percent recovery.
- Con.L: Acceptable Control Limits
- Conce: Added concentration to the sample.
- LCS: Laboratory Control Sample
- MDL: Method Detection Limit is a statistically derived number which is specific for each instrument, each method, and each compound. It indicates a distinctively detectable quantity with 99% probability.



AMERICAN ENVIRONMENTAL TESTING LABORATORY

2834 NORTH NAOMI ST. BURBANK, CALIFORNIA 91504 DHS # 1541 LACSD# 10181

TEL (888) 288-AETL (818) 845-8200 FAX (818) 845-8840 www.aetlab.com

Data Qualifiers and Descriptors

MS:	Matrix Spike
MS DU:	Matrix Spike Duplicate
ND:	Analyte was not detected in the sample at or above MDL.
PQL:	Practical Quantitation Limit or ML (Minimum Level as per RWQCB) is the minimum concentration that can be quantified with more than 99% confidence. Taking into account all aspects of the entire analytical instrumentation and practice.
Recov:	Recovered concentration in the sample.
RPD:	Relative Percent Difference



Date of Report: 06/23/2020

Emil Angelo Rodriguez

Asset Laboratories, Inc.-Cerritos

11110 Artesia Blvd., Suite B

Cerritos, CA 90703

Client Project: N040965: SFPP Norwalk

BCL Project: Cerritos

BCL Work Order: 2017340

Invoice ID: B383763

Enclosed are the results of analyses for samples received by the laboratory on 6/16/2020. If you have any questions concerning this report, please feel free to contact me.

Sincerely,

Contact Person: Vanessa Sandoval

Client Service Rep

Stuart Buttram

Technical Director

Certifications: CA ELAP #1186; NV #CA00014; OR ELAP #4032-001; AK UST101

The results in this report apply to the samples analyzed in accordance with the chain of custody document. This analytical report must be reproduced in its entirety.

All results listed in this report are for the exclusive use of the submitting party. BC Laboratories, Inc. assumes no responsibility for report alteration, separation, detachment or third party interpretation.



Table of Contents

Sample Information

Chain of Custody and Cooler Receipt form.....	3
Laboratory / Client Sample Cross Reference.....	6

Sample Results

2017340-01 - EFF-06-11-20

Organochlorine Pesticides and PCB's (EPA Method 608).....	7
Base Neutral and Acid Extractables Organic Analysis (EPA Method 625).....	8
Water Analysis (General Chemistry).....	11

2017340-02 - RSW-001-06-11-20

Organochlorine Pesticides and PCB's (EPA Method 608).....	12
Base Neutral and Acid Extractables Organic Analysis (EPA Method 625).....	13
Water Analysis (General Chemistry).....	16

2017340-03 - RSW-002-06-11-20

Organochlorine Pesticides and PCB's (EPA Method 608).....	17
Base Neutral and Acid Extractables Organic Analysis (EPA Method 625).....	18
Water Analysis (General Chemistry).....	21

Quality Control Reports

Organochlorine Pesticides and PCB's (EPA Method 608)

Method Blank Analysis.....	22
Laboratory Control Sample.....	23
Precision and Accuracy.....	24

Base Neutral and Acid Extractables Organic Analysis (EPA Method 625)

Method Blank Analysis.....	25
Laboratory Control Sample.....	28
Precision and Accuracy.....	29

Water Analysis (General Chemistry)

Method Blank Analysis.....	31
Laboratory Control Sample.....	32
Precision and Accuracy.....	33

Notes

Notes and Definitions.....	34
----------------------------	----



Laboratories, Inc.

Environmental Testing Laboratory Since 1949

CONTACT US: Nevada: 3151 W. Post Road, Las Vegas, NV 89118
P: 702.307.2659 F: 702.307.2691
California: 11110 Artesia Blvd., Ste B, Carrizo, CA 90703
P: 562.219.7435 F: 562.219.7436
www.assetlaboratories.com

ASSET LABORATORIES ANALYTICAL SUPPORT SERVICES FOR ENVIRONMENTAL
SUBCOC to BC LABS
CHAIN OF CUSTODY RECORD

Page 1 of 1

20-17340

Form containing client information (ASSET Laboratories, 11110 Artesia Blvd Ste B, Carrizo, CA 90703), report details (Emil Angelo Rodriguez), sample information (EFF-08-11-20, RSW-001-06-11-20, RSW-002-06-11-20), analysis requested (Ammonia N, Sulfoxides, EPA 8081, EPA 8082), and a table for results with columns for item number, date, time, and analysis type.

The results in this report apply to the samples analyzed in accordance with the chain of custody document. This analytical report must be reproduced in its entirety. All results listed in this report are for the exclusive use of the submitting party. BC Laboratories, Inc. assumes no responsibility for report alteration, separation, detachment or third party interpretation.



BC LABORATORIES INC. COOLER RECEIPT FORM Page 1 of 1

Submission #: 20-17340

SHIPPING INFORMATION: Fed Ex UPS Ontrac Hand Delivery BC Lab Field Service Other (Specify) GLS

SHIPPING CONTAINER: Ice Chest None Box Other (Specify) _____

FREE LIQUID YES NO W / S _____

Refrigerant: Ice Blue Ice None Other Comments: _____

Custody Seals: Ice Chest Containers: None Comments: _____

All samples received? Yes No All samples containers intact? Yes No Description(s) match COC? Yes No

COC Received YES NO Emissivity: .95 Container: PE Thermometer ID: 274 Date/Time: 6-16-20 800

Temperature: (A) 4.2 °C, (C) 4.0 °C Analyst Init: TKJ

SAMPLE CONTAINERS	SAMPLE NUMBERS									
	1	2	3	4	5	6	7	8	9	10
QT PE UNPRES										
4oz / 8oz / 16oz PE UNPRES										
2oz Cr ⁶⁺										
QT INORGANIC CHEMICAL METALS										
INORGANIC CHEMICAL METALS 4oz / 8oz / 16oz										
PT CYANIDE <u>9oz</u>		B	A	A						
PT NITROGEN FORMS		C								
PT TOTAL SULFIDE		A								
2oz. NITRATE / NITRITE										
PT TOTAL ORGANIC CARBON										
PT CHEMICAL OXYGEN DEMAND										
PIA PHENOLICS										
40ml VOA VIAL TRAVEL BLANK										
40ml VOA VIAL										
QT EPA 1664										
PT ODOR										
RADIOLOGICAL										
BACTERIOLOGICAL										
40 ml VOA VIAL - 504										
QT EPA 508/08/8080										
QT EPA 515.18150										
QT EPA 525										
QT EPA 525 TRAVEL BLANK										
40ml EPA 547										
40ml EPA 531.1										
8oz EPA 548 <u>8082</u>		F	E	E						
QT EPA 549 <u>8081</u>		E	D	D						
QT EPA 8015M										
QT EPA 8270										
8oz / 16oz / 32oz AMBER		DEF	BCD	BC						
8oz / 16oz / 32oz JAR										
SOIL SLEEVE										
PCB VIAL										
PLASTIC BAG										
TEDLAR BAG										
TETROUS IRON										
INCORE										
MART KIT										
UMMA CANISTER										

Comments: (-D) time says 14:20 But Description matched

Sample Numbering Completed By: UNPC Date/Time: 6/16/20 1750

Revised 05/23/2016 (S:\WPDec\Wood\Federal\LAB_DOCS\FORMS\ISAMR\rev 20)



Asset Laboratories, Inc.-Cerritos
11110 Artesia Blvd., Suite B
Cerritos, CA 90703

Reported: 06/23/2020 14:08
Project: Cerritos
Project Number: N040965: SFPP Norwalk
Project Manager: Emil Angelo Rodriguez

Laboratory / Client Sample Cross Reference

Laboratory	Client Sample Information			
2017340-01	COC Number:	---	Receive Date:	06/16/2020 08:00
	Project Number:	---	Sampling Date:	06/11/2020 13:15
	Sampling Location:	---	Sample Depth:	---
	Sampling Point:	EFF-06-11-20	Lab Matrix:	Water
	Sampled By:	---	Sample Type:	Water
	<hr/>			
2017340-02	COC Number:	---	Receive Date:	06/16/2020 08:00
	Project Number:	---	Sampling Date:	06/11/2020 14:20
	Sampling Location:	---	Sample Depth:	---
	Sampling Point:	RSW-001-06-11-20	Lab Matrix:	Water
	Sampled By:	---	Sample Type:	Water
	<hr/>			
2017340-03	COC Number:	---	Receive Date:	06/16/2020 08:00
	Project Number:	---	Sampling Date:	06/11/2020 14:30
	Sampling Location:	---	Sample Depth:	---
	Sampling Point:	RSW-002-06-11-20	Lab Matrix:	Water
	Sampled By:	---	Sample Type:	Water
	<hr/>			

The results in this report apply to the samples analyzed in accordance with the chain of custody document. This analytical report must be reproduced in its entirety.

All results listed in this report are for the exclusive use of the submitting party. BC Laboratories, Inc. assumes no responsibility for report alteration, separation, detachment or third party interpretation.



Asset Laboratories, Inc.-Cerritos
11110 Artesia Blvd., Suite B
Cerritos, CA 90703

Reported: 06/23/2020 14:08
Project: Cerritos
Project Number: N040965: SFPP Norwalk
Project Manager: Emil Angelo Rodriguez

Organochlorine Pesticides and PCB's (EPA Method 608)

BCL Sample ID: 2017340-01	Client Sample Name: EFF-06-11-20, 6/11/2020 1:15:00PM
----------------------------------	--

Constituent	Result	Units	PQL	MDL	Method	MB Bias	Lab Quals	Run #
Aldrin	ND	ug/L	0.0010	0.00019	EPA-608	ND		1
alpha-BHC	ND	ug/L	0.0010	0.00010	EPA-608	ND		1
beta-BHC	ND	ug/L	0.0010	0.00013	EPA-608	ND		1
delta-BHC	ND	ug/L	0.0010	0.00030	EPA-608	ND		1
gamma-BHC (Lindane)	ND	ug/L	0.0010	0.00014	EPA-608	ND		1
Chlordane (Technical)	ND	ug/L	0.10	0.0089	EPA-608	ND		1
4,4'-DDD	ND	ug/L	0.0010	0.00018	EPA-608	ND		1
4,4'-DDE	0.00043	ug/L	0.0010	0.00025	EPA-608	ND	J	1
4,4'-DDT	ND	ug/L	0.0010	0.00019	EPA-608	ND		1
Dieldrin	ND	ug/L	0.0010	0.00022	EPA-608	ND		1
Endosulfan I	ND	ug/L	0.0010	0.00014	EPA-608	ND		1
Endosulfan II	ND	ug/L	0.0010	0.00020	EPA-608	ND		1
Endosulfan sulfate	ND	ug/L	0.0010	0.00011	EPA-608	ND		1
Endrin	ND	ug/L	0.0010	0.00014	EPA-608	ND		1
Endrin aldehyde	ND	ug/L	0.0020	0.00011	EPA-608	ND		1
Heptachlor	ND	ug/L	0.0010	0.00019	EPA-608	ND		1
Heptachlor epoxide	ND	ug/L	0.0010	0.00013	EPA-608	ND		1
Methoxychlor	ND	ug/L	0.0010	0.00074	EPA-608	ND		1
Toxaphene	ND	ug/L	0.40	0.040	EPA-608	ND		1
TCMX (Surrogate)	53.6	%	40 - 140 (LCL - UCL)		EPA-608			1
Decachlorobiphenyl (Surrogate)	74.1	%	50 - 130 (LCL - UCL)		EPA-608			1

Run #	Method	Prep Date	Run Date/Time	Analyst	Instrument	Dilution	QC Batch ID	Prep Method
1	EPA-608	06/17/20 20:30	06/19/20 20:15	HKS	GC-17	1.042	B080711	EPA 608

The results in this report apply to the samples analyzed in accordance with the chain of custody document. This analytical report must be reproduced in its entirety.

All results listed in this report are for the exclusive use of the submitting party. BC Laboratories, Inc. assumes no responsibility for report alteration, separation, detachment or third party interpretation.

Asset Laboratories, Inc.-Cerritos
11110 Artesia Blvd., Suite B
Cerritos, CA 90703

Reported: 06/23/2020 14:08
Project: Cerritos
Project Number: N040965: SFPP Norwalk
Project Manager: Emil Angelo Rodriguez

Base Neutral and Acid Extractables Organic Analysis (EPA Method 625)

BCL Sample ID: 2017340-01		Client Sample Name: EFF-06-11-20, 6/11/2020 1:15:00PM						
Constituent	Result	Units	PQL	MDL	Method	MB Bias	Lab Quals	Run #
Acenaphthene	ND	ug/L	1.0	0.22	EPA-625	ND		1
Acenaphthylene	ND	ug/L	2.0	0.20	EPA-625	ND		1
Aldrin	ND	ug/L	2.0	0.28	EPA-625	ND		1
Aniline	ND	ug/L	5.0	1.8	EPA-625	ND		1
Anthracene	ND	ug/L	2.0	0.20	EPA-625	ND		1
Benzidine	ND	ug/L	5.3	3.0	EPA-625	ND		1
Benzo[a]anthracene	ND	ug/L	2.0	0.30	EPA-625	ND		1
Benzo[b]fluoranthene	ND	ug/L	2.0	0.42	EPA-625	ND		1
Benzo[k]fluoranthene	ND	ug/L	2.0	0.29	EPA-625	ND		1
Benzo[a]pyrene	ND	ug/L	2.0	0.21	EPA-625	ND		1
Benzo[g,h,i]perylene	ND	ug/L	2.0	0.48	EPA-625	ND		1
Benzoic acid	ND	ug/L	10	0.72	EPA-625	ND		1
Benzyl alcohol	ND	ug/L	2.0	0.35	EPA-625	ND		1
Benzyl butyl phthalate	ND	ug/L	2.0	0.26	EPA-625	ND		1
alpha-BHC	ND	ug/L	2.0	0.36	EPA-625	ND		1
beta-BHC	ND	ug/L	2.0	0.25	EPA-625	ND		1
delta-BHC	ND	ug/L	2.0	0.28	EPA-625	ND		1
gamma-BHC (Lindane)	ND	ug/L	2.0	0.32	EPA-625	ND		1
bis(2-Chloroethoxy)methane	ND	ug/L	2.0	0.27	EPA-625	ND		1
bis(2-Chloroethyl) ether	ND	ug/L	1.0	0.86	EPA-625	ND		1
bis(2-Chloroisopropyl) ether	ND	ug/L	2.0	1.7	EPA-625	ND		1
bis(2-Ethylhexyl)phthalate	ND	ug/L	3.0	0.20	EPA-625	ND		1
4-Bromophenyl phenyl ether	ND	ug/L	2.0	0.20	EPA-625	ND		1
4-Chloroaniline	ND	ug/L	2.0	0.39	EPA-625	ND		1
2-Chloronaphthalene	ND	ug/L	2.0	0.23	EPA-625	ND		1
4-Chlorophenyl phenyl ether	ND	ug/L	2.0	0.20	EPA-625	ND		1
Chrysene	ND	ug/L	2.0	0.26	EPA-625	ND		1
4,4'-DDD	ND	ug/L	2.0	0.40	EPA-625	ND		1
4,4'-DDE	ND	ug/L	3.0	0.32	EPA-625	ND		1
4,4'-DDT	ND	ug/L	2.0	0.26	EPA-625	ND		1
Dibenzo[a,h]anthracene	ND	ug/L	3.0	0.59	EPA-625	ND		1
Dibenzofuran	ND	ug/L	2.0	0.20	EPA-625	ND		1
1,2-Dichlorobenzene	ND	ug/L	2.0	0.055	EPA-625	ND		1

The results in this report apply to the samples analyzed in accordance with the chain of custody document. This analytical report must be reproduced in its entirety.

All results listed in this report are for the exclusive use of the submitting party. BC Laboratories, Inc. assumes no responsibility for report alteration, separation, detachment or third party interpretation.

Asset Laboratories, Inc.-Cerritos
11110 Artesia Blvd., Suite B
Cerritos, CA 90703

Reported: 06/23/2020 14:08
Project: Cerritos
Project Number: N040965: SFPP Norwalk
Project Manager: Emil Angelo Rodriguez

Base Neutral and Acid Extractables Organic Analysis (EPA Method 625)

BCL Sample ID: 2017340-01		Client Sample Name: EFF-06-11-20, 6/11/2020 1:15:00PM						
Constituent	Result	Units	PQL	MDL	Method	MB Bias	Lab Quals	Run #
1,3-Dichlorobenzene	ND	ug/L	1.0	0.066	EPA-625	ND		1
1,4-Dichlorobenzene	ND	ug/L	1.0	0.050	EPA-625	ND		1
3,3-Dichlorobenzidine	ND	ug/L	5.0	0.41	EPA-625	ND		1
Dieldrin	ND	ug/L	3.0	0.45	EPA-625	ND		1
Diethyl phthalate	ND	ug/L	2.0	0.20	EPA-625	ND		1
Dimethyl phthalate	ND	ug/L	2.0	0.25	EPA-625	ND		1
Di-n-butyl phthalate	ND	ug/L	2.0	0.20	EPA-625	ND		1
2,4-Dinitrotoluene	ND	ug/L	2.0	0.87	EPA-625	ND		1
2,6-Dinitrotoluene	ND	ug/L	2.0	0.46	EPA-625	ND		1
Di-n-octyl phthalate	ND	ug/L	2.0	0.31	EPA-625	ND		1
1,2-Diphenylhydrazine	ND	ug/L	1.0	0.44	EPA-625	ND		1
Endosulfan I	ND	ug/L	10	0.37	EPA-625	ND		1
Endosulfan II	ND	ug/L	10	0.37	EPA-625	ND		1
Endosulfan sulfate	ND	ug/L	3.0	0.37	EPA-625	ND		1
Endrin	ND	ug/L	2.0	0.67	EPA-625	ND		1
Endrin aldehyde	ND	ug/L	10	0.37	EPA-625	ND		1
Fluoranthene	ND	ug/L	1.0	0.41	EPA-625	ND		1
Fluorene	ND	ug/L	2.0	0.20	EPA-625	ND		1
Heptachlor	ND	ug/L	2.0	0.22	EPA-625	ND		1
Heptachlor epoxide	ND	ug/L	2.0	0.35	EPA-625	ND		1
Hexachlorobenzene	ND	ug/L	1.0	0.23	EPA-625	ND		1
Hexachlorobutadiene	ND	ug/L	1.0	0.078	EPA-625	ND		1
Hexachlorocyclopentadiene	ND	ug/L	1.0	0.35	EPA-625	ND		1
Hexachloroethane	ND	ug/L	1.0	0.057	EPA-625	ND		1
Indeno[1,2,3-cd]pyrene	ND	ug/L	2.0	0.71	EPA-625	ND		1
Isophorone	ND	ug/L	1.0	0.41	EPA-625	ND		1
2-Methylnaphthalene	ND	ug/L	2.0	0.30	EPA-625	ND		1
Naphthalene	ND	ug/L	1.0	0.068	EPA-625	ND		1
2-Naphthylamine	ND	ug/L	20	1.7	EPA-625	ND		1
2-Nitroaniline	ND	ug/L	2.0	0.36	EPA-625	ND		1
3-Nitroaniline	ND	ug/L	2.0	0.52	EPA-625	ND		1
4-Nitroaniline	ND	ug/L	5.0	0.85	EPA-625	ND		1
Nitrobenzene	ND	ug/L	1.0	0.39	EPA-625	ND		1

The results in this report apply to the samples analyzed in accordance with the chain of custody document. This analytical report must be reproduced in its entirety.

All results listed in this report are for the exclusive use of the submitting party. BC Laboratories, Inc. assumes no responsibility for report alteration, separation, detachment or third party interpretation.

Asset Laboratories, Inc.-Cerritos
11110 Artesia Blvd., Suite B
Cerritos, CA 90703

Reported: 06/23/2020 14:08
Project: Cerritos
Project Number: N040965: SFPP Norwalk
Project Manager: Emil Angelo Rodriguez

Base Neutral and Acid Extractables Organic Analysis (EPA Method 625)

BCL Sample ID:	2017340-01	Client Sample Name:	EFF-06-11-20, 6/11/2020 1:15:00PM					
Constituent	Result	Units	PQL	MDL	Method	MB Bias	Lab Quals	Run #
N-Nitrosodimethylamine	ND	ug/L	2.0	0.56	EPA-625	ND		1
N-Nitrosodi-N-propylamine	ND	ug/L	2.0	0.56	EPA-625	ND		1
N-Nitrosodiphenylamine	ND	ug/L	1.0	0.27	EPA-625	ND		1
Phenanthrene	ND	ug/L	2.0	0.20	EPA-625	ND		1
Pyrene	ND	ug/L	2.0	0.31	EPA-625	ND		1
1,2,4-Trichlorobenzene	ND	ug/L	1.0	0.076	EPA-625	ND		1
4-Chloro-3-methylphenol	ND	ug/L	1.0	0.42	EPA-625	ND		1
2-Chlorophenol	ND	ug/L	2.0	0.85	EPA-625	ND		1
2,4-Dichlorophenol	ND	ug/L	1.0	0.26	EPA-625	ND		1
2,4-Dimethylphenol	ND	ug/L	1.0	0.30	EPA-625	ND		1
4,6-Dinitro-2-methylphenol	ND	ug/L	5.0	0.43	EPA-625	ND		1
2,4-Dinitrophenol	ND	ug/L	5.0	0.37	EPA-625	ND		1
2-Methylphenol	ND	ug/L	2.0	0.55	EPA-625	ND		1
3- & 4-Methylphenol	ND	ug/L	2.0	0.72	EPA-625	ND		1
Total Methylphenol	ND	ug/L	4.0	1.3	EPA-625	ND		1
2-Nitrophenol	ND	ug/L	2.0	0.39	EPA-625	ND		1
4-Nitrophenol	ND	ug/L	2.0	0.66	EPA-625	ND		1
Pentachlorophenol	ND	ug/L	1.0	0.43	EPA-625	ND		1
Phenol	ND	ug/L	1.0	0.84	EPA-625	ND		1
2,4,5-Trichlorophenol	ND	ug/L	5.0	0.36	EPA-625	ND		1
2,4,6-Trichlorophenol	ND	ug/L	5.0	0.34	EPA-625	ND		1
2-Fluorophenol (Surrogate)	67.0	%	36 - 98 (LCL - UCL)		EPA-625			1
Phenol-d5 (Surrogate)	58.8	%	10 - 89 (LCL - UCL)		EPA-625			1
Nitrobenzene-d5 (Surrogate)	89.5	%	59 - 122 (LCL - UCL)		EPA-625			1
2-Fluorobiphenyl (Surrogate)	90.0	%	44 - 138 (LCL - UCL)		EPA-625			1
2,4,6-Tribromophenol (Surrogate)	137	%	51 - 139 (LCL - UCL)		EPA-625			1
p-Terphenyl-d14 (Surrogate)	114	%	23 - 173 (LCL - UCL)		EPA-625			1

Run #	Method	Prep Date	Run Date/Time	Analyst	Instrument	Dilution	QC Batch ID	Prep Method
1	EPA-625	06/17/20 19:00	06/18/20 20:44	MK1	HPCHEM	1.031	B080591	EPA 3510C

The results in this report apply to the samples analyzed in accordance with the chain of custody document. This analytical report must be reproduced in its entirety.

All results listed in this report are for the exclusive use of the submitting party. BC Laboratories, Inc. assumes no responsibility for report alteration, separation, detachment or third party interpretation.



Asset Laboratories, Inc.-Cerritos
11110 Artesia Blvd., Suite B
Cerritos, CA 90703

Reported: 06/23/2020 14:08
Project: Cerritos
Project Number: N040965: SFPP Norwalk
Project Manager: Emil Angelo Rodriguez

Water Analysis (General Chemistry)

BCL Sample ID: 2017340-01	Client Sample Name: EFF-06-11-20, 6/11/2020 1:15:00PM
----------------------------------	--

Constituent	Result	Units	PQL	MDL	Method	MB Bias	Lab Quals	Run #
Total Cyanide	ND	mg/L	0.0050	0.0017	EPA-335.4	ND		1
Ammonia as N (Distilled)	0.13	mg/L	0.20	0.067	SM-4500-NH3G	ND	J	2
Total Sulfide	ND	mg/L	0.10	0.050	SM-4500SD	ND		3

Run #	Method	Prep Date	Run		Analyst	Instrument	Dilution	QC	
			Date/Time					Batch ID	Prep Method
1	EPA-335.4	06/17/20 08:01	06/17/20	12:57	JMH	KONE-1	1	B080352	EPA 335.4 Total
2	SM-4500-NH3G	06/17/20 10:00	06/22/20	11:55	JMH2	SC-1	1.079	B080386	SM 4500-NH3G
3	SM-4500SD	06/17/20 15:00	06/17/20	15:00	JKS	SPEC06	1	B080362	SM 4500SD

The results in this report apply to the samples analyzed in accordance with the chain of custody document. This analytical report must be reproduced in its entirety.

All results listed in this report are for the exclusive use of the submitting party. BC Laboratories, Inc. assumes no responsibility for report alteration, separation, detachment or third party interpretation.



Asset Laboratories, Inc.-Cerritos
11110 Artesia Blvd., Suite B
Cerritos, CA 90703

Reported: 06/23/2020 14:08
Project: Cerritos
Project Number: N040965: SFPP Norwalk
Project Manager: Emil Angelo Rodriguez

Organochlorine Pesticides and PCB's (EPA Method 608)

Table with 2 columns: BCL Sample ID (2017340-02) and Client Sample Name (RSW-001-06-11-20, 6/11/2020 2:20:00PM)

Main data table with columns: Constituent, Result, Units, PQL, MDL, Method, MB Bias, Lab Qualls, Run #. Lists various pesticides like Aldrin, alpha-BHC, beta-BHC, etc.

QC summary table with columns: Run #, Method, Prep Date, Run Date/Time, Analyst, Instrument, Dilution, QC Batch ID, Prep Method.

The results in this report apply to the samples analyzed in accordance with the chain of custody document. This analytical report must be reproduced in its entirety.

All results listed in this report are for the exclusive use of the submitting party. BC Laboratories, Inc. assumes no responsibility for report alteration, separation, detachment or third party interpretation.



Asset Laboratories, Inc.-Cerritos
11110 Artesia Blvd., Suite B
Cerritos, CA 90703

Reported: 06/23/2020 14:08
Project: Cerritos
Project Number: N040965: SFPP Norwalk
Project Manager: Emil Angelo Rodriguez

Base Neutral and Acid Extractables Organic Analysis (EPA Method 625)

BCL Sample ID: 2017340-02		Client Sample Name: RSW-001-06-11-20, 6/11/2020 2:20:00PM						
Constituent	Result	Units	PQL	MDL	Method	MB Bias	Lab Quals	Run #
Acenaphthene	ND	ug/L	10	2.2	EPA-625	ND	A10	1
Acenaphthylene	ND	ug/L	20	2.0	EPA-625	ND	A10	1
Aldrin	ND	ug/L	20	2.8	EPA-625	ND	A10	1
Aniline	ND	ug/L	50	18	EPA-625	ND	A10	1
Anthracene	ND	ug/L	20	2.0	EPA-625	ND	A10	1
Benzidine	ND	ug/L	53	30	EPA-625	ND	A10	1
Benzo[a]anthracene	ND	ug/L	20	3.0	EPA-625	ND	A10	1
Benzo[b]fluoranthene	ND	ug/L	20	4.2	EPA-625	ND	A10	1
Benzo[k]fluoranthene	ND	ug/L	20	2.9	EPA-625	ND	A10	1
Benzo[a]pyrene	ND	ug/L	20	2.1	EPA-625	ND	A10	1
Benzo[g,h,i]perylene	ND	ug/L	20	4.8	EPA-625	ND	A10	1
Benzoic acid	ND	ug/L	100	7.2	EPA-625	ND	A10	1
Benzyl alcohol	ND	ug/L	20	3.5	EPA-625	ND	A10	1
Benzyl butyl phthalate	ND	ug/L	20	2.6	EPA-625	ND	A10	1
alpha-BHC	ND	ug/L	20	3.6	EPA-625	ND	A10	1
beta-BHC	ND	ug/L	20	2.5	EPA-625	ND	A10	1
delta-BHC	ND	ug/L	20	2.8	EPA-625	ND	A10	1
gamma-BHC (Lindane)	ND	ug/L	20	3.2	EPA-625	ND	A10	1
bis(2-Chloroethoxy)methane	ND	ug/L	20	2.7	EPA-625	ND	A10	1
bis(2-Chloroethyl) ether	ND	ug/L	10	8.6	EPA-625	ND	A10	1
bis(2-Chloroisopropyl) ether	ND	ug/L	20	17	EPA-625	ND	A10	1
bis(2-Ethylhexyl)phthalate	ND	ug/L	30	2.0	EPA-625	ND	A10	1
4-Bromophenyl phenyl ether	ND	ug/L	20	2.0	EPA-625	ND	A10	1
4-Chloroaniline	ND	ug/L	20	3.9	EPA-625	ND	A10	1
2-Chloronaphthalene	ND	ug/L	20	2.3	EPA-625	ND	A10	1
4-Chlorophenyl phenyl ether	ND	ug/L	20	2.0	EPA-625	ND	A10	1
Chrysene	ND	ug/L	20	2.6	EPA-625	ND	A10	1
4,4'-DDD	ND	ug/L	20	4.0	EPA-625	ND	A10	1
4,4'-DDE	ND	ug/L	30	3.2	EPA-625	ND	A10	1
4,4'-DDT	ND	ug/L	20	2.6	EPA-625	ND	A10	1
Dibenzo[a,h]anthracene	ND	ug/L	30	5.9	EPA-625	ND	A10	1
Dibenzofuran	ND	ug/L	20	2.0	EPA-625	ND	A10	1
1,2-Dichlorobenzene	ND	ug/L	20	0.55	EPA-625	ND	A10	1

The results in this report apply to the samples analyzed in accordance with the chain of custody document. This analytical report must be reproduced in its entirety.

All results listed in this report are for the exclusive use of the submitting party. BC Laboratories, Inc. assumes no responsibility for report alteration, separation, detachment or third party interpretation.

Asset Laboratories, Inc.-Cerritos
11110 Artesia Blvd., Suite B
Cerritos, CA 90703

Reported: 06/23/2020 14:08
Project: Cerritos
Project Number: N040965: SFPP Norwalk
Project Manager: Emil Angelo Rodriguez

Base Neutral and Acid Extractables Organic Analysis (EPA Method 625)

BCL Sample ID: 2017340-02		Client Sample Name: RSW-001-06-11-20, 6/11/2020 2:20:00PM						
Constituent	Result	Units	PQL	MDL	Method	MB Bias	Lab Quals	Run #
1,3-Dichlorobenzene	ND	ug/L	10	0.66	EPA-625	ND	A10	1
1,4-Dichlorobenzene	ND	ug/L	10	0.50	EPA-625	ND	A10	1
3,3-Dichlorobenzidine	ND	ug/L	50	4.1	EPA-625	ND	A10	1
Dieldrin	ND	ug/L	30	4.5	EPA-625	ND	A10	1
Diethyl phthalate	ND	ug/L	20	2.0	EPA-625	ND	A10	1
Dimethyl phthalate	ND	ug/L	20	2.5	EPA-625	ND	A10	1
Di-n-butyl phthalate	ND	ug/L	20	2.0	EPA-625	ND	A10	1
2,4-Dinitrotoluene	ND	ug/L	20	8.7	EPA-625	ND	A10	1
2,6-Dinitrotoluene	ND	ug/L	20	4.6	EPA-625	ND	A10	1
Di-n-octyl phthalate	ND	ug/L	20	3.1	EPA-625	ND	A10	1
1,2-Diphenylhydrazine	ND	ug/L	10	4.4	EPA-625	ND	A10	1
Endosulfan I	ND	ug/L	100	3.7	EPA-625	ND	A10	1
Endosulfan II	ND	ug/L	100	3.7	EPA-625	ND	A10	1
Endosulfan sulfate	ND	ug/L	30	3.7	EPA-625	ND	A10	1
Endrin	ND	ug/L	20	6.7	EPA-625	ND	A10	1
Endrin aldehyde	ND	ug/L	100	3.7	EPA-625	ND	A10	1
Fluoranthene	ND	ug/L	10	4.1	EPA-625	ND	A10	1
Fluorene	ND	ug/L	20	2.0	EPA-625	ND	A10	1
Heptachlor	ND	ug/L	20	2.2	EPA-625	ND	A10	1
Heptachlor epoxide	ND	ug/L	20	3.5	EPA-625	ND	A10	1
Hexachlorobenzene	ND	ug/L	10	2.3	EPA-625	ND	A10	1
Hexachlorobutadiene	ND	ug/L	10	0.78	EPA-625	ND	A10	1
Hexachlorocyclopentadiene	ND	ug/L	10	3.5	EPA-625	ND	A10	1
Hexachloroethane	ND	ug/L	10	0.57	EPA-625	ND	A10	1
Indeno[1,2,3-cd]pyrene	ND	ug/L	20	7.1	EPA-625	ND	A10	1
Isophorone	ND	ug/L	10	4.1	EPA-625	ND	A10	1
2-Methylnaphthalene	ND	ug/L	20	3.0	EPA-625	ND	A10	1
Naphthalene	ND	ug/L	10	0.68	EPA-625	ND	A10	1
2-Naphthylamine	ND	ug/L	200	17	EPA-625	ND	A10	1
2-Nitroaniline	ND	ug/L	20	3.6	EPA-625	ND	A10	1
3-Nitroaniline	ND	ug/L	20	5.2	EPA-625	ND	A10	1
4-Nitroaniline	ND	ug/L	50	8.5	EPA-625	ND	A10	1
Nitrobenzene	ND	ug/L	10	3.9	EPA-625	ND	A10	1

The results in this report apply to the samples analyzed in accordance with the chain of custody document. This analytical report must be reproduced in its entirety.

All results listed in this report are for the exclusive use of the submitting party. BC Laboratories, Inc. assumes no responsibility for report alteration, separation, detachment or third party interpretation.

Asset Laboratories, Inc.-Cerritos
11110 Artesia Blvd., Suite B
Cerritos, CA 90703

Reported: 06/23/2020 14:08
Project: Cerritos
Project Number: N040965: SFPP Norwalk
Project Manager: Emil Angelo Rodriguez

Base Neutral and Acid Extractables Organic Analysis (EPA Method 625)

BCL Sample ID:	2017340-02	Client Sample Name:	RSW-001-06-11-20, 6/11/2020 2:20:00PM					
Constituent	Result	Units	PQL	MDL	Method	MB Bias	Lab Quals	Run #
N-Nitrosodimethylamine	ND	ug/L	20	5.6	EPA-625	ND	A10	1
N-Nitrosodi-N-propylamine	ND	ug/L	20	5.6	EPA-625	ND	A10	1
N-Nitrosodiphenylamine	ND	ug/L	10	2.7	EPA-625	ND	A10	1
Phenanthrene	ND	ug/L	20	2.0	EPA-625	ND	A10	1
Pyrene	ND	ug/L	20	3.1	EPA-625	ND	A10	1
1,2,4-Trichlorobenzene	ND	ug/L	10	0.76	EPA-625	ND	A10	1
4-Chloro-3-methylphenol	ND	ug/L	10	4.2	EPA-625	ND	A10	1
2-Chlorophenol	ND	ug/L	20	8.5	EPA-625	ND	A10	1
2,4-Dichlorophenol	ND	ug/L	10	2.6	EPA-625	ND	A10	1
2,4-Dimethylphenol	ND	ug/L	10	3.0	EPA-625	ND	A10	1
4,6-Dinitro-2-methylphenol	ND	ug/L	50	4.3	EPA-625	ND	A10	1
2,4-Dinitrophenol	ND	ug/L	50	3.7	EPA-625	ND	A10	1
2-Methylphenol	ND	ug/L	20	5.5	EPA-625	ND	A10	1
3- & 4-Methylphenol	ND	ug/L	20	7.2	EPA-625	ND	A10	1
Total Methylphenol	ND	ug/L	40	13	EPA-625	ND	A10	1
2-Nitrophenol	ND	ug/L	20	3.9	EPA-625	ND	A10	1
4-Nitrophenol	ND	ug/L	20	6.6	EPA-625	ND	A10	1
Pentachlorophenol	ND	ug/L	10	4.3	EPA-625	ND	A10	1
Phenol	ND	ug/L	10	8.4	EPA-625	ND	A10	1
2,4,5-Trichlorophenol	ND	ug/L	50	3.6	EPA-625	ND	A10	1
2,4,6-Trichlorophenol	ND	ug/L	50	3.4	EPA-625	ND	A10	1
2-Fluorophenol (Surrogate)	45.8	%	36 - 98 (LCL - UCL)		EPA-625		A10	1
Phenol-d5 (Surrogate)	36.3	%	10 - 89 (LCL - UCL)		EPA-625		A10	1
Nitrobenzene-d5 (Surrogate)	97.3	%	59 - 122 (LCL - UCL)		EPA-625		A10	1
2-Fluorobiphenyl (Surrogate)	94.8	%	44 - 138 (LCL - UCL)		EPA-625		A10	1
2,4,6-Tribromophenol (Surrogate)	105	%	51 - 139 (LCL - UCL)		EPA-625		A10	1
p-Terphenyl-d14 (Surrogate)	99.5	%	23 - 173 (LCL - UCL)		EPA-625		A10	1

Run #	Method	Prep Date	Run Date/Time	Analyst	Instrument	Dilution	QC Batch ID	Prep Method
1	EPA-625	06/17/20 19:00	06/19/20 01:47	MK1	HPCHEM	9.899	B080591	EPA 3510C

The results in this report apply to the samples analyzed in accordance with the chain of custody document. This analytical report must be reproduced in its entirety.

All results listed in this report are for the exclusive use of the submitting party. BC Laboratories, Inc. assumes no responsibility for report alteration, separation, detachment or third party interpretation.



Asset Laboratories, Inc.-Cerritos
11110 Artesia Blvd., Suite B
Cerritos, CA 90703

Reported: 06/23/2020 14:08
Project: Cerritos
Project Number: N040965: SFPP Norwalk
Project Manager: Emil Angelo Rodriguez

Water Analysis (General Chemistry)

BCL Sample ID: 2017340-02	Client Sample Name: RSW-001-06-11-20, 6/11/2020 2:20:00PM
----------------------------------	--

Constituent	Result	Units	PQL	MDL	Method	MB Bias	Lab Quals	Run #
Total Cyanide	ND	mg/L	0.0050	0.0017	EPA-335.4	ND		1

Run #	Method	Prep Date	Run Date/Time	Analyst	Instrument	Dilution	QC Batch ID	Prep Method
1	EPA-335.4	06/17/20 08:01	06/17/20 12:57	JMH	KONE-1	1	B080352	EPA 335.4 Total

The results in this report apply to the samples analyzed in accordance with the chain of custody document. This analytical report must be reproduced in its entirety.

All results listed in this report are for the exclusive use of the submitting party. BC Laboratories, Inc. assumes no responsibility for report alteration, separation, detachment or third party interpretation.



Asset Laboratories, Inc.-Cerritos
11110 Artesia Blvd., Suite B
Cerritos, CA 90703

Reported: 06/23/2020 14:08
Project: Cerritos
Project Number: N040965: SFPP Norwalk
Project Manager: Emil Angelo Rodriguez

Organochlorine Pesticides and PCB's (EPA Method 608)

BCL Sample ID: 2017340-03	Client Sample Name: RSW-002-06-11-20, 6/11/2020 2:30:00PM
----------------------------------	--

Constituent	Result	Units	PQL	MDL	Method	MB Bias	Lab Quals	Run #
Aldrin	ND	ug/L	0.0010	0.00019	EPA-608	ND		1
alpha-BHC	ND	ug/L	0.0010	0.00010	EPA-608	ND		1
beta-BHC	ND	ug/L	0.0010	0.00013	EPA-608	ND		1
delta-BHC	ND	ug/L	0.0010	0.00030	EPA-608	ND		1
gamma-BHC (Lindane)	ND	ug/L	0.0010	0.00014	EPA-608	ND		1
Chlordane (Technical)	ND	ug/L	0.10	0.0089	EPA-608	ND		1
4,4'-DDD	0.0022	ug/L	0.0010	0.00018	EPA-608	ND		1
4,4'-DDE	ND	ug/L	0.0010	0.00025	EPA-608	ND		1
4,4'-DDT	0.0045	ug/L	0.0010	0.00019	EPA-608	ND		1
Dieldrin	ND	ug/L	0.0010	0.00022	EPA-608	ND		1
Endosulfan I	ND	ug/L	0.0010	0.00014	EPA-608	ND		1
Endosulfan II	ND	ug/L	0.0010	0.00020	EPA-608	ND		1
Endosulfan sulfate	ND	ug/L	0.0010	0.00011	EPA-608	ND		1
Endrin	ND	ug/L	0.0010	0.00014	EPA-608	ND		1
Endrin aldehyde	ND	ug/L	0.0020	0.00011	EPA-608	ND		1
Heptachlor	ND	ug/L	0.0010	0.00019	EPA-608	ND		1
Heptachlor epoxide	ND	ug/L	0.0010	0.00013	EPA-608	ND		1
Methoxychlor	ND	ug/L	0.0010	0.00074	EPA-608	ND		1
Toxaphene	ND	ug/L	0.40	0.040	EPA-608	ND		1
TCMX (Surrogate)	93.9	%	40 - 140 (LCL - UCL)		EPA-608			1
Decachlorobiphenyl (Surrogate)	65.9	%	50 - 130 (LCL - UCL)		EPA-608			1

Run #	Method	Prep Date	Run Date/Time	Analyst	Instrument	Dilution	QC Batch ID	Prep Method
1	EPA-608	06/17/20 20:30	06/19/20 19:59	HKS	GC-17	1.010	B080711	EPA 608

The results in this report apply to the samples analyzed in accordance with the chain of custody document. This analytical report must be reproduced in its entirety.

All results listed in this report are for the exclusive use of the submitting party. BC Laboratories, Inc. assumes no responsibility for report alteration, separation, detachment or third party interpretation.

Asset Laboratories, Inc.-Cerritos
11110 Artesia Blvd., Suite B
Cerritos, CA 90703

Reported: 06/23/2020 14:08
Project: Cerritos
Project Number: N040965: SFPP Norwalk
Project Manager: Emil Angelo Rodriguez

Base Neutral and Acid Extractables Organic Analysis (EPA Method 625)

BCL Sample ID: 2017340-03		Client Sample Name: RSW-002-06-11-20, 6/11/2020 2:30:00PM						
Constituent	Result	Units	PQL	MDL	Method	MB Bias	Lab Quals	Run #
Acenaphthene	ND	ug/L	10	2.2	EPA-625	ND	A10	1
Acenaphthylene	ND	ug/L	20	2.0	EPA-625	ND	A10	1
Aldrin	ND	ug/L	20	2.8	EPA-625	ND	A10	1
Aniline	ND	ug/L	50	18	EPA-625	ND	A10	1
Anthracene	ND	ug/L	20	2.0	EPA-625	ND	A10	1
Benzidine	ND	ug/L	53	30	EPA-625	ND	A10	1
Benzo[a]anthracene	ND	ug/L	20	3.0	EPA-625	ND	A10	1
Benzo[b]fluoranthene	ND	ug/L	20	4.2	EPA-625	ND	A10	1
Benzo[k]fluoranthene	ND	ug/L	20	2.9	EPA-625	ND	A10	1
Benzo[a]pyrene	ND	ug/L	20	2.1	EPA-625	ND	A10	1
Benzo[g,h,i]perylene	ND	ug/L	20	4.8	EPA-625	ND	A10	1
Benzoic acid	ND	ug/L	100	7.2	EPA-625	ND	A10	1
Benzyl alcohol	ND	ug/L	20	3.5	EPA-625	ND	A10	1
Benzyl butyl phthalate	ND	ug/L	20	2.6	EPA-625	ND	A10	1
alpha-BHC	ND	ug/L	20	3.6	EPA-625	ND	A10	1
beta-BHC	ND	ug/L	20	2.5	EPA-625	ND	A10	1
delta-BHC	ND	ug/L	20	2.8	EPA-625	ND	A10	1
gamma-BHC (Lindane)	ND	ug/L	20	3.2	EPA-625	ND	A10	1
bis(2-Chloroethoxy)methane	ND	ug/L	20	2.7	EPA-625	ND	A10	1
bis(2-Chloroethyl) ether	ND	ug/L	10	8.6	EPA-625	ND	A10	1
bis(2-Chloroisopropyl) ether	ND	ug/L	20	17	EPA-625	ND	A10	1
bis(2-Ethylhexyl)phthalate	ND	ug/L	30	2.0	EPA-625	ND	A10	1
4-Bromophenyl phenyl ether	ND	ug/L	20	2.0	EPA-625	ND	A10	1
4-Chloroaniline	ND	ug/L	20	3.9	EPA-625	ND	A10	1
2-Chloronaphthalene	ND	ug/L	20	2.3	EPA-625	ND	A10	1
4-Chlorophenyl phenyl ether	ND	ug/L	20	2.0	EPA-625	ND	A10	1
Chrysene	ND	ug/L	20	2.6	EPA-625	ND	A10	1
4,4'-DDD	ND	ug/L	20	4.0	EPA-625	ND	A10	1
4,4'-DDE	ND	ug/L	30	3.2	EPA-625	ND	A10	1
4,4'-DDT	ND	ug/L	20	2.6	EPA-625	ND	A10	1
Dibenzo[a,h]anthracene	ND	ug/L	30	5.9	EPA-625	ND	A10	1
Dibenzofuran	ND	ug/L	20	2.0	EPA-625	ND	A10	1
1,2-Dichlorobenzene	ND	ug/L	20	0.55	EPA-625	ND	A10	1

The results in this report apply to the samples analyzed in accordance with the chain of custody document. This analytical report must be reproduced in its entirety.

All results listed in this report are for the exclusive use of the submitting party. BC Laboratories, Inc. assumes no responsibility for report alteration, separation, detachment or third party interpretation.

Asset Laboratories, Inc.-Cerritos
11110 Artesia Blvd., Suite B
Cerritos, CA 90703

Reported: 06/23/2020 14:08
Project: Cerritos
Project Number: N040965: SFPP Norwalk
Project Manager: Emil Angelo Rodriguez

Base Neutral and Acid Extractables Organic Analysis (EPA Method 625)

BCL Sample ID: 2017340-03		Client Sample Name: RSW-002-06-11-20, 6/11/2020 2:30:00PM						
Constituent	Result	Units	PQL	MDL	Method	MB Bias	Lab Quals	Run #
1,3-Dichlorobenzene	ND	ug/L	10	0.66	EPA-625	ND	A10	1
1,4-Dichlorobenzene	ND	ug/L	10	0.50	EPA-625	ND	A10	1
3,3-Dichlorobenzidine	ND	ug/L	50	4.1	EPA-625	ND	A10	1
Dieldrin	ND	ug/L	30	4.5	EPA-625	ND	A10	1
Diethyl phthalate	ND	ug/L	20	2.0	EPA-625	ND	A10	1
Dimethyl phthalate	ND	ug/L	20	2.5	EPA-625	ND	A10	1
Di-n-butyl phthalate	ND	ug/L	20	2.0	EPA-625	ND	A10	1
2,4-Dinitrotoluene	ND	ug/L	20	8.7	EPA-625	ND	A10	1
2,6-Dinitrotoluene	ND	ug/L	20	4.6	EPA-625	ND	A10	1
Di-n-octyl phthalate	ND	ug/L	20	3.1	EPA-625	ND	A10	1
1,2-Diphenylhydrazine	ND	ug/L	10	4.4	EPA-625	ND	A10	1
Endosulfan I	ND	ug/L	100	3.7	EPA-625	ND	A10	1
Endosulfan II	ND	ug/L	100	3.7	EPA-625	ND	A10	1
Endosulfan sulfate	ND	ug/L	30	3.7	EPA-625	ND	A10	1
Endrin	ND	ug/L	20	6.7	EPA-625	ND	A10	1
Endrin aldehyde	ND	ug/L	100	3.7	EPA-625	ND	A10	1
Fluoranthene	ND	ug/L	10	4.1	EPA-625	ND	A10	1
Fluorene	ND	ug/L	20	2.0	EPA-625	ND	A10	1
Heptachlor	ND	ug/L	20	2.2	EPA-625	ND	A10	1
Heptachlor epoxide	ND	ug/L	20	3.5	EPA-625	ND	A10	1
Hexachlorobenzene	ND	ug/L	10	2.3	EPA-625	ND	A10	1
Hexachlorobutadiene	ND	ug/L	10	0.78	EPA-625	ND	A10	1
Hexachlorocyclopentadiene	ND	ug/L	10	3.5	EPA-625	ND	A10	1
Hexachloroethane	ND	ug/L	10	0.57	EPA-625	ND	A10	1
Indeno[1,2,3-cd]pyrene	ND	ug/L	20	7.1	EPA-625	ND	A10	1
Isophorone	ND	ug/L	10	4.1	EPA-625	ND	A10	1
2-Methylnaphthalene	ND	ug/L	20	3.0	EPA-625	ND	A10	1
Naphthalene	ND	ug/L	10	0.68	EPA-625	ND	A10	1
2-Naphthylamine	ND	ug/L	200	17	EPA-625	ND	A10	1
2-Nitroaniline	ND	ug/L	20	3.6	EPA-625	ND	A10	1
3-Nitroaniline	ND	ug/L	20	5.2	EPA-625	ND	A10	1
4-Nitroaniline	ND	ug/L	50	8.5	EPA-625	ND	A10	1
Nitrobenzene	ND	ug/L	10	3.9	EPA-625	ND	A10	1

The results in this report apply to the samples analyzed in accordance with the chain of custody document. This analytical report must be reproduced in its entirety.

All results listed in this report are for the exclusive use of the submitting party. BC Laboratories, Inc. assumes no responsibility for report alteration, separation, detachment or third party interpretation.

Asset Laboratories, Inc.-Cerritos
11110 Artesia Blvd., Suite B
Cerritos, CA 90703

Reported: 06/23/2020 14:08
Project: Cerritos
Project Number: N040965: SFPP Norwalk
Project Manager: Emil Angelo Rodriguez

Base Neutral and Acid Extractables Organic Analysis (EPA Method 625)

BCL Sample ID:	2017340-03	Client Sample Name:	RSW-002-06-11-20, 6/11/2020 2:30:00PM					
Constituent	Result	Units	PQL	MDL	Method	MB Bias	Lab Quals	Run #
N-Nitrosodimethylamine	ND	ug/L	20	5.6	EPA-625	ND	A10	1
N-Nitrosodi-N-propylamine	ND	ug/L	20	5.6	EPA-625	ND	A10	1
N-Nitrosodiphenylamine	ND	ug/L	10	2.7	EPA-625	ND	A10	1
Phenanthrene	ND	ug/L	20	2.0	EPA-625	ND	A10	1
Pyrene	ND	ug/L	20	3.1	EPA-625	ND	A10	1
1,2,4-Trichlorobenzene	ND	ug/L	10	0.76	EPA-625	ND	A10	1
4-Chloro-3-methylphenol	ND	ug/L	10	4.2	EPA-625	ND	A10	1
2-Chlorophenol	ND	ug/L	20	8.5	EPA-625	ND	A10	1
2,4-Dichlorophenol	ND	ug/L	10	2.6	EPA-625	ND	A10	1
2,4-Dimethylphenol	ND	ug/L	10	3.0	EPA-625	ND	A10	1
4,6-Dinitro-2-methylphenol	ND	ug/L	50	4.3	EPA-625	ND	A10	1
2,4-Dinitrophenol	ND	ug/L	50	3.7	EPA-625	ND	A10	1
2-Methylphenol	ND	ug/L	20	5.5	EPA-625	ND	A10	1
3- & 4-Methylphenol	ND	ug/L	20	7.2	EPA-625	ND	A10	1
Total Methylphenol	ND	ug/L	40	13	EPA-625	ND	A10	1
2-Nitrophenol	ND	ug/L	20	3.9	EPA-625	ND	A10	1
4-Nitrophenol	ND	ug/L	20	6.6	EPA-625	ND	A10	1
Pentachlorophenol	ND	ug/L	10	4.3	EPA-625	ND	A10	1
Phenol	ND	ug/L	10	8.4	EPA-625	ND	A10	1
2,4,5-Trichlorophenol	ND	ug/L	50	3.6	EPA-625	ND	A10	1
2,4,6-Trichlorophenol	ND	ug/L	50	3.4	EPA-625	ND	A10	1
2-Fluorophenol (Surrogate)	52.8	%	36 - 98 (LCL - UCL)		EPA-625		A10	1
Phenol-d5 (Surrogate)	34.1	%	10 - 89 (LCL - UCL)		EPA-625		A10	1
Nitrobenzene-d5 (Surrogate)	82.1	%	59 - 122 (LCL - UCL)		EPA-625		A10	1
2-Fluorobiphenyl (Surrogate)	81.6	%	44 - 138 (LCL - UCL)		EPA-625		A10	1
2,4,6-Tribromophenol (Surrogate)	97.9	%	51 - 139 (LCL - UCL)		EPA-625		A10	1
p-Terphenyl-d14 (Surrogate)	74.9	%	23 - 173 (LCL - UCL)		EPA-625		A10	1

Run #	Method	Prep Date	Run Date/Time	Analyst	Instrument	Dilution	QC Batch ID	Prep Method
1	EPA-625	06/17/20 19:00	06/19/20 02:14	MK1	HPCHEM	9.697	B080591	EPA 3510C

The results in this report apply to the samples analyzed in accordance with the chain of custody document. This analytical report must be reproduced in its entirety.

All results listed in this report are for the exclusive use of the submitting party. BC Laboratories, Inc. assumes no responsibility for report alteration, separation, detachment or third party interpretation.



Asset Laboratories, Inc.-Cerritos
11110 Artesia Blvd., Suite B
Cerritos, CA 90703

Reported: 06/23/2020 14:08
Project: Cerritos
Project Number: N040965: SFPP Norwalk
Project Manager: Emil Angelo Rodriguez

Water Analysis (General Chemistry)

BCL Sample ID: 2017340-03	Client Sample Name: RSW-002-06-11-20, 6/11/2020 2:30:00PM
----------------------------------	--

Constituent	Result	Units	PQL	MDL	Method	MB Bias	Lab Quals	Run #
Total Cyanide	ND	mg/L	0.0050	0.0017	EPA-335.4	ND		1

Run #	Method	Prep Date	Run Date/Time	Analyst	Instrument	Dilution	QC Batch ID	Prep Method
1	EPA-335.4	06/17/20 08:01	06/17/20 12:57	JMH	KONE-1	1	B080352	EPA 335.4 Total

The results in this report apply to the samples analyzed in accordance with the chain of custody document. This analytical report must be reproduced in its entirety.

All results listed in this report are for the exclusive use of the submitting party. BC Laboratories, Inc. assumes no responsibility for report alteration, separation, detachment or third party interpretation.



Asset Laboratories, Inc.-Cerritos
11110 Artesia Blvd., Suite B
Cerritos, CA 90703

Reported: 06/23/2020 14:08
Project: Cerritos
Project Number: N040965: SFPP Norwalk
Project Manager: Emil Angelo Rodriguez

Organochlorine Pesticides and PCB's (EPA Method 608)

Quality Control Report - Method Blank Analysis

Constituent	QC Sample ID	MB Result	Units	PQL	MDL	Lab Quals
QC Batch ID: B080711						
Aldrin	B080711-BLK1	ND	ug/L	0.0010	0.00019	
alpha-BHC	B080711-BLK1	ND	ug/L	0.0010	0.00010	
beta-BHC	B080711-BLK1	ND	ug/L	0.0010	0.00013	
delta-BHC	B080711-BLK1	ND	ug/L	0.0010	0.00030	
gamma-BHC (Lindane)	B080711-BLK1	ND	ug/L	0.0010	0.00014	
Chlordane (Technical)	B080711-BLK1	ND	ug/L	0.10	0.0089	
4,4'-DDD	B080711-BLK1	ND	ug/L	0.0010	0.00018	
4,4'-DDE	B080711-BLK1	ND	ug/L	0.0010	0.00025	
4,4'-DDT	B080711-BLK1	ND	ug/L	0.0010	0.00019	
Dieldrin	B080711-BLK1	ND	ug/L	0.0010	0.00022	
Endosulfan I	B080711-BLK1	ND	ug/L	0.0010	0.00014	
Endosulfan II	B080711-BLK1	ND	ug/L	0.0010	0.00020	
Endosulfan sulfate	B080711-BLK1	ND	ug/L	0.0010	0.00011	
Endrin	B080711-BLK1	ND	ug/L	0.0010	0.00014	
Endrin aldehyde	B080711-BLK1	ND	ug/L	0.0020	0.00011	
Heptachlor	B080711-BLK1	ND	ug/L	0.0010	0.00019	
Heptachlor epoxide	B080711-BLK1	ND	ug/L	0.0010	0.00013	
Methoxychlor	B080711-BLK1	ND	ug/L	0.0010	0.00074	
Toxaphene	B080711-BLK1	ND	ug/L	0.40	0.040	
TCMX (Surrogate)	B080711-BLK1	68.8	%	40 - 140 (LCL - UCL)		
Decachlorobiphenyl (Surrogate)	B080711-BLK1	61.6	%	50 - 130 (LCL - UCL)		

The results in this report apply to the samples analyzed in accordance with the chain of custody document. This analytical report must be reproduced in its entirety.

All results listed in this report are for the exclusive use of the submitting party. BC Laboratories, Inc. assumes no responsibility for report alteration, separation, detachment or third party interpretation.



Asset Laboratories, Inc.-Cerritos
11110 Artesia Blvd., Suite B
Cerritos, CA 90703

Reported: 06/23/2020 14:08
Project: Cerritos
Project Number: N040965: SFPP Norwalk
Project Manager: Emil Angelo Rodriguez

Organochlorine Pesticides and PCB's (EPA Method 608)

Quality Control Report - Laboratory Control Sample

Constituent	QC Sample ID	Type	Result	Spike Level	Units	Percent Recovery	RPD	Control Limits		Lab
								Percent Recovery	RPD	
QC Batch ID: B080711										
Aldrin	B080711-BS1	LCS	0.016404	0.030000	ug/L	54.7		60 - 130		L01
gamma-BHC (Lindane)	B080711-BS1	LCS	0.020694	0.030000	ug/L	69.0		60 - 130		
4,4'-DDT	B080711-BS1	LCS	0.019774	0.030000	ug/L	65.9		60 - 130		
Dieldrin	B080711-BS1	LCS	0.020366	0.030000	ug/L	67.9		60 - 130		
Endrin	B080711-BS1	LCS	0.022312	0.030000	ug/L	74.4		60 - 130		
Heptachlor	B080711-BS1	LCS	0.017158	0.030000	ug/L	57.2		60 - 130		L01
TCMX (Surrogate)	B080711-BS1	LCS	0.036078	0.060000	ug/L	60.1		40 - 140		
Decachlorobiphenyl (Surrogate)	B080711-BS1	LCS	0.062628	0.120000	ug/L	52.2		50 - 130		

The results in this report apply to the samples analyzed in accordance with the chain of custody document. This analytical report must be reproduced in its entirety.

All results listed in this report are for the exclusive use of the submitting party. BC Laboratories, Inc. assumes no responsibility for report alteration, separation, detachment or third party interpretation.



Asset Laboratories, Inc.-Cerritos
11110 Artesia Blvd., Suite B
Cerritos, CA 90703

Reported: 06/23/2020 14:08
Project: Cerritos
Project Number: N040965: SFPP Norwalk
Project Manager: Emil Angelo Rodriguez

Organochlorine Pesticides and PCB's (EPA Method 608)

Quality Control Report - Precision & Accuracy

Constituent	Type	Source Sample ID	Source Result	Result	Spike Added	Units	RPD	Control Limits		Lab
								Percent Recovery	RPD	
QC Batch ID: B080711		Used client sample: N								
Aldrin	MS	2016224-59	ND	0.019734	0.030000	ug/L		65.8		60 - 130
	MSD	2016224-59	ND	0.018390	0.030000	ug/L	7.1	61.3	30	60 - 130
gamma-BHC (Lindane)	MS	2016224-59	ND	0.023812	0.030000	ug/L		79.4		60 - 130
	MSD	2016224-59	ND	0.022080	0.030000	ug/L	7.5	73.6	30	60 - 130
4,4'-DDT	MS	2016224-59	ND	0.024840	0.030000	ug/L		82.8		60 - 130
	MSD	2016224-59	ND	0.023340	0.030000	ug/L	6.2	77.8	30	60 - 130
Dieldrin	MS	2016224-59	ND	0.023374	0.030000	ug/L		77.9		65 - 130
	MSD	2016224-59	ND	0.021910	0.030000	ug/L	6.5	73.0	30	65 - 130
Endrin	MS	2016224-59	ND	0.026812	0.030000	ug/L		89.4		60 - 130
	MSD	2016224-59	ND	0.025286	0.030000	ug/L	5.9	84.3	30	60 - 130
Heptachlor	MS	2016224-59	ND	0.020948	0.030000	ug/L		69.8		60 - 130
	MSD	2016224-59	ND	0.019326	0.030000	ug/L	8.1	64.4	30	60 - 130
TCMX (Surrogate)	MS	2016224-59	ND	0.041050	0.060000	ug/L		68.4		40 - 140
	MSD	2016224-59	ND	0.037388	0.060000	ug/L	9.3	62.3		40 - 140
Decachlorobiphenyl (Surrogate)	MS	2016224-59	ND	0.082406	0.12000	ug/L		68.7		50 - 130
	MSD	2016224-59	ND	0.080436	0.12000	ug/L	2.4	67.0		50 - 130

The results in this report apply to the samples analyzed in accordance with the chain of custody document. This analytical report must be reproduced in its entirety.

All results listed in this report are for the exclusive use of the submitting party. BC Laboratories, Inc. assumes no responsibility for report alteration, separation, detachment or third party interpretation.



Asset Laboratories, Inc.-Cerritos
11110 Artesia Blvd., Suite B
Cerritos, CA 90703

Reported: 06/23/2020 14:08
Project: Cerritos
Project Number: N040965: SFPP Norwalk
Project Manager: Emil Angelo Rodriguez

Base Neutral and Acid Extractables Organic Analysis (EPA Method 625)

Quality Control Report - Method Blank Analysis

Constituent	QC Sample ID	MB Result	Units	PQL	MDL	Lab Quals
QC Batch ID: B080591						
Acenaphthene	B080591-BLK1	ND	ug/L	1.0	0.22	
Acenaphthylene	B080591-BLK1	ND	ug/L	2.0	0.20	
Aldrin	B080591-BLK1	ND	ug/L	2.0	0.28	
Aniline	B080591-BLK1	ND	ug/L	5.0	1.8	
Anthracene	B080591-BLK1	ND	ug/L	2.0	0.20	
Benzidine	B080591-BLK1	ND	ug/L	5.3	3.0	
Benzo[a]anthracene	B080591-BLK1	ND	ug/L	2.0	0.30	
Benzo[b]fluoranthene	B080591-BLK1	ND	ug/L	2.0	0.42	
Benzo[k]fluoranthene	B080591-BLK1	ND	ug/L	2.0	0.29	
Benzo[a]pyrene	B080591-BLK1	ND	ug/L	2.0	0.21	
Benzo[g,h,i]perylene	B080591-BLK1	ND	ug/L	2.0	0.48	
Benzoic acid	B080591-BLK1	ND	ug/L	10	0.72	
Benzyl alcohol	B080591-BLK1	ND	ug/L	2.0	0.35	
Benzyl butyl phthalate	B080591-BLK1	ND	ug/L	2.0	0.26	
alpha-BHC	B080591-BLK1	ND	ug/L	2.0	0.36	
beta-BHC	B080591-BLK1	ND	ug/L	2.0	0.25	
delta-BHC	B080591-BLK1	ND	ug/L	2.0	0.28	
gamma-BHC (Lindane)	B080591-BLK1	ND	ug/L	2.0	0.32	
bis(2-Chloroethoxy)methane	B080591-BLK1	ND	ug/L	2.0	0.27	
bis(2-Chloroethyl) ether	B080591-BLK1	ND	ug/L	1.0	0.86	
bis(2-Chloroisopropyl)ether	B080591-BLK1	ND	ug/L	2.0	1.7	
bis(2-Ethylhexyl)phthalate	B080591-BLK1	ND	ug/L	3.0	0.20	
4-Bromophenyl phenyl ether	B080591-BLK1	ND	ug/L	2.0	0.20	
4-Chloroaniline	B080591-BLK1	ND	ug/L	2.0	0.39	
2-Chloronaphthalene	B080591-BLK1	ND	ug/L	2.0	0.23	
4-Chlorophenyl phenyl ether	B080591-BLK1	ND	ug/L	2.0	0.20	
Chrysene	B080591-BLK1	ND	ug/L	2.0	0.26	
4,4'-DDD	B080591-BLK1	ND	ug/L	2.0	0.40	
4,4'-DDE	B080591-BLK1	ND	ug/L	3.0	0.32	
4,4'-DDT	B080591-BLK1	ND	ug/L	2.0	0.26	
Dibenzo[a,h]anthracene	B080591-BLK1	ND	ug/L	3.0	0.59	
Dibenzofuran	B080591-BLK1	ND	ug/L	2.0	0.20	
1,2-Dichlorobenzene	B080591-BLK1	ND	ug/L	2.0	0.055	
1,3-Dichlorobenzene	B080591-BLK1	ND	ug/L	1.0	0.066	

The results in this report apply to the samples analyzed in accordance with the chain of custody document. This analytical report must be reproduced in its entirety.

All results listed in this report are for the exclusive use of the submitting party. BC Laboratories, Inc. assumes no responsibility for report alteration, separation, detachment or third party interpretation.

Asset Laboratories, Inc.-Cerritos
11110 Artesia Blvd., Suite B
Cerritos, CA 90703

Reported: 06/23/2020 14:08
Project: Cerritos
Project Number: N040965: SFPP Norwalk
Project Manager: Emil Angelo Rodriguez

Base Neutral and Acid Extractables Organic Analysis (EPA Method 625)

Quality Control Report - Method Blank Analysis

Constituent	QC Sample ID	MB Result	Units	PQL	MDL	Lab Quals
QC Batch ID: B080591						
1,4-Dichlorobenzene	B080591-BLK1	ND	ug/L	1.0	0.050	
3,3-Dichlorobenzidine	B080591-BLK1	ND	ug/L	5.0	0.41	
Dieldrin	B080591-BLK1	ND	ug/L	3.0	0.45	
Diethyl phthalate	B080591-BLK1	ND	ug/L	2.0	0.20	
Dimethyl phthalate	B080591-BLK1	ND	ug/L	2.0	0.25	
Di-n-butyl phthalate	B080591-BLK1	ND	ug/L	2.0	0.20	
2,4-Dinitrotoluene	B080591-BLK1	ND	ug/L	2.0	0.87	
2,6-Dinitrotoluene	B080591-BLK1	ND	ug/L	2.0	0.46	
Di-n-octyl phthalate	B080591-BLK1	ND	ug/L	2.0	0.31	
1,2-Diphenylhydrazine	B080591-BLK1	ND	ug/L	1.0	0.44	
Endosulfan I	B080591-BLK1	ND	ug/L	10	0.37	
Endosulfan II	B080591-BLK1	ND	ug/L	10	0.37	
Endosulfan sulfate	B080591-BLK1	ND	ug/L	3.0	0.37	
Endrin	B080591-BLK1	ND	ug/L	2.0	0.67	
Endrin aldehyde	B080591-BLK1	ND	ug/L	10	0.37	
Fluoranthene	B080591-BLK1	ND	ug/L	1.0	0.41	
Fluorene	B080591-BLK1	ND	ug/L	2.0	0.20	
Heptachlor	B080591-BLK1	ND	ug/L	2.0	0.22	
Heptachlor epoxide	B080591-BLK1	ND	ug/L	2.0	0.35	
Hexachlorobenzene	B080591-BLK1	ND	ug/L	1.0	0.23	
Hexachlorobutadiene	B080591-BLK1	ND	ug/L	1.0	0.078	
Hexachlorocyclopentadiene	B080591-BLK1	ND	ug/L	1.0	0.35	
Hexachloroethane	B080591-BLK1	ND	ug/L	1.0	0.057	
Indeno[1,2,3-cd]pyrene	B080591-BLK1	ND	ug/L	2.0	0.71	
Isophorone	B080591-BLK1	ND	ug/L	1.0	0.41	
2-Methylnaphthalene	B080591-BLK1	ND	ug/L	2.0	0.30	
Naphthalene	B080591-BLK1	ND	ug/L	1.0	0.068	
2-Naphthylamine	B080591-BLK1	ND	ug/L	20	1.7	
2-Nitroaniline	B080591-BLK1	ND	ug/L	2.0	0.36	
3-Nitroaniline	B080591-BLK1	ND	ug/L	2.0	0.52	
4-Nitroaniline	B080591-BLK1	ND	ug/L	5.0	0.85	
Nitrobenzene	B080591-BLK1	ND	ug/L	1.0	0.39	
N-Nitrosodimethylamine	B080591-BLK1	ND	ug/L	2.0	0.56	
N-Nitrosodi-N-propylamine	B080591-BLK1	ND	ug/L	2.0	0.56	

The results in this report apply to the samples analyzed in accordance with the chain of custody document. This analytical report must be reproduced in its entirety.

All results listed in this report are for the exclusive use of the submitting party. BC Laboratories, Inc. assumes no responsibility for report alteration, separation, detachment or third party interpretation.



Asset Laboratories, Inc.-Cerritos
11110 Artesia Blvd., Suite B
Cerritos, CA 90703

Reported: 06/23/2020 14:08
Project: Cerritos
Project Number: N040965: SFPP Norwalk
Project Manager: Emil Angelo Rodriguez

Base Neutral and Acid Extractables Organic Analysis (EPA Method 625)

Quality Control Report - Method Blank Analysis

Constituent	QC Sample ID	MB Result	Units	PQL	MDL	Lab Quals
QC Batch ID: B080591						
N-Nitrosodiphenylamine	B080591-BLK1	ND	ug/L	1.0	0.27	
Phenanthrene	B080591-BLK1	ND	ug/L	2.0	0.20	
Pyrene	B080591-BLK1	ND	ug/L	2.0	0.31	
1,2,4-Trichlorobenzene	B080591-BLK1	ND	ug/L	1.0	0.076	
4-Chloro-3-methylphenol	B080591-BLK1	ND	ug/L	1.0	0.42	
2-Chlorophenol	B080591-BLK1	ND	ug/L	2.0	0.85	
2,4-Dichlorophenol	B080591-BLK1	ND	ug/L	1.0	0.26	
2,4-Dimethylphenol	B080591-BLK1	ND	ug/L	1.0	0.30	
4,6-Dinitro-2-methylphenol	B080591-BLK1	ND	ug/L	5.0	0.43	
2,4-Dinitrophenol	B080591-BLK1	ND	ug/L	5.0	0.37	
2-Methylphenol	B080591-BLK1	ND	ug/L	2.0	0.55	
3- & 4-Methylphenol	B080591-BLK1	ND	ug/L	2.0	0.72	
Total Methylphenol	B080591-BLK1	ND	ug/L	4.0	1.3	
2-Nitrophenol	B080591-BLK1	ND	ug/L	2.0	0.39	
4-Nitrophenol	B080591-BLK1	ND	ug/L	2.0	0.66	
Pentachlorophenol	B080591-BLK1	ND	ug/L	1.0	0.43	
Phenol	B080591-BLK1	ND	ug/L	1.0	0.84	
2,4,5-Trichlorophenol	B080591-BLK1	ND	ug/L	5.0	0.36	
2,4,6-Trichlorophenol	B080591-BLK1	ND	ug/L	5.0	0.34	
2-Fluorophenol (Surrogate)	B080591-BLK1	59.1	%	36 - 98 (LCL - UCL)		
Phenol-d5 (Surrogate)	B080591-BLK1	39.6	%	10 - 89 (LCL - UCL)		
Nitrobenzene-d5 (Surrogate)	B080591-BLK1	91.4	%	59 - 122 (LCL - UCL)		
2-Fluorobiphenyl (Surrogate)	B080591-BLK1	88.1	%	44 - 138 (LCL - UCL)		
2,4,6-Tribromophenol (Surrogate)	B080591-BLK1	140	%	51 - 139 (LCL - UCL)		S09
p-Terphenyl-d14 (Surrogate)	B080591-BLK1	109	%	23 - 173 (LCL - UCL)		

The results in this report apply to the samples analyzed in accordance with the chain of custody document. This analytical report must be reproduced in its entirety.

All results listed in this report are for the exclusive use of the submitting party. BC Laboratories, Inc. assumes no responsibility for report alteration, separation, detachment or third party interpretation.



Asset Laboratories, Inc.-Cerritos
11110 Artesia Blvd., Suite B
Cerritos, CA 90703

Reported: 06/23/2020 14:08
Project: Cerritos
Project Number: N040965: SFPP Norwalk
Project Manager: Emil Angelo Rodriguez

Base Neutral and Acid Extractables Organic Analysis (EPA Method 625)

Quality Control Report - Laboratory Control Sample

Constituent	QC Sample ID	Type	Result	Spike Level	Units	Percent Recovery	RPD	Control Limits		Lab Quals
								Percent Recovery	RPD	
QC Batch ID: B080591										
Acenaphthene	B080591-BS1	LCS	45.610	50.000	ug/L	91.2		44 - 180		
1,4-Dichlorobenzene	B080591-BS1	LCS	49.800	50.000	ug/L	99.6		56 - 130		
2,4-Dinitrotoluene	B080591-BS1	LCS	57.030	50.000	ug/L	114		62 - 151		
Hexachlorobenzene	B080591-BS1	LCS	55.670	50.000	ug/L	111		44 - 167		
Hexachlorobutadiene	B080591-BS1	LCS	42.170	50.000	ug/L	84.3		34 - 120		
Hexachloroethane	B080591-BS1	LCS	49.810	50.000	ug/L	99.6		47 - 129		
Nitrobenzene	B080591-BS1	LCS	57.610	50.000	ug/L	115		62 - 148		
N-Nitrosodi-N-propylamine	B080591-BS1	LCS	49.220	50.000	ug/L	98.4		51 - 145		
Pyrene	B080591-BS1	LCS	55.780	50.000	ug/L	112		10 - 202		
1,2,4-Trichlorobenzene	B080591-BS1	LCS	50.560	50.000	ug/L	101		54 - 132		
4-Chloro-3-methylphenol	B080591-BS1	LCS	48.470	50.000	ug/L	96.9		10 - 207		
2-Chlorophenol	B080591-BS1	LCS	44.810	50.000	ug/L	89.6		61 - 132		
2-Methylphenol	B080591-BS1	LCS	44.350	50.000	ug/L	88.7		55 - 138		
3- & 4-Methylphenol	B080591-BS1	LCS	76.780	100.00	ug/L	76.8		10 - 262		
Total Methylphenol	B080591-BS1	LCS	ND		ug/L			0 - 200		
4-Nitrophenol	B080591-BS1	LCS	18.070	50.000	ug/L	36.1		16 - 103		
Pentachlorophenol	B080591-BS1	LCS	44.790	50.000	ug/L	89.6		17 - 193		
Phenol	B080591-BS1	LCS	21.790	50.000	ug/L	43.6		10 - 84		
2,4,6-Trichlorophenol	B080591-BS1	LCS	50.610	50.000	ug/L	101		55 - 154		
2-Fluorophenol (Surrogate)	B080591-BS1	LCS	24.850	40.000	ug/L	62.1		36 - 98		
Phenol-d5 (Surrogate)	B080591-BS1	LCS	17.230	40.000	ug/L	43.1		10 - 89		
Nitrobenzene-d5 (Surrogate)	B080591-BS1	LCS	39.210	40.000	ug/L	98.0		59 - 122		
2-Fluorobiphenyl (Surrogate)	B080591-BS1	LCS	37.490	40.000	ug/L	93.7		44 - 138		
2,4,6-Tribromophenol (Surrogate)	B080591-BS1	LCS	60.320	40.000	ug/L	151		51 - 139		S09
p-Terphenyl-d14 (Surrogate)	B080591-BS1	LCS	23.240	20.000	ug/L	116		23 - 173		

The results in this report apply to the samples analyzed in accordance with the chain of custody document. This analytical report must be reproduced in its entirety.

All results listed in this report are for the exclusive use of the submitting party. BC Laboratories, Inc. assumes no responsibility for report alteration, separation, detachment or third party interpretation.



Asset Laboratories, Inc.-Cerritos
11110 Artesia Blvd., Suite B
Cerritos, CA 90703

Reported: 06/23/2020 14:08
Project: Cerritos
Project Number: N040965: SFPP Norwalk
Project Manager: Emil Angelo Rodriguez

Base Neutral and Acid Extractables Organic Analysis (EPA Method 625)

Quality Control Report - Precision & Accuracy

Table with columns: Constituent, Source Type, Source Sample ID, Source Result, Result, Spike Added, Units, RPD, Percent Recovery, Control Limits RPD, Control Limits Percent Recovery, Lab Quals. Includes QC Batch ID: B080591 and Used client sample: N.

The results in this report apply to the samples analyzed in accordance with the chain of custody document. This analytical report must be reproduced in its entirety.

All results listed in this report are for the exclusive use of the submitting party. BC Laboratories, Inc. assumes no responsibility for report alteration, separation, detachment or third party interpretation.



Asset Laboratories, Inc.-Cerritos
11110 Artesia Blvd., Suite B
Cerritos, CA 90703

Reported: 06/23/2020 14:08
Project: Cerritos
Project Number: N040965: SFPP Norwalk
Project Manager: Emil Angelo Rodriguez

Base Neutral and Acid Extractables Organic Analysis (EPA Method 625)

Quality Control Report - Precision & Accuracy

Constituent	Type	Source Sample ID	Source Result	Result	Spike Added	Units	RPD	Control Limits		Lab
								Percent Recovery	RPD	
QC Batch ID: B080591		Used client sample: N								
2,4,6-Trichlorophenol	MS	1310670-17	ND	44.494	50.000	ug/L		89.0		37 - 180
	MSD	1310670-17	ND	47.224	50.000	ug/L	6.0	94.4	30	37 - 180
2-Fluorophenol (Surrogate)	MS	1310670-17	ND	21.563	40.000	ug/L		53.9		36 - 98
	MSD	1310670-17	ND	23.266	40.000	ug/L	7.6	58.2		36 - 98
Phenol-d5 (Surrogate)	MS	1310670-17	ND	14.986	40.000	ug/L		37.5		10 - 89
	MSD	1310670-17	ND	16.150	40.000	ug/L	7.5	40.4		10 - 89
Nitrobenzene-d5 (Surrogate)	MS	1310670-17	ND	34.396	40.000	ug/L		86.0		59 - 122
	MSD	1310670-17	ND	35.920	40.000	ug/L	4.3	89.8		59 - 122
2-Fluorobiphenyl (Surrogate)	MS	1310670-17	ND	32.495	40.000	ug/L		81.2		44 - 138
	MSD	1310670-17	ND	34.067	40.000	ug/L	4.7	85.2		44 - 138
2,4,6-Tribromophenol (Surrogate)	MS	1310670-17	ND	54.844	40.000	ug/L		137		51 - 139
	MSD	1310670-17	ND	55.622	40.000	ug/L	1.4	139		51 - 139
p-Terphenyl-d14 (Surrogate)	MS	1310670-17	ND	21.456	20.000	ug/L		107		23 - 173
	MSD	1310670-17	ND	22.268	20.000	ug/L	3.7	111		23 - 173

The results in this report apply to the samples analyzed in accordance with the chain of custody document. This analytical report must be reproduced in its entirety.

All results listed in this report are for the exclusive use of the submitting party. BC Laboratories, Inc. assumes no responsibility for report alteration, separation, detachment or third party interpretation.



Asset Laboratories, Inc.-Cerritos
11110 Artesia Blvd., Suite B
Cerritos, CA 90703

Reported: 06/23/2020 14:08
Project: Cerritos
Project Number: N040965: SFPP Norwalk
Project Manager: Emil Angelo Rodriguez

Water Analysis (General Chemistry)

Quality Control Report - Method Blank Analysis

Constituent	QC Sample ID	MB Result	Units	PQL	MDL	Lab Quals
QC Batch ID: B080352						
Total Cyanide	B080352-BLK1	ND	mg/L	0.0050	0.0017	
QC Batch ID: B080362						
Total Sulfide	B080362-BLK1	ND	mg/L	0.10	0.050	
QC Batch ID: B080386						
Ammonia as N (Distilled)	B080386-BLK1	ND	mg/L	0.20	0.067	

The results in this report apply to the samples analyzed in accordance with the chain of custody document. This analytical report must be reproduced in its entirety.

All results listed in this report are for the exclusive use of the submitting party. BC Laboratories, Inc. assumes no responsibility for report alteration, separation, detachment or third party interpretation.



Asset Laboratories, Inc.-Cerritos
11110 Artesia Blvd., Suite B
Cerritos, CA 90703

Reported: 06/23/2020 14:08
Project: Cerritos
Project Number: N040965: SFPP Norwalk
Project Manager: Emil Angelo Rodriguez

Water Analysis (General Chemistry)

Quality Control Report - Laboratory Control Sample

Constituent	QC Sample ID	Type	Result	Spike Level	Units	Percent Recovery	RPD	Control Limits		Lab
								Percent Recovery	RPD	
QC Batch ID: B080352										
Total Cyanide	B080352-BS1	LCS	0.14181	0.15000	mg/L	94.5		90 - 110		
QC Batch ID: B080362										
Total Sulfide	B080362-BS1	LCS	0.47419	0.50000	mg/L	94.8		90 - 110		
QC Batch ID: B080386										
Ammonia as N (Distilled)	B080386-BS1	LCS	1.8571	2.0000	mg/L	92.9		85 - 115		

The results in this report apply to the samples analyzed in accordance with the chain of custody document. This analytical report must be reproduced in its entirety.

All results listed in this report are for the exclusive use of the submitting party. BC Laboratories, Inc. assumes no responsibility for report alteration, separation, detachment or third party interpretation.



Asset Laboratories, Inc.-Cerritos
11110 Artesia Blvd., Suite B
Cerritos, CA 90703

Reported: 06/23/2020 14:08
Project: Cerritos
Project Number: N040965: SFPP Norwalk
Project Manager: Emil Angelo Rodriguez

Water Analysis (General Chemistry)

Quality Control Report - Precision & Accuracy

Constituent	Type	Source Sample ID	Source Result	Result	Spike Added	Units	RPD	Control Limits		Lab Quals
								Percent Recovery	Percent Recovery	
QC Batch ID: B080352		Used client sample: N								
Total Cyanide	DUP	2017199-01	0.050970	0.050370		mg/L	1.2		10	
	MS	2017199-01	0.050970	0.15752	0.10000	mg/L		107		90 - 110
	MSD	2017199-01	0.050970	0.15786	0.10000	mg/L	0.2	107	10	90 - 110
QC Batch ID: B080362		Used client sample: Y - Description: EFF-06-11-20, 06/11/2020 13:15								
Total Sulfide	DUP	2017340-01	ND	ND		mg/L			10	
	MS	2017340-01	ND	0.48174	0.50000	mg/L		96.3		80 - 120
	MSD	2017340-01	ND	0.49307	0.50000	mg/L	2.3	98.6	10	80 - 120
QC Batch ID: B080386		Used client sample: N								
Ammonia as N (Distilled)	DUP	2016737-01	0.61179	0.58017		mg/L	5.3		20	
	MS	2016737-01	0.61179	2.8448	2.3166	mg/L		96.4		80 - 120
	MSD	2016737-01	0.61179	2.9708	2.3166	mg/L	4.3	102	20	80 - 120

The results in this report apply to the samples analyzed in accordance with the chain of custody document. This analytical report must be reproduced in its entirety.

All results listed in this report are for the exclusive use of the submitting party. BC Laboratories, Inc. assumes no responsibility for report alteration, separation, detachment or third party interpretation.



Asset Laboratories, Inc.-Cerritos
11110 Artesia Blvd., Suite B
Cerritos, CA 90703

Reported: 06/23/2020 14:08
Project: Cerritos
Project Number: N040965: SFPP Norwalk
Project Manager: Emil Angelo Rodriguez

Notes And Definitions

- J Estimated Value (CLP Flag)
- MDL Method Detection Limit
- ND Analyte Not Detected
- PQL Practical Quantitation Limit
- A10 Detection and quantitation limits were raised due to matrix interference.
- L01 The Laboratory Control Sample Water (LCSW) recovery is not within laboratory established control limits.
- S09 The surrogate recovery for this compound was not within the control limits.

ANALYTICAL REPORT

Eurofins Calscience Irvine
17461 Derian Ave
Suite 100
Irvine, CA 92614-5817
Tel: (949)261-1022

Laboratory Job ID: 440-267404-1
Client Project/Site: SFPP Norwalk

For:
Asset Laboratories
11110 Artesia Blvd
Ste. B
Cerritos, California 90703

Attn: Emil A Rodriguez



Authorized for release by:
6/16/2020 4:04:06 PM

Janice Hsu, Project Manager I
(949)260-3263
janice.hsu@testamericainc.com

LINKS

Review your project
results through
TotalAccess

Have a Question?



Visit us at:

www.eurofinsus.com/Env

The test results in this report meet all 2003 NELAC, 2009 TNI, and 2016 TNI requirements for accredited parameters, exceptions are noted in this report. This report may not be reproduced except in full, and with written approval from the laboratory. For questions please contact the Project Manager at the e-mail address or telephone number listed on this page.

This report has been electronically signed and authorized by the signatory. Electronic signature is intended to be the legally binding equivalent of a traditionally handwritten signature.

Results relate only to the items tested and the sample(s) as received by the laboratory.



Table of Contents

Cover Page	1
Table of Contents	2
Sample Summary	3
Case Narrative	4
Client Sample Results	5
Method Summary	6
Lab Chronicle	7
QC Sample Results	8
QC Association Summary	10
Definitions/Glossary	11
Certification Summary	12
Chain of Custody	13
Receipt Checklists	14

Sample Summary

Client: Asset Laboratories
Project/Site: SFPP Norwalk

Job ID: 440-267404-1

Lab Sample ID	Client Sample ID	Matrix	Collected	Received	Asset ID
440-267404-1	EFF-06-11-20	Water	06/11/20 13:15	06/12/20 18:28	
440-267404-2	RSW-001-06-11-20	Water	06/11/20 14:20	06/12/20 18:28	
440-267404-3	RSW-002-06-11-20	Water	06/11/20 14:30	06/12/20 18:28	

1

2

3

4

5

6

7

8

9

10

11

12

13

Case Narrative

Client: Asset Laboratories
Project/Site: SFPP Norwalk

Job ID: 440-267404-1

Job ID: 440-267404-1

Laboratory: Eurofins Calscience Irvine

Narrative

**Job Narrative
440-267404-1**

Comments

No additional comments.

Receipt

The samples were received on 6/12/2020 6:28 PM; the samples arrived in good condition, and where required, properly preserved and on ice. The temperature of the cooler at receipt was 5.1° C.

GC/MS VOA

Method 8260B: The continuing calibration verification (CCV) associated with batch 440-612653 recovered above the upper control limit for Acrolein. The samples associated with this CCV were non-detects for the affected analytes; therefore, the data have been reported.

Method 8260B: The laboratory control sample (LCS) for analytical batch 440-612653 recovered outside control limits for the following analyte: Acrolein. This analyte was biased high in the LCS and was not detected in the associated samples; therefore, the data have been reported.

No additional analytical or quality issues were noted, other than those described above or in the Definitions/Glossary page.

VOA Prep

No analytical or quality issues were noted, other than those described in the Definitions/Glossary page.

Client Sample Results

Client: Asset Laboratories
Project/Site: SFPP Norwalk

Job ID: 440-267404-1

Client Sample ID: EFF-06-11-20

Lab Sample ID: 440-267404-1

Date Collected: 06/11/20 13:15

Matrix: Water

Date Received: 06/12/20 18:28

Method: 8260B - Volatile Organic Compounds (GC/MS)

Analyte	Result	Qualifier	RL	MDL	Unit	D	Prepared	Analyzed	Dil Fac
Acrolein	ND		5.0	2.5	ug/L			06/15/20 08:50	1
Acrylonitrile	ND		2.0	1.0	ug/L			06/15/20 08:50	1
Surrogate	%Recovery	Qualifier	Limits				Prepared	Analyzed	Dil Fac
Toluene-d8 (Surr)	105		80 - 128					06/15/20 08:50	1
4-Bromofluorobenzene (Surr)	102		80 - 120					06/15/20 08:50	1
Dibromofluoromethane (Surr)	103		76 - 132					06/15/20 08:50	1

Client Sample ID: RSW-001-06-11-20

Lab Sample ID: 440-267404-2

Date Collected: 06/11/20 14:20

Matrix: Water

Date Received: 06/12/20 18:28

Method: 8260B - Volatile Organic Compounds (GC/MS)

Analyte	Result	Qualifier	RL	MDL	Unit	D	Prepared	Analyzed	Dil Fac
Acrolein	ND		5.0	2.5	ug/L			06/15/20 09:17	1
Acrylonitrile	ND		2.0	1.0	ug/L			06/15/20 09:17	1
Surrogate	%Recovery	Qualifier	Limits				Prepared	Analyzed	Dil Fac
Toluene-d8 (Surr)	112		80 - 128					06/15/20 09:17	1
4-Bromofluorobenzene (Surr)	98		80 - 120					06/15/20 09:17	1
Dibromofluoromethane (Surr)	97		76 - 132					06/15/20 09:17	1

Client Sample ID: RSW-002-06-11-20

Lab Sample ID: 440-267404-3

Date Collected: 06/11/20 14:30

Matrix: Water

Date Received: 06/12/20 18:28

Method: 8260B - Volatile Organic Compounds (GC/MS)

Analyte	Result	Qualifier	RL	MDL	Unit	D	Prepared	Analyzed	Dil Fac
Acrolein	ND		5.0	2.5	ug/L			06/15/20 09:43	1
Acrylonitrile	ND		2.0	1.0	ug/L			06/15/20 09:43	1
Surrogate	%Recovery	Qualifier	Limits				Prepared	Analyzed	Dil Fac
Toluene-d8 (Surr)	106		80 - 128					06/15/20 09:43	1
4-Bromofluorobenzene (Surr)	102		80 - 120					06/15/20 09:43	1
Dibromofluoromethane (Surr)	99		76 - 132					06/15/20 09:43	1

Method Summary

Client: Asset Laboratories
Project/Site: SFPP Norwalk

Job ID: 440-267404-1

Method	Method Description	Protocol	Laboratory
8260B	Volatile Organic Compounds (GC/MS)	SW846	TAL IRV
5030B	Purge and Trap	SW846	TAL IRV

Protocol References:

SW846 = "Test Methods For Evaluating Solid Waste, Physical/Chemical Methods", Third Edition, November 1986 And Its Updates.

Laboratory References:

TAL IRV = Eurofins Calscience Irvine, 17461 Derian Ave, Suite 100, Irvine, CA 92614-5817, TEL (949)261-1022



Lab Chronicle

Client: Asset Laboratories
Project/Site: SFPP Norwalk

Job ID: 440-267404-1

Client Sample ID: EFF-06-11-20

Date Collected: 06/11/20 13:15

Date Received: 06/12/20 18:28

Lab Sample ID: 440-267404-1

Matrix: Water

Prep Type	Batch Type	Batch Method	Run	Dil Factor	Initial Amount	Final Amount	Batch Number	Prepared or Analyzed	Analyst	Lab
Total/NA	Analysis	8260B		1	10 mL	10 mL	612653	06/15/20 08:50	TCN	TAL IRV

Client Sample ID: RSW-001-06-11-20

Date Collected: 06/11/20 14:20

Date Received: 06/12/20 18:28

Lab Sample ID: 440-267404-2

Matrix: Water

Prep Type	Batch Type	Batch Method	Run	Dil Factor	Initial Amount	Final Amount	Batch Number	Prepared or Analyzed	Analyst	Lab
Total/NA	Analysis	8260B		1	10 mL	10 mL	612653	06/15/20 09:17	TCN	TAL IRV

Client Sample ID: RSW-002-06-11-20

Date Collected: 06/11/20 14:30

Date Received: 06/12/20 18:28

Lab Sample ID: 440-267404-3

Matrix: Water

Prep Type	Batch Type	Batch Method	Run	Dil Factor	Initial Amount	Final Amount	Batch Number	Prepared or Analyzed	Analyst	Lab
Total/NA	Analysis	8260B		1	10 mL	10 mL	612653	06/15/20 09:43	TCN	TAL IRV

Laboratory References:

TAL IRV = Eurofins Calscience Irvine, 17461 Derian Ave, Suite 100, Irvine, CA 92614-5817, TEL (949)261-1022

QC Sample Results

Client: Asset Laboratories
Project/Site: SFPP Norwalk

Job ID: 440-267404-1

Method: 8260B - Volatile Organic Compounds (GC/MS)

Lab Sample ID: MB 440-612653/4
Matrix: Water
Analysis Batch: 612653

Client Sample ID: Method Blank
Prep Type: Total/NA

Analyte	MB Result	MB Qualifier	RL	MDL	Unit	D	Prepared	Analyzed	Dil Fac
Acrolein	ND		5.0	2.5	ug/L			06/15/20 08:22	1
Acrylonitrile	ND		2.0	1.0	ug/L			06/15/20 08:22	1

Surrogate	MB %Recovery	MB Qualifier	Limits	Prepared	Analyzed	Dil Fac
Toluene-d8 (Surr)	106		80 - 128		06/15/20 08:22	1
4-Bromofluorobenzene (Surr)	98		80 - 120		06/15/20 08:22	1
Dibromofluoromethane (Surr)	98		76 - 132		06/15/20 08:22	1

Lab Sample ID: LCS 440-612653/1002
Matrix: Water
Analysis Batch: 612653

Client Sample ID: Lab Control Sample
Prep Type: Total/NA

Analyte	Spike Added	LCS Result	LCS Qualifier	Unit	D	%Rec	%Rec. Limits
2-Chloroethyl vinyl ether	25.0	24.1		ug/L		97	37 - 150
Acetonitrile	250	227		ug/L		91	49 - 142
Acrolein	24.7	41.9 *		ug/L		170	10 - 145
Acrylonitrile	250	251		ug/L		100	48 - 140

Surrogate	LCS %Recovery	LCS Qualifier	Limits
Toluene-d8 (Surr)	105		80 - 128
4-Bromofluorobenzene (Surr)	98		80 - 120
Dibromofluoromethane (Surr)	94		76 - 132

Lab Sample ID: 440-267280-B-1 MS
Matrix: Water
Analysis Batch: 612653

Client Sample ID: Matrix Spike
Prep Type: Total/NA

Analyte	Sample Result	Sample Qualifier	Spike Added	MS Result	MS Qualifier	Unit	D	%Rec	%Rec. Limits
2-Chloroethyl vinyl ether	ND		10.0	9.55		ug/L		96	10 - 140
Acetonitrile	ND		100	88.3		ug/L		88	37 - 140
Acrolein	ND	F1 *	9.88	14.4		ug/L		145	10 - 147
Acrylonitrile	ND		100	98.7		ug/L		99	38 - 144

Surrogate	MS %Recovery	MS Qualifier	Limits
Toluene-d8 (Surr)	103		80 - 128
4-Bromofluorobenzene (Surr)	98		80 - 120
Dibromofluoromethane (Surr)	97		76 - 132

Lab Sample ID: 440-267280-B-1 MSD
Matrix: Water
Analysis Batch: 612653

Client Sample ID: Matrix Spike Duplicate
Prep Type: Total/NA

Analyte	Sample Result	Sample Qualifier	Spike Added	MSD Result	MSD Qualifier	Unit	D	%Rec	%Rec. Limits	RPD	Limit
2-Chloroethyl vinyl ether	ND		10.0	9.96		ug/L		100	10 - 140	4	35
Acetonitrile	ND		100	87.7		ug/L		88	37 - 140	1	40
Acrolein	ND	F1 *	9.88	15.2	F1	ug/L		154	10 - 147	6	40
Acrylonitrile	ND		100	103		ug/L		103	38 - 144	4	40

QC Sample Results

Client: Asset Laboratories
Project/Site: SFPP Norwalk

Job ID: 440-267404-1

Method: 8260B - Volatile Organic Compounds (GC/MS) (Continued)

Lab Sample ID: 440-267280-B-1 MSD

Matrix: Water

Analysis Batch: 612653

Client Sample ID: Matrix Spike Duplicate

Prep Type: Total/NA

<u>Surrogate</u>	<u>MSD MSD</u>		<u>Limits</u>
	<u>%Recovery</u>	<u>Qualifier</u>	
<i>Toluene-d8 (Surr)</i>	103		80 - 128
<i>4-Bromofluorobenzene (Surr)</i>	99		80 - 120
<i>Dibromofluoromethane (Surr)</i>	100		76 - 132

- 1
- 2
- 3
- 4
- 5
- 6
- 7
- 8
- 9
- 10
- 11
- 12
- 13

QC Association Summary

Client: Asset Laboratories
Project/Site: SFPP Norwalk

Job ID: 440-267404-1

GC/MS VOA

Analysis Batch: 612653

Lab Sample ID	Client Sample ID	Prep Type	Matrix	Method	Prep Batch
440-267404-1	EFF-06-11-20	Total/NA	Water	8260B	
440-267404-2	RSW-001-06-11-20	Total/NA	Water	8260B	
440-267404-3	RSW-002-06-11-20	Total/NA	Water	8260B	
MB 440-612653/4	Method Blank	Total/NA	Water	8260B	
LCS 440-612653/1002	Lab Control Sample	Total/NA	Water	8260B	
440-267280-B-1 MS	Matrix Spike	Total/NA	Water	8260B	
440-267280-B-1 MSD	Matrix Spike Duplicate	Total/NA	Water	8260B	

- 1
- 2
- 3
- 4
- 5
- 6
- 7
- 8
- 9
- 10
- 11
- 12
- 13

Definitions/Glossary

Client: Asset Laboratories
Project/Site: SFPP Norwalk

Job ID: 440-267404-1

Qualifiers

GC/MS VOA

Qualifier	Qualifier Description
*	LCS or LCSD is outside acceptance limits.
F1	MS and/or MSD recovery exceeds control limits.

Glossary

Abbreviation	These commonly used abbreviations may or may not be present in this report.
□	Listed under the "D" column to designate that the result is reported on a dry weight basis
%R	Percent Recovery
CFL	Contains Free Liquid
CFU	Colony Forming Unit
CNF	Contains No Free Liquid
DER	Duplicate Error Ratio (normalized absolute difference)
Dil Fac	Dilution Factor
DL	Detection Limit (DoD/DOE)
DL, RA, RE, IN	Indicates a Dilution, Re-analysis, Re-extraction, or additional Initial metals/anion analysis of the sample
DLC	Decision Level Concentration (Radiochemistry)
EDL	Estimated Detection Limit (Dioxin)
LOD	Limit of Detection (DoD/DOE)
LOQ	Limit of Quantitation (DoD/DOE)
MCL	EPA recommended "Maximum Contaminant Level"
MDA	Minimum Detectable Activity (Radiochemistry)
MDC	Minimum Detectable Concentration (Radiochemistry)
MDL	Method Detection Limit
ML	Minimum Level (Dioxin)
MPN	Most Probable Number
MQL	Method Quantitation Limit
NC	Not Calculated
ND	Not Detected at the reporting limit (or MDL or EDL if shown)
NEG	Negative / Absent
POS	Positive / Present
PQL	Practical Quantitation Limit
PRES	Presumptive
QC	Quality Control
RER	Relative Error Ratio (Radiochemistry)
RL	Reporting Limit or Requested Limit (Radiochemistry)
RPD	Relative Percent Difference, a measure of the relative difference between two points
TEF	Toxicity Equivalent Factor (Dioxin)
TEQ	Toxicity Equivalent Quotient (Dioxin)
TNTC	Too Numerous To Count

Accreditation/Certification Summary

Client: Asset Laboratories
Project/Site: SFPP Norwalk

Job ID: 440-267404-1

Laboratory: Eurofins Calscience Irvine

The accreditations/certifications listed below are applicable to this report.

Authority	Program	Identification Number	Expiration Date
California	State	2706	06-30-20

- 1
- 2
- 3
- 4
- 5
- 6
- 7
- 8
- 9
- 10
- 11
- 12
- 13

Contact us:
 Nevada 3151 W Post Road, Las Vegas, NV 89118
 P 702 307.2659 F 702.307.2691
 California 11110 Artesia Blvd., Ste B, Cerritos, CA 90703
 P 562 219.7435 F 562 219 7436
 www.assetlaboratories.com

CHAIN OF CUSTODY RECORD

Client: ASSET Laboratories Address: 11110 Artesia Blvd Ste B Address: Cerritos, CA 90703 Phone: 562.219.7435 Fax: 562.219.7436 Submitted By: Emil Angelo Rodriguez		Report to: Emil Angelo Rodriguez Company: ASSET Laboratories Email: emilangelo@assetlaboratories.com Address: 11110 Artesia Blvd Ste B Cerritos, CA 90703 Phone: 562.881.0611 Fax: 562.219.7436 Sampled by: SIGNED		Bill to: Elvira Allegaert/Accounts Payable Address: 11110 Artesia Blvd Ste B Cerritos, CA 90703 Email to: elvira@assetlaboratories.com Phone: 562.219.7435 Fax: 562.218.7436 PO# N40965E		EDD Requirement Excel EDD <input type="checkbox"/> Geotracker <input type="checkbox"/> LabSpec <input type="checkbox"/> Level III <input type="checkbox"/> Others <input type="checkbox"/> Specify _____ Global ID _____		QA/QC RTNE <input type="checkbox"/> RWQCB <input type="checkbox"/> Call Trans <input type="checkbox"/> Level III <input type="checkbox"/> LEVEL IV <input type="checkbox"/> Regulatory <input type="checkbox"/> Specify State _____		Sample Receipt Condition Y <input type="checkbox"/> N <input type="checkbox"/> 1 Chilled <input type="checkbox"/> 2 Headspace <input type="checkbox"/> 3 Container Intact <input type="checkbox"/> 4 Seal Present <input type="checkbox"/> 5 IR number _____ 6 Method of Cooling _____ Sample Temp: _____			
Signature: _____ Date: _____ I hereby authorize ASSET Labs to perform the tests indicated below		Signature: _____ Date: _____ I attest to the validity and authenticity of this sample. I am aware that tampering with or intentionally mislabeling the sample location, date or time of collection is considered fraud and may be grounds for legal action		Matrix Ground <input type="checkbox"/> Sediment <input type="checkbox"/> Potable <input type="checkbox"/> Soil <input type="checkbox"/> NPDES <input type="checkbox"/> Other Solid <input type="checkbox"/> Surface <input type="checkbox"/>		Analyses Requested Acrolein, Acrylonitrile (SW8260)		Turn Around Time (TAT) Turn Around Time (TAT) _____ Container Type _____ No. of Containers _____ Tracking No _____ Counter _____		Remarks EDD Requirement CH2MHILL LabSpec7 edata. Please report "J" flagged down to MDL format. Limited Sample: 1 VOA unpreserved each Acrolein (RL-6) Acrylonitrile (RL-2)			
Project Name: SFPP Norwalk Project Number: _____		Signature: _____ Date: _____		Signature: _____ Date: _____		Signature: _____ Date: _____		Signature: _____ Date: _____		Signature: _____ Date: _____			
Item No. 1 Laboratory Work Order No. EFF-06-11-20 Sample ID/Location: EFF-06-11-20 Date / Time: 6/11/2020 1315 Matrix: Water X Others: _____		Item No. 2 Laboratory Work Order No. RSW-001-06-11-20 Sample ID/Location: RSW-001-06-11-20 Date / Time: 6/11/2020 1420 Matrix: Water X Others: _____		Item No. 3 Laboratory Work Order No. RSW-002-06-11-20 Sample ID/Location: RSW-002-06-11-20 Date / Time: 6/11/2020 1430 Matrix: Water X Others: _____		Item No. 4 Laboratory Work Order No. _____ Sample ID/Location: _____ Date / Time: _____ Matrix: _____ Others: _____		Item No. 5 Laboratory Work Order No. _____ Sample ID/Location: _____ Date / Time: _____ Matrix: _____ Others: _____		Item No. 6 Laboratory Work Order No. _____ Sample ID/Location: _____ Date / Time: _____ Matrix: _____ Others: _____		Item No. 7 Laboratory Work Order No. _____ Sample ID/Location: _____ Date / Time: _____ Matrix: _____ Others: _____	
Item No. 8 Laboratory Work Order No. _____ Sample ID/Location: _____ Date / Time: _____ Matrix: _____ Others: _____		Item No. 9 Laboratory Work Order No. _____ Sample ID/Location: _____ Date / Time: _____ Matrix: _____ Others: _____		Item No. 10 Laboratory Work Order No. _____ Sample ID/Location: _____ Date / Time: _____ Matrix: _____ Others: _____		Item No. 11 Laboratory Work Order No. _____ Sample ID/Location: _____ Date / Time: _____ Matrix: _____ Others: _____		Special Instructions: include reports@assetlaboratories.com, tmailr@assetlaboratories.com, sonny.lorenzo@assetlaboratories.com, lucille.golosinda@assetlaboratories.com when reporting Results Needed 6/15/20		Turn Around Time (TAT) Turn Around Time (TAT) _____ Container Type _____ No. of Containers _____ Tracking No _____ Counter _____			
Relinquished by (Signature and Printed Name): _____ Date / Time: 6/10/20 1800		Relinquished by (Signature and Printed Name): _____ Date / Time: 6/12/20 1800		Relinquished by (Signature and Printed Name): _____ Date / Time: 6/12/20 1800		Relinquished by (Signature and Printed Name): _____ Date / Time: 6/12/20 1800		Relinquished by (Signature and Printed Name): _____ Date / Time: 6/12/20 1800		Relinquished by (Signature and Printed Name): _____ Date / Time: 6/12/20 1800			
Terms: All samples will be disposed in 45 days upon receipt and records will be destroyed in 5 years upon submission of final report Regular TAT is 5-7 business days, surcharges will apply for rush analysis Less than 24 Hrs = 200% Next Day = 100% 2 Workdays = 50% 3 Workdays = 35% 4 Workdays = 20% Custom EDD formats will be an additional 3% of the total project price Add 10% surcharge for Level III Data Packages, 15% for Level IV Data Packages Surcharge applied on total project		Terms: Trip Blanks and Equipment Blanks are billable samples ASSET Laboratories is not responsible for samples collected using incorrect methodology Terms are net 30 Days All reports are submitted in electronic format Please inform ASSET Laboratories if hard copy of report is needed For subcontract analyses TAT and Surcharges will vary		Terms: Trip Blanks and Equipment Blanks are billable samples ASSET Laboratories is not responsible for samples collected using incorrect methodology Terms are net 30 Days All reports are submitted in electronic format Please inform ASSET Laboratories if hard copy of report is needed For subcontract analyses TAT and Surcharges will vary		Terms: Trip Blanks and Equipment Blanks are billable samples ASSET Laboratories is not responsible for samples collected using incorrect methodology Terms are net 30 Days All reports are submitted in electronic format Please inform ASSET Laboratories if hard copy of report is needed For subcontract analyses TAT and Surcharges will vary		Terms: Trip Blanks and Equipment Blanks are billable samples ASSET Laboratories is not responsible for samples collected using incorrect methodology Terms are net 30 Days All reports are submitted in electronic format Please inform ASSET Laboratories if hard copy of report is needed For subcontract analyses TAT and Surcharges will vary		Terms: Trip Blanks and Equipment Blanks are billable samples ASSET Laboratories is not responsible for samples collected using incorrect methodology Terms are net 30 Days All reports are submitted in electronic format Please inform ASSET Laboratories if hard copy of report is needed For subcontract analyses TAT and Surcharges will vary		Terms: Trip Blanks and Equipment Blanks are billable samples ASSET Laboratories is not responsible for samples collected using incorrect methodology Terms are net 30 Days All reports are submitted in electronic format Please inform ASSET Laboratories if hard copy of report is needed For subcontract analyses TAT and Surcharges will vary	



Login Sample Receipt Checklist

Client: Asset Laboratories

Job Number: 440-267404-1

Login Number: 267404

List Number: 1

Creator: Bonta, Lucia F

List Source: Eurofins Irvine

Question	Answer	Comment
Radioactivity wasn't checked or is </= background as measured by a survey meter.	True	
The cooler's custody seal, if present, is intact.	N/A	Not present
Sample custody seals, if present, are intact.	N/A	Not Present
The cooler or samples do not appear to have been compromised or tampered with.	True	
Samples were received on ice.	True	
Cooler Temperature is acceptable.	True	
Cooler Temperature is recorded.	True	
COC is present.	True	
COC is filled out in ink and legible.	True	
COC is filled out with all pertinent information.	True	
Is the Field Sampler's name present on COC?	True	
There are no discrepancies between the containers received and the COC.	True	
Samples are received within Holding Time (excluding tests with immediate HTs)	True	
Sample containers have legible labels.	True	
Containers are not broken or leaking.	True	
Sample collection date/times are provided.	True	
Appropriate sample containers are used.	True	
Sample bottles are completely filled.	True	
Sample Preservation Verified.	N/A	
There is sufficient vol. for all requested analyses, incl. any requested MS/MSDs	True	
Containers requiring zero headspace have no headspace or bubble is <6mm (1/4").	True	
Multiphasic samples are not present.	True	
Samples do not require splitting or compositing.	True	
Residual Chlorine Checked.	N/A	





LA Testing

520 Mission Street South Pasadena, CA 91030
 Phone/Fax: (323) 254-9960 / (323) 254-9982
<http://www.LATesting.com> / pasadenalab@latesting.com

LA Testing Order ID: 322010575
 Customer ID: ASLB42
 Customer PO:
 Project ID:

Attn: Elvira Allegaert
 Asset Laboratories
 11060 Artesia Blvd
 Suite B
 Cerritos, CA 90703

Phone: (562) 219-7435
Fax:
Received: 06/12/2020
Analyzed: 06/17/2020

Proj: SFPP Norwalk

Test Report: Determination of Asbestos Structures $\geq 0.5 \mu\text{m}$ & $> 10\mu\text{m}$ in Water Performed by the 100.2 Method (EPA 600/R-94/134)

Sample ID Client / EMSL	Sample Filtration Date/Time	Original Sample Vol. Filtered (ml)	Effective Filter Area (mm ²)	Area Analyzed (mm ²)	ASBESTOS					
					Asbestos Types	Fibers Detected	Analytical Sensitivity	Concentration MFL (million fibers per liter)	Confidence Limits	
EFF-06-11-20 322010575-0001	6/12/2020 02:55 PM	100	1288	0.0640	$\geq 0.5 \mu\text{m}$	None Detected	ND	0.20	<0.20	0.00 - 0.74
					$> 10 \mu\text{m}$ only	None Detected	ND	0.20	<0.20	0.00 - 0.74
Collection Date/Time: 06/11/2020 13:15 PM										
RSW-001-06-11-20 322010575-0002	6/12/2020 02:55 PM	5	1288	0.2560	$\geq 0.5 \mu\text{m}$	Chrysotile	1	1.00	1.00	0.03 - 5.60
					$> 10 \mu\text{m}$ only	Chrysotile	1	1.00	1.00	0.03 - 5.60
Collection Date/Time: 06/11/2020 14:20 PM										
RSW-002-06-11-20 322010575-0003	6/12/2020 02:55 PM	5	1288	0.2560	$\geq 0.5 \mu\text{m}$	Chrysotile	1	1.00	1.00	0.03 - 5.60
					$> 10 \mu\text{m}$ only	None Detected	ND	1.00	<1.00	0.00 - 3.70
Collection Date/Time: 06/11/2020 14:30 PM										

Analyst(s)
 Kyeong Corbin (3)

Jerry Drapala Ph.D, Laboratory Manager
 or Other Approved Signatory

Any questions please contact Jerry Drapala.

Initial report from: 06/18/2020 11:59:23

Sample collection and containers provided by the client, acceptable bottle blank level is defined as $\leq 0.01\text{MFL} > 10\mu\text{m}$. ND=None Detected. This report relates only to those items tested. This report may not be reproduced, except in full, without written permission by LA Testing. Samples received in good condition unless otherwise noted.

Samples analyzed by LA Testing South Pasadena, CA CA ELAP 2283

Report Prepared for:

Emil Rodriguez
Asset Laboratories
11110 Artesia Blvd Ste B
Cerritos CA 90703

**REPORT OF
LABORATORY
ANALYSIS FOR
PCDD/PCDF**

Report Information:


Pace Project #: 10521531
Sample Receipt Date: 06/15/2020
Client Project #: SFPP Norwalk
Client Sub PO #: N40965C
State Cert #: 2929

Invoicing & Reporting Options:

The report provided has been invoiced as a Level 2 PCDD/PCDF Report. If an upgrade of this report package is requested, an additional charge may be applied.

Please review the attached invoice for accuracy and forward any questions to Joanne Richardson, your Pace Project Manager.

This report has been reviewed by:



June 25, 2020

Joanne Richardson,
(612) 607-6453
(612) 607-6444 (fax)



Report of Laboratory Analysis

This report should not be reproduced, except in full, without the written consent of Pace Analytical Services, Inc.

The results relate only to the samples included in this report.

Report Prepared Date:

June 25, 2020



DISCUSSION

This report presents the results from the analyses performed on three samples submitted by a representative of Asset Laboratories. The samples were analyzed for the presence or absence of polychlorodibenzo-p-dioxins (PCDDs) and polychlorodibenzofurans (PCDFs) using a modified version of USEPA Method 8290. The estimated detection limits (EDLs) were based on signal-to-noise measurements. Estimated maximum possible concentration (EMPC) values were treated as positives in the toxic equivalence calculations.

The recoveries of the isotopically-labeled PCDD/PCDF internal standards in the sample extracts ranged from 39-125%. Except for one low value, which was flagged "R" on the results table, the labeled internal standard recoveries obtained for this project were within the 40-135% target range specified in Method 8290. Also, since the quantification of the native 2,3,7,8-substituted congeners was based on isotope dilution, the data were automatically corrected for variation in recovery and accurate values were obtained.

Values were flagged "I" where incorrect isotope ratios were obtained. Concentrations below the calibration range were flagged "J" and should be regarded as estimates.

A laboratory method blank was prepared and analyzed with the sample batch as part of our routine quality control procedures. The results show the blank to contain trace levels of selected congeners. These levels were below the calibration range of the method. The concentrations reported for the affected congeners in the field samples were higher than the corresponding blank levels by one or more orders of magnitude. These results indicate that the sample processing steps did not contribute significantly to the levels reported for the field samples.

Laboratory spike samples were also prepared using clean reference matrix that had been fortified with native standard materials. The results show that the spiked native compounds were recovered at 91-120% with relative percent differences of 0.0-12.9%. These results were within the target ranges for the method. Matrix spikes were not prepared with the sample batch.

REPORT OF LABORATORY ANALYSIS

This report shall not be reproduced, except in full,
without the written consent of Pace Analytical Services, Inc.



Minnesota Laboratory Certifications

Authority	Certificate #	Authority	Certificate #
A2LA	2926.01	Minnesota - De	via MN-ELAP
Alabama	40770	Minnesota - Pet	1240
Alaska - DW	MN00064	Mississippi	MN00064
Alaska - UST	17-009	Missouri - DW	10100
Arizona	AZ0014	Montana	CERT0092
Arkansas - DW	MN00064	Nebraska	NE-OS-18-06
Arkansas - WW	19-039-0 (88-06)	Nevada	MN000642020-
CNMI Saipan	MP0003	New Hampshire	208120-B (2081
California	2929	New Jersey (NE	NLC 190003 (M
Colorado	MN00064	New York	11647
Connecticut	PH-0256	North Carolina -	27700
EPA Region 8+	via MN 027-053	North Carolina -	530
Florida (NELAP)	E87605	North Dakota	R-036
Georgia	959	Ohio - DW	41244
Guam	20-001R	Ohio - VAP	CL101
Hawaii	MN00064	Oklahoma	2019-041 (9507
Idaho	MN00064	Oregon - Primar	MN300001-012
Illinois	004575 (20001	Oregon - Secon	MN200001-013
Indiana	C-MN-01	Pennsylvania	018 (68-00563)
Iowa	368	Puerto Rico	MN00064
Kansas	E-10167	South Carolina	74003001 (740
Kentucky - DW	90062	Tennessee	TN02818
Kentucky - WW	90062	Texas	T104704192
Louisiana - DE	03086 (84596)	Utah (NELAP)	MN000642019-
Louisiana - DH	LA006	Vermont	VT-027053137
Louisiana - DW	MN00064	Virginia	10570 (460163)
Maine	2019018 (238)(Washington	C486-20 (C486)
Maryland	322	West Virginia -	382
Massachusetts	M-MN064	West Virginia -	9952C
Michigan	9909	Wisconsin	999407970
Minnesota	1857409	Wyoming - UST	2926.01

REPORT OF LABORATORY ANALYSIS

This report shall not be reproduced, except in full,
 without the written consent of Pace Analytical Services, Inc.

Report No.....10521531

Appendix A

Sample Management



ASSET LABORATORIES

ANALYTICAL SUPPORT SERVICES FOR ENVIRONMENTAL

SUBCOG to PACE

CHAIN OF CUSTODY RECORD

Contact us:
 Nevada: 3151 W. Post Road, Las Vegas, NV 89118
 P: 702.307.2659 F: 702.307.2691
 California: 11110 Artesia Blvd., Ste B, Cerritos, CA 90703
 P: 562.219.7435 F: 562.219.7436
 www.assetlaboratories.com

Page 1 of 1

Client: ASSET Laboratories		Report to: Emil Angelo Rodriguez		Bill to: Elvira Allegaert/Accounts Payable		EDD Requirement		QA/QC		Sample Receipt Condition	
Address: 11110 Artesia Blvd Ste B		Company: ASSET Laboratories		Address: 11110 Artesia Blvd Ste B		Excel EDD <input checked="" type="checkbox"/>		RTNE <input type="checkbox"/>		Y N	
Address: Cerritos, CA 90703		Email: emilangelo@assetlaboratories.com		Address: Cerritos, CA 90703		Geotracker <input type="checkbox"/>		RWQCB <input type="checkbox"/>		1. Chilled <input type="checkbox"/>	
Phone: 562.219.7435 Fax: 562.219.7436		Address: 11110 Artesia Blvd Ste B		Email to: elvira@assetlaboratories.com PO#: N40965C		Labspec <input type="checkbox"/>		Cal/Trans <input type="checkbox"/>		2. Headspace <input type="checkbox"/>	
Submitted By: Emil Angelo Rodriguez		Address: Cerritos, CA 90703		Phone: 562.219.7435 Fax: 562.218.7436		Others <input type="checkbox"/>		Level III <input type="checkbox"/>		3. Container Intact <input type="checkbox"/>	
Title: Project Manager		Phone: 562.881.0611 Fax: 562.219.7436		Global ID:		Specify:		LEVEL IV <input type="checkbox"/>		4. Seal Present <input type="checkbox"/>	
Signature: _____ Date: _____		Sampled by: _____ SIGNED		Matrix		Analyses Requested		Regulatory <input type="checkbox"/>		5. IR number <input type="checkbox"/>	
Project Name: SFPP Norwalk		I attest to the validity and authenticity of this sample. I am aware that tampering with or intentionally mislabeling the sample location, date or time of collection is considered fraud and may be grounds for legal action.		Waste <input checked="" type="checkbox"/> Sediment <input type="checkbox"/>		2, 3, 7, 8-TCDD and TCDD Equivalents (SW8290)		Turn Around Time (TAT)		6. Method of Cooling <input type="checkbox"/>	
Project Number:		Signature: _____ Date: _____		Potable <input type="checkbox"/> Soil <input type="checkbox"/>							
				NPDES <input type="checkbox"/> Other Solid <input type="checkbox"/>							
				Surface <input type="checkbox"/>							
I hereby authorize ASSET Labs to perform the tests indicated below:										7. Sample Temp: _____	
Counter:		Tracking No.:								Remarks:	

Relinquished by (Signature and Printed Name): EMIL R Date / Time: 6/12/20 1613	Received by (Signature and Printed Name): RHL/Pace Date / Time: 6/15/20 850	Turn Around Time (TAT) <input type="checkbox"/> A = <24Hrs or Same Day <input type="checkbox"/> B = Next Workday <input type="checkbox"/> C = 2 Workdays <input type="checkbox"/> D = 3 Workdays <input checked="" type="checkbox"/> E = Routine 5-7 Workdays TAT starts at 8 AM the following day if samples are received after 3:00 PM	Special Instructions: include reports@assetlaboratories.com, tmlit@assetlaboratories.com, sonny.lorenzo@assetlaboratories.com, lucille.golosinda@assetlaboratories.com when reporting T=13.5
Relinquished by (Signature and Printed Name): _____ Date / Time: _____	Received by (Signature and Printed Name): _____ Date / Time: _____		
Relinquished by (Signature and Printed Name): _____ Date / Time: _____	Received by (Signature and Printed Name): _____ Date / Time: _____		

Terms All samples will be disposed in 45 days upon receipt and records will be destroyed in 5 years upon submission of final report. 2. Regular TAT is 5-7 business days, surcharges will apply for rush analysis Less than 24 Hrs = 200% Next Day = 100% 2 Workdays = 50% 3 Workdays = 35% 4 Workdays = 20% 3. Custom EDD formats will be an additional 3% of the total project price. 4. Add 10% surcharge for Level III Data Packages, 15% for Level IV Data Packages. Surcharge applied on total project				5. Trip Blanks and Equipment Blanks are billable sample. 6. ASSET Laboratories is not responsible for samples collected using incorrect methodology. 7. Terms are net 30 Days. 8. All reports are submitted in electronic format. Please inform ASSET Laboratories if hard copy of report is needed. 9. For subcontract analysis, TAT and Surcharges will vary.				Preservatives: H: HCl N: HNO ₃ S: H ₂ SO ₄ C: <= 6°C Z: Zn(AC) ₂ O: NaOH T: Na ₂ S ₂ O ₃				Container Type: T = Tube V = VOA P = Pint J = Jar B = Tedlar G = Glass M = Metal P = Plastic C = Can			
--	--	--	--	---	--	--	--	--	--	--	--	--	--	--	--

WO#: 10521531



10521531

EDD Requirement CH2MHILL Labspec7 edata. Please report "J" flagged down to MDL format.

REPORT NO. 10521531 RECEIVED

AGED



Document Name: Sample Condition Upon Receipt (SCUR) - MN

Document Revised: 27Mar2020 Page 1 of 1

Document No.: ENV-FRM-MIN4-0150 Rev.00

Pace Analytical Services - Minneapolis

Sample Condition Upon Receipt

Client Name:

Project #:

WO#: 10521531

Asset Laboratories

PM: JMR

Due Date: 06/29/20

CLIENT: Asset Labs

Courier: [X] Fed Ex [] UPS [] USPS [] Client [] Pace [] Speedee [] Commercial See Exceptions

Tracking Number: 7706 9462 7568

Custody Seal on Cooler/Box Present? [] Yes [X] No Seals Intact? [] Yes [X] No Biological Tissue Frozen? [] Yes [] No [X] N/A

Packing Material: [] Bubble Wrap [X] Bubble Bags [] None [] Other: Temp Blank? [] Yes [X] No

Thermometer: [X] T1(0461) [] T2(1336) [] T3(0459) [] T4(0254) [] T5(0489) Type of Ice: [] Wet [] Blue [] None [] Dry [X] Melted

Did Samples Originate in West Virginia? [] Yes [X] No Were All Container Temps Taken? [] Yes [] No [X] N/A

Temp should be above freezing to 6°C Cooler Temp Read w/temp blank: °C Average Corrected Temp (no temp blank only): [X] See Exceptions [] 1 Container Correction Factor: -0.1 Cooler Temp Corrected w/temp blank: °C 13.5°C

USDA Regulated Soil: ([] N/A, water sample/Other:) Date/Initials of Person Examining Contents: RHL G/15/20 Did samples originate in a quarantine zone within the United States: AL, AR, CA, FL, GA, ID, LA, MS, NC, NM, NY, OK, OR, SC, TN, TX or VA (check maps)? [] Yes [] No Did samples originate from a foreign source (internationally, including Hawaii and Puerto Rico)? [] Yes [] No

If Yes to either question, fill out a Regulated Soil Checklist (F-MN-Q-338) and include with SCUR/COC paperwork.

Table with 2 columns: Question and COMMENTS. Contains 14 numbered rows of questions and checkboxes.

CLIENT NOTIFICATION/RESOLUTION

Person Contacted: Date/Time: Field Data Required? [] Yes [] No

Project Manager Review:

Joanne Richardson

Date: 6-15-20

Note: Whenever there is a discrepancy affecting North Carolina compliance samples, a copy of this form will be sent to the North Carolina DEHNR Certification Office (i.e. out of hold, incorrect preservative, out of temp, incorrect containers).



Document Name: Sample Condition Upon Receipt (SCUR) - MN

Document No.: ENV-FRM-MIN4-0150 Rev.00

Page 1 of 1 Pace Analytical Services - Minneapolis

Sample Condition Upon Receipt

Client Name: ASSET LABORATORIES Project #: WO#: 10521531

PM: JMR Due Date: 06/29/20 CLIENT: Asset Labs

Courier: Fed Ex UPS USPS Client Pace Speedee Commercial See Exceptions

Tracking Number: 7707 1101 1720 Custody Seal on Cooler/Box Present? Yes No Seals Intact? Yes No Biological Tissue Frozen? Yes No N/A

Packing Material: Bubble Wrap Bubble Bags None Other: PB Temp Blank? Yes No

Thermometer: T1(0461) T2(1336) T3(0459) T4(0254) T5(0489) Type of Ice: Wet Blue None Dry Melted

Did Samples Originate in West Virginia? Yes No Were All Container Temps Taken? Yes No N/A

Temp should be above freezing to 6°C Cooler Temp Read w/temp blank: °C Average Corrected Temp (no temp blank only): See Exceptions 5.1 °C 1 Container

USDA Regulated Soil: N/A, water sample/Other: Date/Initials of Person Examining Contents: GINZ 6/16/20

Did samples originate in a quarantine zone within the United States: AL, AR, CA, FL, GA, ID, LA, MS, NC, NM, NY, OK, OR, SC, TN, TX or VA (check maps)? Yes No

Did samples originate from a foreign source (internationally, including Hawaii and Puerto Rico)? Yes No


If Yes to either question, fill out a Regulated Soil Checklist (F-MN-Q-338) and include with SCUR/COC paperwork.

Table with 2 columns: Question and COMMENTS. Contains 14 numbered rows of inspection criteria and their status.

CLIENT NOTIFICATION/RESOLUTION Person Contacted: Date/Time: Field Data Required? Yes No

Project Manager Review: Kirsten Hoffberg Date: 6/16/2020 Note: Whenever there is a discrepancy affecting North Carolina compliance samples, a copy of this form will be sent to the North Carolina DEHNR Certification Office (i.e. out of hold, incorrect preservative, out of temp, incorrect containers).

Labeled by: GINZ

	Document Name: Sample Condition Upon Receipt (SCUR) Exception Form	Document Revised: 04Jun2020 Page 1 of 1
	Document No.: ENV-FRM-MIN4-0142 Rev.01	Pace Analytical Services - Minneapolis

SCUR Exceptions:

Workorder #:

Out of Temp Sample IDs	Container Type	# of Containers	PM Notified? <input type="checkbox"/> Yes <input type="checkbox"/> No													
			If yes, indicate who was contacted/date/time. If no, indicate reason why.													
			Multiple Cooler Project? <input type="checkbox"/> Yes <input type="checkbox"/> No If you answered yes, fill out information to the left.													
			<table border="1"> <thead> <tr> <th colspan="3">No Temp Blank</th> </tr> <tr> <th>Read Temp</th> <th>Corrected Temp</th> <th>Average Temp</th> </tr> </thead> <tbody> <tr> <td>4.9</td> <td rowspan="5">true</td> <td>5.1</td> </tr> <tr> <td>5.0</td> </tr> <tr> <td>4.5</td> </tr> <tr> <td>5.8</td> </tr> <tr> <td></td> </tr> </tbody> </table>	No Temp Blank			Read Temp	Corrected Temp	Average Temp	4.9	true	5.1	5.0	4.5	5.8	
No Temp Blank																
Read Temp	Corrected Temp	Average Temp														
4.9	true	5.1														
5.0																
4.5																
5.8																

Tracking Number/Temperature	

Issue Type:	Container Type	# of Containers
Sample ID	Type	

pH Adjustment Log for Preserved Samples

Sample ID	Type of Preserv.	pH Upon Receipt	Date Adjusted	Time Adjusted	Amount Added (mL)	Lot # Added	pH After	In Compliance after addition?	Initials
								<input type="checkbox"/> Yes <input type="checkbox"/> No	
								<input type="checkbox"/> Yes <input type="checkbox"/> No	
								<input type="checkbox"/> Yes <input type="checkbox"/> No	
								<input type="checkbox"/> Yes <input type="checkbox"/> No	

Comments:

Reporting Flags

- A = Reporting Limit based on signal to noise
- B = Less than 10x higher than method blank level
- C = Result obtained from confirmation analysis
- D = Result obtained from analysis of diluted sample
- E = Exceeds calibration range
- I = Interference present
- J = Estimated value
- L = Suppressive interference, analyte may be biased low
- Nn = Value obtained from additional analysis
- P = PCDE Interference
- R = Recovery outside target range
- S = Peak saturated
- U = Analyte not detected
- V = Result verified by confirmation analysis
- X = %D Exceeds limits
- Y = Calculated using average of daily RFs
- * = See Discussion

REPORT OF LABORATORY ANALYSIS

This report shall not be reproduced, except in full,
without the written consent of Pace Analytical Services, Inc.

Report No.....10521531

Appendix B

Sample Analysis Summary



Method 8290 Sample Analysis Results

Client - Asset Laboratories

Client's Sample ID	EFF-06-11-20		
Lab Sample ID	10521531001		
Filename	U200623B_03		
Injected By	SMT		
Total Amount Extracted	879 mL	Matrix	Water
% Moisture	NA	Dilution	NA
Dry Weight Extracted	NA	Collected	06/11/2020 13:15
ICAL ID	U200419	Received	06/15/2020 08:50
CCal Filename(s)	U200623A_21 & U200623B_06	Extracted	06/19/2020 12:00
Method Blank ID	BLANK-80325	Analyzed	06/24/2020 03:11

Native Isomers	Conc pg/L	EMPC pg/L	EDL pg/L	Internal Standards	ng's Added	Percent Recovery
2,3,7,8-TCDF	ND	----	0.61	2,3,7,8-TCDF-13C	2.00	120
Total TCDF	ND	----	0.61	2,3,7,8-TCDD-13C	2.00	109
				1,2,3,7,8-PeCDF-13C	2.00	119
2,3,7,8-TCDD	ND	----	0.71	2,3,4,7,8-PeCDF-13C	2.00	117
Total TCDD	ND	----	0.71	1,2,3,7,8-PeCDD-13C	2.00	114
				1,2,3,4,7,8-HxCDF-13C	2.00	107
1,2,3,7,8-PeCDF	ND	----	0.47	1,2,3,6,7,8-HxCDF-13C	2.00	111
2,3,4,7,8-PeCDF	ND	----	0.34	2,3,4,6,7,8-HxCDF-13C	2.00	118
Total PeCDF	ND	----	0.34	1,2,3,7,8,9-HxCDF-13C	2.00	125
				1,2,3,4,7,8-HxCDD-13C	2.00	101
1,2,3,7,8-PeCDD	ND	----	0.89	1,2,3,6,7,8-HxCDD-13C	2.00	96
Total PeCDD	ND	----	0.89	1,2,3,4,6,7,8-HpCDF-13C	2.00	94
				1,2,3,4,7,8,9-HpCDF-13C	2.00	105
1,2,3,4,7,8-HxCDF	0.78	----	0.70 J	1,2,3,4,6,7,8-HpCDD-13C	2.00	113
1,2,3,6,7,8-HxCDF	ND	----	0.79	OCDD-13C	4.00	105
2,3,4,6,7,8-HxCDF	ND	----	0.55			
1,2,3,7,8,9-HxCDF	ND	----	0.78	1,2,3,4-TCDD-13C	2.00	NA
Total HxCDF	0.78	----	0.55 J	1,2,3,7,8,9-HxCDD-13C	2.00	NA
1,2,3,4,7,8-HxCDD	ND	----	0.79	2,3,7,8-TCDD-37Cl4	0.20	111
1,2,3,6,7,8-HxCDD	ND	----	0.64			
1,2,3,7,8,9-HxCDD	ND	----	0.49			
Total HxCDD	ND	----	0.49			
1,2,3,4,6,7,8-HpCDF	ND	----	0.97	Total 2,3,7,8-TCDD		
1,2,3,4,7,8,9-HpCDF	ND	----	1.3	Equivalence: 0.11 pg/L		
Total HpCDF	ND	----	0.97	(Lower-bound - Using ITE Factors)		
1,2,3,4,6,7,8-HpCDD	2.6	----	1.3 J			
Total HpCDD	4.9	----	1.3 J			
OCDF	ND	----	2.5			
OCDD	----	4.0	2.9 U			

Conc = Concentration (Totals include 2,3,7,8-substituted isomers).
EMPC = Estimated Maximum Possible Concentration
EDL = Estimated Detection Limit

ND = Not Detected
NA = Not Applicable
NC = Not Calculated

J = Estimated value
I = Interference present

REPORT OF LABORATORY ANALYSIS

This report shall not be reproduced, except in full,
without the written consent of Pace Analytical Services, Inc.



Method 8290 Sample Analysis Results

Client - Asset Laboratories

Client's Sample ID	RSW-001-06-11-20		
Lab Sample ID	10521531002		
Filename	U200623B_04		
Injected By	SMT		
Total Amount Extracted	985 mL	Matrix	Water
% Moisture	NA	Dilution	NA
Dry Weight Extracted	NA	Collected	06/11/2020 14:20
ICAL ID	U200419	Received	06/15/2020 08:50
CCal Filename(s)	U200623A_21 & U200623B_06	Extracted	06/19/2020 12:00
Method Blank ID	BLANK-80325	Analyzed	06/24/2020 03:52

Native Isomers	Conc pg/L	EMPC pg/L	EDL pg/L	Internal Standards	ng's Added	Percent Recovery
2,3,7,8-TCDF	ND	----	1.2	2,3,7,8-TCDF-13C	2.00	68
Total TCDF	ND	----	1.2	2,3,7,8-TCDD-13C	2.00	57
				1,2,3,7,8-PeCDF-13C	2.00	53
2,3,7,8-TCDD	ND	----	1.1	2,3,4,7,8-PeCDF-13C	2.00	53
Total TCDD	ND	----	1.1	1,2,3,7,8-PeCDD-13C	2.00	51
				1,2,3,4,7,8-HxCDF-13C	2.00	46
1,2,3,7,8-PeCDF	ND	----	2.2	1,2,3,6,7,8-HxCDF-13C	2.00	48
2,3,4,7,8-PeCDF	ND	----	0.56	2,3,4,6,7,8-HxCDF-13C	2.00	53
Total PeCDF	ND	----	0.56	1,2,3,7,8,9-HxCDF-13C	2.00	57
				1,2,3,4,7,8-HxCDD-13C	2.00	46
1,2,3,7,8-PeCDD	ND	----	1.2	1,2,3,6,7,8-HxCDD-13C	2.00	40
Total PeCDD	ND	----	1.2	1,2,3,4,6,7,8-HpCDF-13C	2.00	40
				1,2,3,4,7,8,9-HpCDF-13C	2.00	43
1,2,3,4,7,8-HxCDF	ND	----	1.7	1,2,3,4,6,7,8-HpCDD-13C	2.00	47
1,2,3,6,7,8-HxCDF	ND	----	2.1	OCDD-13C	4.00	39 R
2,3,4,6,7,8-HxCDF	ND	----	1.2			
1,2,3,7,8,9-HxCDF	ND	----	1.3	1,2,3,4-TCDD-13C	2.00	NA
Total HxCDF	ND	----	1.2	1,2,3,7,8,9-HxCDD-13C	2.00	NA
1,2,3,4,7,8-HxCDD	ND	----	2.4	2,3,7,8-TCDD-37Cl4	0.20	112
1,2,3,6,7,8-HxCDD	ND	----	2.1			
1,2,3,7,8,9-HxCDD	ND	----	1.6			
Total HxCDD	ND	----	1.6			
1,2,3,4,6,7,8-HpCDF	5.4	----	4.1 J	Total 2,3,7,8-TCDD		
1,2,3,4,7,8,9-HpCDF	ND	----	5.9	Equivalence: 0.29 pg/L		
Total HpCDF	5.4	----	4.1 J	(Lower-bound - Using ITE Factors)		
1,2,3,4,6,7,8-HpCDD	----	10	6.7 U			
Total HpCDD	ND	----	6.7			
OCDF	----	11	6.5 U			
OCDD	120	----	11			

Conc = Concentration (Totals include 2,3,7,8-substituted isomers).
 EMPC = Estimated Maximum Possible Concentration
 EDL = Estimated Detection Limit

ND = Not Detected
 NA = Not Applicable
 NC = Not Calculated

J = Estimated value
 R = Recovery outside target range
 I = Interference present

REPORT OF LABORATORY ANALYSIS

This report shall not be reproduced, except in full,
 without the written consent of Pace Analytical Services, Inc.



Method 8290 Sample Analysis Results

Client - Asset Laboratories

Client's Sample ID	RSW-002-06-11-20		
Lab Sample ID	10521531003		
Filename	U200623B_05		
Injected By	SMT		
Total Amount Extracted	936 mL	Matrix	Water
% Moisture	NA	Dilution	NA
Dry Weight Extracted	NA	Collected	06/11/2020 14:30
ICAL ID	U200419	Received	06/15/2020 08:50
CCal Filename(s)	U200623A_21 & U200623B_06	Extracted	06/19/2020 12:00
Method Blank ID	BLANK-80325	Analyzed	06/24/2020 04:34

Native Isomers	Conc pg/L	EMPC pg/L	EDL pg/L	Internal Standards	ng's Added	Percent Recovery
2,3,7,8-TCDF	ND	----	0.85	2,3,7,8-TCDF-13C	2.00	117
Total TCDF	1.6	----	0.85 J	2,3,7,8-TCDD-13C	2.00	102
				1,2,3,7,8-PeCDF-13C	2.00	109
2,3,7,8-TCDD	ND	----	0.78	2,3,4,7,8-PeCDF-13C	2.00	108
Total TCDD	ND	----	0.78	1,2,3,7,8-PeCDD-13C	2.00	109
				1,2,3,4,7,8-HxCDF-13C	2.00	92
1,2,3,7,8-PeCDF	ND	----	1.4	1,2,3,6,7,8-HxCDF-13C	2.00	98
2,3,4,7,8-PeCDF	ND	----	1.1	2,3,4,6,7,8-HxCDF-13C	2.00	102
Total PeCDF	ND	----	1.1	1,2,3,7,8,9-HxCDF-13C	2.00	110
				1,2,3,4,7,8-HxCDD-13C	2.00	85
1,2,3,7,8-PeCDD	ND	----	0.79	1,2,3,6,7,8-HxCDD-13C	2.00	85
Total PeCDD	ND	----	0.79	1,2,3,4,6,7,8-HpCDF-13C	2.00	85
				1,2,3,4,7,8,9-HpCDF-13C	2.00	92
1,2,3,4,7,8-HxCDF	ND	----	1.3	1,2,3,4,6,7,8-HpCDD-13C	2.00	97
1,2,3,6,7,8-HxCDF	----	1.4	1.4 U	OCDD-13C	4.00	86
2,3,4,6,7,8-HxCDF	ND	----	1.1			
1,2,3,7,8,9-HxCDF	ND	----	0.69	1,2,3,4-TCDD-13C	2.00	NA
Total HxCDF	ND	----	0.69	1,2,3,7,8,9-HxCDD-13C	2.00	NA
1,2,3,4,7,8-HxCDD	ND	----	1.00	2,3,7,8-TCDD-37Cl4	0.20	158
1,2,3,6,7,8-HxCDD	ND	----	1.0			
1,2,3,7,8,9-HxCDD	ND	----	0.73			
Total HxCDD	ND	----	0.73			
1,2,3,4,6,7,8-HpCDF	2.8	----	2.7 J	Total 2,3,7,8-TCDD		
1,2,3,4,7,8,9-HpCDF	ND	----	3.0	Equivalence: 0.34 pg/L		
Total HpCDF	2.8	----	2.7 J	(Lower-bound - Using ITE Factors)		
1,2,3,4,6,7,8-HpCDD	11	----	2.7 J			
Total HpCDD	25	----	2.7 J			
OCDF	ND	----	5.1			
OCDD	62	----	4.7 J			

Conc = Concentration (Totals include 2,3,7,8-substituted isomers).
 EMPC = Estimated Maximum Possible Concentration
 EDL = Estimated Detection Limit

ND = Not Detected
 NA = Not Applicable
 NC = Not Calculated

J = Estimated value
 I = Interference present

REPORT OF LABORATORY ANALYSIS

This report shall not be reproduced, except in full,
 without the written consent of Pace Analytical Services, Inc.



Method 8290 Blank Analysis Results

Lab Sample Name	DFBLKHN	Matrix	Water
Lab Sample ID	BLANK-80325	Dilution	NA
Filename	U200623A_08	Extracted	06/19/2020 12:00
Total Amount Extracted	1050 mL	Analyzed	06/23/2020 16:00
ICAL ID	U200419	Injected By	SMT
CCal Filename(s)	U200623A_04 & U200623A_21		

Native Isomers	Conc pg/L	EMPC pg/L	EDL pg/L	Internal Standards	ng's Added	Percent Recovery
2,3,7,8-TCDF	ND	----	0.62	2,3,7,8-TCDF-13C	2.00	92
Total TCDF	ND	----	0.62	2,3,7,8-TCDD-13C	2.00	83
				1,2,3,7,8-PeCDF-13C	2.00	83
2,3,7,8-TCDD	ND	----	1.3	2,3,4,7,8-PeCDF-13C	2.00	84
Total TCDD	ND	----	1.3	1,2,3,7,8-PeCDD-13C	2.00	84
				1,2,3,4,7,8-HxCDF-13C	2.00	82
1,2,3,7,8-PeCDF	2.3	----	1.0 J	1,2,3,6,7,8-HxCDF-13C	2.00	82
2,3,4,7,8-PeCDF	----	1.4	0.80 U	2,3,4,6,7,8-HxCDF-13C	2.00	89
Total PeCDF	2.3	----	0.80 J	1,2,3,7,8,9-HxCDF-13C	2.00	98
				1,2,3,4,7,8-HxCDD-13C	2.00	77
1,2,3,7,8-PeCDD	----	1.1	0.78 U	1,2,3,6,7,8-HxCDD-13C	2.00	71
Total PeCDD	ND	----	0.78	1,2,3,4,6,7,8-HpCDF-13C	2.00	68
				1,2,3,4,7,8,9-HpCDF-13C	2.00	74
1,2,3,4,7,8-HxCDF	----	1.4	1.3 U	1,2,3,4,6,7,8-HpCDD-13C	2.00	79
1,2,3,6,7,8-HxCDF	----	0.95	0.88 U	OCDD-13C	4.00	67
2,3,4,6,7,8-HxCDF	ND	----	0.93			
1,2,3,7,8,9-HxCDF	ND	----	1.2	1,2,3,4-TCDD-13C	2.00	NA
Total HxCDF	ND	----	0.88	1,2,3,7,8,9-HxCDD-13C	2.00	NA
1,2,3,4,7,8-HxCDD	ND	----	1.1	2,3,7,8-TCDD-37Cl4	0.20	105
1,2,3,6,7,8-HxCDD	ND	----	1.1			
1,2,3,7,8,9-HxCDD	ND	----	1.1			
Total HxCDD	ND	----	1.1			
1,2,3,4,6,7,8-HpCDF	ND	----	1.6	Total 2,3,7,8-TCDD		
1,2,3,4,7,8,9-HpCDF	ND	----	2.1	Equivalence: 1.6 pg/L		
Total HpCDF	ND	----	1.6	(Lower-bound - Using ITE Factors)		
1,2,3,4,6,7,8-HpCDD	ND	----	2.0			
Total HpCDD	ND	----	2.0			
OCDF	ND	----	2.9			
OCDD	4.9	----	2.5 J			

Conc = Concentration (Totals include 2,3,7,8-substituted isomers).
 EMPC = Estimated Maximum Possible Concentration
 EDL = Estimated Detection Limit

J = Estimated value
 I = Interference present

REPORT OF LABORATORY ANALYSIS

This report shall not be reproduced, except in full,
 without the written consent of Pace Analytical Services, Inc.



Method 8290 Laboratory Control Spike Results

Lab Sample ID	LCS-80326	Matrix	Water
Filename	U200623A_05	Dilution	NA
Total Amount Extracted	1060 mL	Extracted	06/19/2020 12:00
ICAL ID	U200419	Analyzed	06/23/2020 13:56
CCal Filename(s)	U200623A_04 & U200623A_21	Injected By	SMT
Method Blank ID	BLANK-80325		

Native Isomers	Qs (ng)	Qm (ng)	% Rec.	Internal Standards	ng's Added	Percent Recovery
2,3,7,8-TCDF	0.20	0.20	99	2,3,7,8-TCDF-13C	2.0	121
Total TCDF				2,3,7,8-TCDD-13C	2.0	114
				1,2,3,7,8-PeCDF-13C	2.0	111
2,3,7,8-TCDD	0.20	0.20	101	2,3,4,7,8-PeCDF-13C	2.0	115
Total TCDD				1,2,3,7,8-PeCDD-13C	2.0	114
				1,2,3,4,7,8-HxCDF-13C	2.0	112
1,2,3,7,8-PeCDF	1.0	1.00	100	1,2,3,6,7,8-HxCDF-13C	2.0	114
2,3,4,7,8-PeCDF	1.0	0.97	97	2,3,4,6,7,8-HxCDF-13C	2.0	125
Total PeCDF				1,2,3,7,8,9-HxCDF-13C	2.0	128
				1,2,3,4,7,8-HxCDD-13C	2.0	103
1,2,3,7,8-PeCDD	1.0	0.91	91	1,2,3,6,7,8-HxCDD-13C	2.0	104
Total PeCDD				1,2,3,4,6,7,8-HpCDF-13C	2.0	92
				1,2,3,4,7,8,9-HpCDF-13C	2.0	98
1,2,3,4,7,8-HxCDF	1.0	1.1	107	1,2,3,4,6,7,8-HpCDD-13C	2.0	100
1,2,3,6,7,8-HxCDF	1.0	0.94	94	OCDD-13C	4.0	88
2,3,4,6,7,8-HxCDF	1.0	0.96	96			
1,2,3,7,8,9-HxCDF	1.0	1.0	101	1,2,3,4-TCDD-13C	2.0	NA
Total HxCDF				1,2,3,7,8,9-HxCDD-13C	2.0	NA
1,2,3,4,7,8-HxCDD	1.0	1.1	106	2,3,7,8-TCDD-37Cl4	0.20	119
1,2,3,6,7,8-HxCDD	1.0	1.0	104			
1,2,3,7,8,9-HxCDD	1.0	1.1	105			
Total HxCDD						
1,2,3,4,6,7,8-HpCDF	1.0	1.0	105			
1,2,3,4,7,8,9-HpCDF	1.0	0.98	98			
Total HpCDF						
1,2,3,4,6,7,8-HpCDD	1.0	0.96	96			
Total HpCDD						
OCDF	2.0	2.3	114			
OCDD	2.0	2.1	104			

Qs = Quantity Spiked
Qm = Quantity Measured
Rec. = Recovery (Expressed as Percent)
R = Recovery outside of target range

Y = RF averaging used in calculations
Nn = Value obtained from additional analysis
NA = Not Applicable
* = See Discussion

REPORT OF LABORATORY ANALYSIS

This report shall not be reproduced, except in full,
without the written consent of Pace Analytical Services, Inc.

Method 8290 Laboratory Control Spike Results

Lab Sample ID	LCSD-80327	Matrix	Water
Filename	U200623A_06	Dilution	NA
Total Amount Extracted	1050 mL	Extracted	06/19/2020 12:00
ICAL ID	U200419	Analyzed	06/23/2020 14:36
CCal Filename(s)	U200623A_04 & U200623A_21	Injected By	SMT
Method Blank ID	BLANK-80325		

Native Isomers	Qs (ng)	Qm (ng)	% Rec.	Internal Standards	ng's Added	Percent Recovery
2,3,7,8-TCDF	0.20	0.21	105	2,3,7,8-TCDF-13C	2.0	122
Total TCDF				2,3,7,8-TCDD-13C	2.0	113
				1,2,3,7,8-PeCDF-13C	2.0	115
2,3,7,8-TCDD	0.20	0.22	108	2,3,4,7,8-PeCDF-13C	2.0	118
Total TCDD				1,2,3,7,8-PeCDD-13C	2.0	115
				1,2,3,4,7,8-HxCDF-13C	2.0	112
1,2,3,7,8-PeCDF	1.0	0.99	99	1,2,3,6,7,8-HxCDF-13C	2.0	109
2,3,4,7,8-PeCDF	1.0	1.0	104	2,3,4,6,7,8-HxCDF-13C	2.0	121
Total PeCDF				1,2,3,7,8,9-HxCDF-13C	2.0	124
				1,2,3,4,7,8-HxCDD-13C	2.0	111
1,2,3,7,8-PeCDD	1.0	1.00	100	1,2,3,6,7,8-HxCDD-13C	2.0	98
Total PeCDD				1,2,3,4,6,7,8-HpCDF-13C	2.0	92
				1,2,3,4,7,8,9-HpCDF-13C	2.0	98
1,2,3,4,7,8-HxCDF	1.0	1.1	114	1,2,3,4,6,7,8-HpCDD-13C	2.0	103
1,2,3,6,7,8-HxCDF	1.0	1.1	107	OCDD-13C	4.0	93
2,3,4,6,7,8-HxCDF	1.0	1.0	104			
1,2,3,7,8,9-HxCDF	1.0	1.0	103	1,2,3,4-TCDD-13C	2.0	NA
Total HxCDF				1,2,3,7,8,9-HxCDD-13C	2.0	NA
1,2,3,4,7,8-HxCDD	1.0	1.1	107	2,3,7,8-TCDD-37Cl4	0.20	117
1,2,3,6,7,8-HxCDD	1.0	1.2	118			
1,2,3,7,8,9-HxCDD	1.0	1.1	105			
Total HxCDD						
1,2,3,4,6,7,8-HpCDF	1.0	1.1	110			
1,2,3,4,7,8,9-HpCDF	1.0	1.0	101			
Total HpCDF						
1,2,3,4,6,7,8-HpCDD	1.0	0.98	98			
Total HpCDD						
OCDF	2.0	2.4	120			
OCDD	2.0	2.2	112			

Qs = Quantity Spiked
Qm = Quantity Measured
Rec. = Recovery (Expressed as Percent)
R = Recovery outside of target range

Y = RF averaging used in calculations
Nn = Value obtained from additional analysis
NA = Not Applicable
* = See Discussion

REPORT OF LABORATORY ANALYSIS

This report shall not be reproduced, except in full,
without the written consent of Pace Analytical Services, Inc.

Method 8290

Spike Recovery Relative Percent Difference (RPD) Results

Client Asset Laboratories

Spike 1 ID LCS-80326
 Spike 1 Filename U200623A_05

Spike 2 ID LCSD-80327
 Spike 2 Filename U200623A_06

Compound	Spike 1 %REC	Spike 2 %REC	%RPD
2,3,7,8-TCDF	99	105	5.9
2,3,7,8-TCDD	101	108	6.7
1,2,3,7,8-PeCDF	100	99	1.0
2,3,4,7,8-PeCDF	97	104	7.0
1,2,3,7,8-PeCDD	91	100	9.4
1,2,3,4,7,8-HxCDF	107	114	6.3
1,2,3,6,7,8-HxCDF	94	107	12.9
2,3,4,6,7,8-HxCDF	96	104	8.0
1,2,3,7,8,9-HxCDF	101	103	2.0
1,2,3,4,7,8-HxCDD	106	107	0.9
1,2,3,6,7,8-HxCDD	104	118	12.6
1,2,3,7,8,9-HxCDD	105	105	0.0
1,2,3,4,6,7,8-HpCDF	105	110	4.7
1,2,3,4,7,8,9-HpCDF	98	101	3.0
1,2,3,4,6,7,8-HpCDD	96	98	2.1
OCDF	114	120	5.1
OCDD	104	112	7.4

%REC = Percent Recovered

RPD = The difference between the two values divided by the mean value

REPORT OF LABORATORY ANALYSIS

This report shall not be reproduced, except in full,
 without the written consent of Pace Analytical Services, Inc.



Date of Report: 07/10/2020

Emil Angelo Rodriguez

Asset Laboratories, Inc.-Cerritos

11110 Artesia Blvd., Suite B

Cerritos, CA 90703

Client Project: N040965: SFPP Norwalk

BCL Project: Cerritos

BCL Work Order: 2017340

Invoice ID: B383763

Enclosed are the results of analyses for samples received by the laboratory on 6/16/2020. If you have any questions concerning this report, please feel free to contact me.

Revised Report: This report supercedes Report ID 1001043141

Sincerely,

Contact Person: Vanessa Sandoval

Client Service Rep

Stuart Buttram

Technical Director

Certifications: CA ELAP #1186; NV #CA00014; OR ELAP #4032-001; AK UST101

The results in this report apply to the samples analyzed in accordance with the chain of custody document. This analytical report must be reproduced in its entirety.

All results listed in this report are for the exclusive use of the submitting party. BC Laboratories, Inc. assumes no responsibility for report alteration, separation, detachment or third party interpretation.



Table of Contents

Sample Information

Chain of Custody and Cooler Receipt form.....	3
Laboratory / Client Sample Cross Reference.....	6

Sample Results

2017340-01 - EFF-06-11-20

Organochlorine Pesticides and PCB's (EPA Method 608).....	7
Base Neutral and Acid Extractables Organic Analysis (EPA Method 625).....	9
Water Analysis (General Chemistry).....	12

2017340-02 - RSW-001-06-11-20

Organochlorine Pesticides and PCB's (EPA Method 608).....	13
Base Neutral and Acid Extractables Organic Analysis (EPA Method 625).....	15
Water Analysis (General Chemistry).....	18

2017340-03 - RSW-002-06-11-20

Organochlorine Pesticides and PCB's (EPA Method 608).....	19
Base Neutral and Acid Extractables Organic Analysis (EPA Method 625).....	21
Water Analysis (General Chemistry).....	24

Quality Control Reports

Organochlorine Pesticides and PCB's (EPA Method 608)

Method Blank Analysis.....	25
Laboratory Control Sample.....	26
Precision and Accuracy.....	27

Base Neutral and Acid Extractables Organic Analysis (EPA Method 625)

Method Blank Analysis.....	28
Laboratory Control Sample.....	31
Precision and Accuracy.....	32

Water Analysis (General Chemistry)

Method Blank Analysis.....	34
Laboratory Control Sample.....	35
Precision and Accuracy.....	36

Notes

Notes and Definitions.....	37
----------------------------	----

REVISED 11/15/20

Contact us: 3151 W. Fort Road, Las Vegas, NV 89102
P: 702.307.3659 F: 702.307.3710
California: 11116 Artesia Blvd., Ste. B, Cerritos, CA 90703
P: 562.219.7435 F: 562.219.7436
www.assetlaboratories.com

CHAIN OF CUSTODY RECORD

ASSET LABORATORIES
ANALYTICAL SUPPORT SERVICES FOR ENVIRONMENTAL

Report to: Emil Angelo Rodriguez
Company: ASSET Laboratories
Address: 11110 Artesia Blvd Ste B, Cerritos, CA 90703
Phone: 562.219.7435
Submitted By: Emil Angelo Rodriguez
Title: Project Manager
Signature: [Signature] Date: 6/15/2020

Client: ASSET Laboratories
Address: 11110 Artesia Blvd Ste B, Cerritos, CA 90703
Phone: 562.219.7435
Submitted By: Emil Angelo Rodriguez
Title: Project Manager
Signature: [Signature] Date: 6/15/2020

Matrix: 608
Analytes Requested: EPA 8270 CTR - NPDES Level, EPA 8081, EPA 8082, EPA 8083, Sulfides (SM 4500 S2-D), Cyanide (EPA 335.4), Arsenite N (SM 4500 NH3C)

Item No.	Laboratory Work Order No.	Sample ID/Location	Date	Time	Water	Other	Solid	Remarks
1		EFF-06-11-20	6/11/2020	1315	X			EDD Requirement CH2MHILL LabSpec? ecda. Please report "J" flagged down to MCL format.
2		RSW-001-06-11-20	6/11/2020	1420	X			Please analyze for Priority Pollutants SVOCs, Pesticides, and PCBs
3		RSW-002-06-11-20	6/11/2020	1430	X			
4								
5								
6								
7								
8								
9								
10								

Signature: [Signature] Date: 6/15/2020
Signature: [Signature] Date: 6/15/2020

Preservatives: [] HCl, [] HNO3, [] H2O2, [] -90°C, [] -18°C, [] -80°C
[] ZnAc2, [] O2, [] NaOH, [] H2SO4, [] -20°C, [] -80°C, [] -196°C
[] -20°C, [] -80°C, [] -196°C

Container Type: [] Vial, [] Tube, [] Jar, [] Bag, [] Can, [] Cass

Yellow = Customer's Copy

The results in this report apply to the samples analyzed in accordance with the chain of custody document. This analytical report must be reproduced in its entirety. All results listed in this report are for the exclusive use of the submitting party. BC Laboratories, Inc. assumes no responsibility for report alteration, separation, detachment or third party interpretation.



CONTACT US: Nevada: 3151 W. Post Road, Las Vegas, NV 89118
P: 702.307.2659 F: 702.307.2691
California: 11110 Artesia Blvd., Ste B, Carrizo, CA 90703
P: 562.219.7435 F: 562.219.7436
www.assetlaboratories.com

ASSET LABORATORIES ANALYTICAL SUPPORT SERVICES FOR ENVIRONMENTAL
SUBCOC to BC LABS
CHAIN OF CUSTODY RECORD

Page 1 of 1

20-17340

Form containing client information (ASSET Laboratories, 11110 Artesia Blvd Ste B, Carrizo, CA 90703), sample details (SFPF Norwalk), analysis requested (Ammonia N, Sulfoxides, EPA 8081, EPA 8082), and a table of results with columns for item number, date, time, and analysis type.

The results in this report apply to the samples analyzed in accordance with the chain of custody document. This analytical report must be reproduced in its entirety. All results listed in this report are for the exclusive use of the submitting party. BC Laboratories, Inc. assumes no responsibility for report alteration, separation, detachment or third party interpretation.



Laboratories, Inc.

Environmental Testing Laboratory Since 1949

BC LABORATORIES INC. COOLER RECEIPT FORM Page 1 of 1

Submission #: 20-17340

SHIPPING INFORMATION Fed Ex <input type="checkbox"/> UPS <input type="checkbox"/> Ontrac <input type="checkbox"/> Hand Delivery <input type="checkbox"/> BC Lab Field Service <input type="checkbox"/> Other <input checked="" type="checkbox"/> (Specify) <u>GLS</u>		SHIPPING CONTAINER Ice Chest <input checked="" type="checkbox"/> None <input type="checkbox"/> Box <input type="checkbox"/> Other <input type="checkbox"/> (Specify) _____	FREE LIQUID YES <input type="checkbox"/> NO <input type="checkbox"/> W / S
---	--	--	--

Refrigerant: Ice Blue Ice None Other Comments: _____

Custody Seals: Ice Chest Containers: None Comments: _____

All samples received? Yes No All samples containers intact? Yes No Description(s) match COC? Yes No

COC Received YES NO Emissivity: .95 Container: PE Thermometer ID: 274 Date/Time: 6-16-20 800
 Temperature: (A) 4.2 °C (C) 4.0 °C Analyst Init: TKJ

SAMPLE CONTAINERS	SAMPLE NUMBERS									
	1	2	3	4	5	6	7	8	9	10
QT PE UNPRES										
4oz / 8oz / 16oz PE UNPRES										
2oz Cr ⁶⁺										
QT INORGANIC CHEMICAL METALS										
INORGANIC CHEMICAL METALS 4oz / 8oz / 16oz										
PT CYANIDE <u>9oz</u>		<u>B</u>	<u>A</u>	<u>A</u>						
PT NITROGEN FORMS		<u>C</u>								
PT TOTAL SULFIDE		<u>A</u>								
2oz. NITRATE / NITRITE										
PT TOTAL ORGANIC CARBON										
PT CHEMICAL OXYGEN DEMAND										
PIA PHENOLICS										
40ml VOA VIAL TRAVEL BLANK										
40ml VOA VIAL										
QT EPA 1664										
PT ODOR										
RADIOLOGICAL										
BACTERIOLOGICAL										
40 ml VOA VIAL - 504										
QT EPA 508/08/8080										
QT EPA 515.18150										
QT EPA 525										
QT EPA 525 TRAVEL BLANK										
40ml EPA 547										
40ml EPA 531.1										
8oz EPA 548 <u>8082</u>		<u>F</u>	<u>E</u>	<u>E</u>						
QT EPA 549 <u>8081</u>		<u>F</u>	<u>D</u>	<u>D</u>						
QT EPA 8015M										
QT EPA 8270										
8oz / 16oz / 32oz AMBER		<u>DEF</u>	<u>BCD</u>	<u>BC</u>						
8oz / 16oz / 32oz JAR										
SOIL SLEEVE										
PCB VIAL										
PLASTIC BAG										
TEDLAR BAG										
TETROUS IRON										
INCORE										
MART KIT										
UMMA CANISTER										

Comments: (D) time says 14:20 But Description matched

Sample Numbering Completed By: UNPC Date/Time: 6/16/20 1750

= Actual / C = Corrected

Rev 21 05/23/2016
 (S:\WPDec\WoodPestic\LAB_DOCS\FORMS\ISAMR\rev 20)



Asset Laboratories, Inc.-Cerritos
11110 Artesia Blvd., Suite B
Cerritos, CA 90703

Reported: 07/10/2020 16:31
Project: Cerritos
Project Number: N040965: SFPP Norwalk
Project Manager: Emil Angelo Rodriguez

Laboratory / Client Sample Cross Reference

Laboratory	Client Sample Information			
2017340-01	COC Number:	---	Receive Date:	06/16/2020 08:00
	Project Number:	---	Sampling Date:	06/11/2020 13:15
	Sampling Location:	SFPP Norwalk	Sample Depth:	---
	Sampling Point:	EFF-06-11-20	Lab Matrix:	Water
	Sampled By:	---	Sample Type:	Water
	<hr/>			
2017340-02	COC Number:	---	Receive Date:	06/16/2020 08:00
	Project Number:	---	Sampling Date:	06/11/2020 14:20
	Sampling Location:	SFPP Norwalk	Sample Depth:	---
	Sampling Point:	RSW-001-06-11-20	Lab Matrix:	Water
	Sampled By:	---	Sample Type:	Water
	<hr/>			
2017340-03	COC Number:	---	Receive Date:	06/16/2020 08:00
	Project Number:	---	Sampling Date:	06/11/2020 14:30
	Sampling Location:	SFPP Norwalk	Sample Depth:	---
	Sampling Point:	RSW-002-06-11-20	Lab Matrix:	Water
	Sampled By:	---	Sample Type:	Water
	<hr/>			

The results in this report apply to the samples analyzed in accordance with the chain of custody document. This analytical report must be reproduced in its entirety.

All results listed in this report are for the exclusive use of the submitting party. BC Laboratories, Inc. assumes no responsibility for report alteration, separation, detachment or third party interpretation.



Asset Laboratories, Inc.-Cerritos
11110 Artesia Blvd., Suite B
Cerritos, CA 90703

Reported: 07/10/2020 16:31
Project: Cerritos
Project Number: N040965: SFPP Norwalk
Project Manager: Emil Angelo Rodriguez

Organochlorine Pesticides and PCB's (EPA Method 608)

BCL Sample ID: 2017340-01		Client Sample Name: SFPP Norwalk, EFF-06-11-20, 6/11/2020 1:15:00PM						
Constituent	Result	Units	PQL	MDL	Method	MB Bias	Lab Quals	Run #
Aldrin	ND	ug/L	0.0010	0.00019	EPA-608	ND		1
alpha-BHC	ND	ug/L	0.0010	0.00010	EPA-608	ND		1
beta-BHC	ND	ug/L	0.0010	0.00013	EPA-608	ND		1
delta-BHC	ND	ug/L	0.0010	0.00030	EPA-608	ND		1
gamma-BHC (Lindane)	ND	ug/L	0.0010	0.00014	EPA-608	ND		1
Chlordane (Technical)	ND	ug/L	0.10	0.0089	EPA-608	ND		1
4,4'-DDD	ND	ug/L	0.0010	0.00018	EPA-608	ND		1
4,4'-DDE	0.00043	ug/L	0.0010	0.00025	EPA-608	ND	J	1
4,4'-DDT	ND	ug/L	0.0010	0.00019	EPA-608	ND		1
Dieldrin	ND	ug/L	0.0010	0.00022	EPA-608	ND		1
Endosulfan I	ND	ug/L	0.0010	0.00014	EPA-608	ND		1
Endosulfan II	ND	ug/L	0.0010	0.00020	EPA-608	ND		1
Endosulfan sulfate	ND	ug/L	0.0010	0.00011	EPA-608	ND		1
Endrin	ND	ug/L	0.0010	0.00014	EPA-608	ND		1
Endrin aldehyde	ND	ug/L	0.0020	0.00011	EPA-608	ND		1
Heptachlor	ND	ug/L	0.0010	0.00019	EPA-608	ND		1
Heptachlor epoxide	ND	ug/L	0.0010	0.00013	EPA-608	ND		1
Methoxychlor	ND	ug/L	0.0010	0.00074	EPA-608	ND		1
Toxaphene	ND	ug/L	0.40	0.040	EPA-608	ND		1
PCB-1016	ND	ug/L	0.040	0.014	EPA-608	ND		1
PCB-1221	ND	ug/L	0.040	0.013	EPA-608	ND		1
PCB-1232	ND	ug/L	0.040	0.012	EPA-608	ND		1
PCB-1242	ND	ug/L	0.040	0.0074	EPA-608	ND		1
PCB-1248	ND	ug/L	0.040	0.0088	EPA-608	ND		1
PCB-1254	ND	ug/L	0.040	0.0074	EPA-608	ND		1
PCB-1260	ND	ug/L	0.040	0.018	EPA-608	ND		1
PCB-1262	ND	ug/L	0.040	0.014	EPA-608	ND		1
PCB-1268	ND	ug/L	0.040	0.012	EPA-608	ND		1
Total PCB's (Summation)	ND	ug/L	0.040	0.020	EPA-608	ND		1
TCMX (Surrogate)	53.6	%	40 - 140 (LCL - UCL)		EPA-608			1
Decachlorobiphenyl (Surrogate)	74.1	%	50 - 130 (LCL - UCL)		EPA-608			1

The results in this report apply to the samples analyzed in accordance with the chain of custody document. This analytical report must be reproduced in its entirety.

All results listed in this report are for the exclusive use of the submitting party. BC Laboratories, Inc. assumes no responsibility for report alteration, separation, detachment or third party interpretation.



Asset Laboratories, Inc.-Cerritos
11110 Artesia Blvd., Suite B
Cerritos, CA 90703

Reported: 07/10/2020 16:31
Project: Cerritos
Project Number: N040965: SFPP Norwalk
Project Manager: Emil Angelo Rodriguez

Organochlorine Pesticides and PCB's (EPA Method 608)

BCL Sample ID: 2017340-01	Client Sample Name: SFPP Norwalk, EFF-06-11-20, 6/11/2020 1:15:00PM
----------------------------------	--

Run #	Method	Prep Date	Run		Analyst	Instrument	Dilution	QC	
			Date/Time					Batch ID	
1	EPA-608	06/17/20 20:30	06/19/20 20:15		HKS	GC-17	1.042	B080711	EPA 608

The results in this report apply to the samples analyzed in accordance with the chain of custody document. This analytical report must be reproduced in its entirety.

All results listed in this report are for the exclusive use of the submitting party. BC Laboratories, Inc. assumes no responsibility for report alteration, separation, detachment or third party interpretation.



Asset Laboratories, Inc.-Cerritos
11110 Artesia Blvd., Suite B
Cerritos, CA 90703

Reported: 07/10/2020 16:31
Project: Cerritos
Project Number: N040965: SFPP Norwalk
Project Manager: Emil Angelo Rodriguez

Base Neutral and Acid Extractables Organic Analysis (EPA Method 625)

BCL Sample ID: 2017340-01	Client Sample Name: SFPP Norwalk, EFF-06-11-20, 6/11/2020 1:15:00PM
----------------------------------	--

Constituent	Result	Units	PQL	MDL	Method	MB Bias	Lab Quals	Run #
Acenaphthene	ND	ug/L	1.0	0.22	EPA-625	ND		1
Acenaphthylene	ND	ug/L	2.0	0.20	EPA-625	ND		1
Aldrin	ND	ug/L	2.0	0.28	EPA-625	ND		1
Aniline	ND	ug/L	5.0	1.8	EPA-625	ND		1
Anthracene	ND	ug/L	2.0	0.20	EPA-625	ND		1
Benzidine	ND	ug/L	5.3	3.0	EPA-625	ND		1
Benzo[a]anthracene	ND	ug/L	2.0	0.30	EPA-625	ND		1
Benzo[b]fluoranthene	ND	ug/L	2.0	0.42	EPA-625	ND		1
Benzo[k]fluoranthene	ND	ug/L	2.0	0.29	EPA-625	ND		1
Benzo[a]pyrene	ND	ug/L	2.0	0.21	EPA-625	ND		1
Benzo[g,h,i]perylene	ND	ug/L	2.0	0.48	EPA-625	ND		1
Benzoic acid	ND	ug/L	10	0.72	EPA-625	ND		1
Benzyl alcohol	ND	ug/L	2.0	0.35	EPA-625	ND		1
Benzyl butyl phthalate	ND	ug/L	2.0	0.26	EPA-625	ND		1
alpha-BHC	ND	ug/L	2.0	0.36	EPA-625	ND		1
beta-BHC	ND	ug/L	2.0	0.25	EPA-625	ND		1
delta-BHC	ND	ug/L	2.0	0.28	EPA-625	ND		1
gamma-BHC (Lindane)	ND	ug/L	2.0	0.32	EPA-625	ND		1
bis(2-Chloroethoxy)methane	ND	ug/L	2.0	0.27	EPA-625	ND		1
bis(2-Chloroethyl) ether	ND	ug/L	1.0	0.86	EPA-625	ND		1
bis(2-Chloroisopropyl) ether	ND	ug/L	2.0	1.7	EPA-625	ND		1
bis(2-Ethylhexyl)phthalate	ND	ug/L	3.0	0.20	EPA-625	ND		1
4-Bromophenyl phenyl ether	ND	ug/L	2.0	0.20	EPA-625	ND		1
4-Chloroaniline	ND	ug/L	2.0	0.39	EPA-625	ND		1
2-Chloronaphthalene	ND	ug/L	2.0	0.23	EPA-625	ND		1
4-Chlorophenyl phenyl ether	ND	ug/L	2.0	0.20	EPA-625	ND		1
Chrysene	ND	ug/L	2.0	0.26	EPA-625	ND		1
4,4'-DDD	ND	ug/L	2.0	0.40	EPA-625	ND		1
4,4'-DDE	ND	ug/L	3.0	0.32	EPA-625	ND		1
4,4'-DDT	ND	ug/L	2.0	0.26	EPA-625	ND		1
Dibenzo[a,h]anthracene	ND	ug/L	3.0	0.59	EPA-625	ND		1
Dibenzofuran	ND	ug/L	2.0	0.20	EPA-625	ND		1
1,2-Dichlorobenzene	ND	ug/L	2.0	0.055	EPA-625	ND		1

The results in this report apply to the samples analyzed in accordance with the chain of custody document. This analytical report must be reproduced in its entirety.

All results listed in this report are for the exclusive use of the submitting party. BC Laboratories, Inc. assumes no responsibility for report alteration, separation, detachment or third party interpretation.



Asset Laboratories, Inc.-Cerritos
11110 Artesia Blvd., Suite B
Cerritos, CA 90703

Reported: 07/10/2020 16:31
Project: Cerritos
Project Number: N040965: SFPP Norwalk
Project Manager: Emil Angelo Rodriguez

Base Neutral and Acid Extractables Organic Analysis (EPA Method 625)

BCL Sample ID: 2017340-01	Client Sample Name: SFPP Norwalk, EFF-06-11-20, 6/11/2020 1:15:00PM
----------------------------------	--

Constituent	Result	Units	PQL	MDL	Method	MB Bias	Lab Quals	Run #
1,3-Dichlorobenzene	ND	ug/L	1.0	0.066	EPA-625	ND		1
1,4-Dichlorobenzene	ND	ug/L	1.0	0.050	EPA-625	ND		1
3,3-Dichlorobenzidine	ND	ug/L	5.0	0.41	EPA-625	ND		1
Dieldrin	ND	ug/L	3.0	0.45	EPA-625	ND		1
Diethyl phthalate	ND	ug/L	2.0	0.20	EPA-625	ND		1
Dimethyl phthalate	ND	ug/L	2.0	0.25	EPA-625	ND		1
Di-n-butyl phthalate	ND	ug/L	2.0	0.20	EPA-625	ND		1
2,4-Dinitrotoluene	ND	ug/L	2.0	0.87	EPA-625	ND		1
2,6-Dinitrotoluene	ND	ug/L	2.0	0.46	EPA-625	ND		1
Di-n-octyl phthalate	ND	ug/L	2.0	0.31	EPA-625	ND		1
1,2-Diphenylhydrazine	ND	ug/L	1.0	0.44	EPA-625	ND		1
Endosulfan I	ND	ug/L	10	0.37	EPA-625	ND		1
Endosulfan II	ND	ug/L	10	0.37	EPA-625	ND		1
Endosulfan sulfate	ND	ug/L	3.0	0.37	EPA-625	ND		1
Endrin	ND	ug/L	2.0	0.67	EPA-625	ND		1
Endrin aldehyde	ND	ug/L	10	0.37	EPA-625	ND		1
Fluoranthene	ND	ug/L	1.0	0.41	EPA-625	ND		1
Fluorene	ND	ug/L	2.0	0.20	EPA-625	ND		1
Heptachlor	ND	ug/L	2.0	0.22	EPA-625	ND		1
Heptachlor epoxide	ND	ug/L	2.0	0.35	EPA-625	ND		1
Hexachlorobenzene	ND	ug/L	1.0	0.23	EPA-625	ND		1
Hexachlorobutadiene	ND	ug/L	1.0	0.078	EPA-625	ND		1
Hexachlorocyclopentadiene	ND	ug/L	1.0	0.35	EPA-625	ND		1
Hexachloroethane	ND	ug/L	1.0	0.057	EPA-625	ND		1
Indeno[1,2,3-cd]pyrene	ND	ug/L	2.0	0.71	EPA-625	ND		1
Isophorone	ND	ug/L	1.0	0.41	EPA-625	ND		1
2-Methylnaphthalene	ND	ug/L	2.0	0.30	EPA-625	ND		1
Naphthalene	ND	ug/L	1.0	0.068	EPA-625	ND		1
2-Naphthylamine	ND	ug/L	20	1.7	EPA-625	ND		1
2-Nitroaniline	ND	ug/L	2.0	0.36	EPA-625	ND		1
3-Nitroaniline	ND	ug/L	2.0	0.52	EPA-625	ND		1
4-Nitroaniline	ND	ug/L	5.0	0.85	EPA-625	ND		1
Nitrobenzene	ND	ug/L	1.0	0.39	EPA-625	ND		1

The results in this report apply to the samples analyzed in accordance with the chain of custody document. This analytical report must be reproduced in its entirety.

All results listed in this report are for the exclusive use of the submitting party. BC Laboratories, Inc. assumes no responsibility for report alteration, separation, detachment or third party interpretation.

Asset Laboratories, Inc.-Cerritos
11110 Artesia Blvd., Suite B
Cerritos, CA 90703

Reported: 07/10/2020 16:31
Project: Cerritos
Project Number: N040965: SFPP Norwalk
Project Manager: Emil Angelo Rodriguez

Base Neutral and Acid Extractables Organic Analysis (EPA Method 625)

BCL Sample ID:	2017340-01	Client Sample Name:	SFPP Norwalk, EFF-06-11-20, 6/11/2020 1:15:00PM					
Constituent	Result	Units	PQL	MDL	Method	MB Bias	Lab Quals	Run #
N-Nitrosodimethylamine	ND	ug/L	2.0	0.56	EPA-625	ND		1
N-Nitrosodi-N-propylamine	ND	ug/L	2.0	0.56	EPA-625	ND		1
N-Nitrosodiphenylamine	ND	ug/L	1.0	0.27	EPA-625	ND		1
Phenanthrene	ND	ug/L	2.0	0.20	EPA-625	ND		1
Pyrene	ND	ug/L	2.0	0.31	EPA-625	ND		1
1,2,4-Trichlorobenzene	ND	ug/L	1.0	0.076	EPA-625	ND		1
4-Chloro-3-methylphenol	ND	ug/L	1.0	0.42	EPA-625	ND		1
2-Chlorophenol	ND	ug/L	2.0	0.85	EPA-625	ND		1
2,4-Dichlorophenol	ND	ug/L	1.0	0.26	EPA-625	ND		1
2,4-Dimethylphenol	ND	ug/L	1.0	0.30	EPA-625	ND		1
4,6-Dinitro-2-methylphenol	ND	ug/L	5.0	0.43	EPA-625	ND		1
2,4-Dinitrophenol	ND	ug/L	5.0	0.37	EPA-625	ND		1
2-Methylphenol	ND	ug/L	2.0	0.55	EPA-625	ND		1
3- & 4-Methylphenol	ND	ug/L	2.0	0.72	EPA-625	ND		1
Total Methylphenol	ND	ug/L	4.0	1.3	EPA-625	ND		1
2-Nitrophenol	ND	ug/L	2.0	0.39	EPA-625	ND		1
4-Nitrophenol	ND	ug/L	2.0	0.66	EPA-625	ND		1
Pentachlorophenol	ND	ug/L	1.0	0.43	EPA-625	ND		1
Phenol	ND	ug/L	1.0	0.84	EPA-625	ND		1
2,4,5-Trichlorophenol	ND	ug/L	5.0	0.36	EPA-625	ND		1
2,4,6-Trichlorophenol	ND	ug/L	5.0	0.34	EPA-625	ND		1
2-Fluorophenol (Surrogate)	67.0	%	36 - 98 (LCL - UCL)		EPA-625			1
Phenol-d5 (Surrogate)	58.8	%	10 - 89 (LCL - UCL)		EPA-625			1
Nitrobenzene-d5 (Surrogate)	89.5	%	59 - 122 (LCL - UCL)		EPA-625			1
2-Fluorobiphenyl (Surrogate)	90.0	%	44 - 138 (LCL - UCL)		EPA-625			1
2,4,6-Tribromophenol (Surrogate)	137	%	51 - 139 (LCL - UCL)		EPA-625			1
p-Terphenyl-d14 (Surrogate)	114	%	23 - 173 (LCL - UCL)		EPA-625			1

Run #	Method	Prep Date	Run Date/Time	Analyst	Instrument	Dilution	QC Batch ID	Prep Method
1	EPA-625	06/17/20 19:00	06/18/20 20:44	MK1	HPCHEM	1.031	B080591	EPA 3510C

The results in this report apply to the samples analyzed in accordance with the chain of custody document. This analytical report must be reproduced in its entirety.

All results listed in this report are for the exclusive use of the submitting party. BC Laboratories, Inc. assumes no responsibility for report alteration, separation, detachment or third party interpretation.



Asset Laboratories, Inc.-Cerritos
11110 Artesia Blvd., Suite B
Cerritos, CA 90703

Reported: 07/10/2020 16:31
Project: Cerritos
Project Number: N040965: SFPP Norwalk
Project Manager: Emil Angelo Rodriguez

Water Analysis (General Chemistry)

BCL Sample ID: 2017340-01	Client Sample Name: SFPP Norwalk, EFF-06-11-20, 6/11/2020 1:15:00PM
----------------------------------	--

Constituent	Result	Units	PQL	MDL	Method	MB Bias	Lab Quals	Run #
Total Cyanide	ND	mg/L	0.0050	0.0017	EPA-335.4	ND		1
Ammonia as N (Distilled)	0.13	mg/L	0.20	0.067	SM-4500-NH3G	ND	J	2
Total Sulfide	ND	mg/L	0.10	0.050	SM-4500SD	ND		3

Run #	Method	Prep Date	Run		Analyst	Instrument	Dilution	QC	
			Date/Time					Batch ID	Prep Method
1	EPA-335.4	06/17/20 08:01	06/17/20	12:57	JMH	KONE-1	1	B080352	EPA 335.4 Total
2	SM-4500-NH3G	06/17/20 10:00	06/22/20	11:55	JMH2	SC-1	1.079	B080386	SM 4500-NH3G
3	SM-4500SD	06/17/20 15:00	06/17/20	15:00	JKS	SPEC06	1	B080362	SM 4500SD

The results in this report apply to the samples analyzed in accordance with the chain of custody document. This analytical report must be reproduced in its entirety.

All results listed in this report are for the exclusive use of the submitting party. BC Laboratories, Inc. assumes no responsibility for report alteration, separation, detachment or third party interpretation.



Asset Laboratories, Inc.-Cerritos
11110 Artesia Blvd., Suite B
Cerritos, CA 90703

Reported: 07/10/2020 16:31
Project: Cerritos
Project Number: N040965: SFPP Norwalk
Project Manager: Emil Angelo Rodriguez

Organochlorine Pesticides and PCB's (EPA Method 608)

BCL Sample ID: 2017340-02		Client Sample Name: SFPP Norwalk, RSW-001-06-11-20, 6/11/2020 2:20:00PM						
Constituent	Result	Units	PQL	MDL	Method	MB Bias	Lab Quals	Run #
Aldrin	ND	ug/L	0.0010	0.00019	EPA-608	ND		1
alpha-BHC	ND	ug/L	0.0010	0.00010	EPA-608	ND		1
beta-BHC	ND	ug/L	0.0010	0.00013	EPA-608	ND		1
delta-BHC	ND	ug/L	0.0010	0.00030	EPA-608	ND		1
gamma-BHC (Lindane)	ND	ug/L	0.0010	0.00014	EPA-608	ND		1
Chlordane (Technical)	ND	ug/L	0.10	0.0089	EPA-608	ND		1
4,4'-DDD	ND	ug/L	0.0010	0.00018	EPA-608	ND		1
4,4'-DDE	ND	ug/L	0.0010	0.00025	EPA-608	ND		1
4,4'-DDT	0.0048	ug/L	0.0010	0.00019	EPA-608	ND		1
Dieldrin	ND	ug/L	0.0010	0.00022	EPA-608	ND		1
Endosulfan I	ND	ug/L	0.0010	0.00014	EPA-608	ND		1
Endosulfan II	ND	ug/L	0.0010	0.00020	EPA-608	ND		1
Endosulfan sulfate	ND	ug/L	0.0010	0.00011	EPA-608	ND		1
Endrin	ND	ug/L	0.0010	0.00014	EPA-608	ND		1
Endrin aldehyde	ND	ug/L	0.0020	0.00011	EPA-608	ND		1
Heptachlor	ND	ug/L	0.0010	0.00019	EPA-608	ND		1
Heptachlor epoxide	ND	ug/L	0.0010	0.00013	EPA-608	ND		1
Methoxychlor	ND	ug/L	0.0010	0.00074	EPA-608	ND		1
Toxaphene	ND	ug/L	0.40	0.040	EPA-608	ND		1
PCB-1016	ND	ug/L	0.040	0.014	EPA-608	ND		1
PCB-1221	ND	ug/L	0.040	0.013	EPA-608	ND		1
PCB-1232	ND	ug/L	0.040	0.012	EPA-608	ND		1
PCB-1242	ND	ug/L	0.040	0.0074	EPA-608	ND		1
PCB-1248	ND	ug/L	0.040	0.0088	EPA-608	ND		1
PCB-1254	ND	ug/L	0.040	0.0074	EPA-608	ND		1
PCB-1260	ND	ug/L	0.040	0.018	EPA-608	ND		1
PCB-1262	ND	ug/L	0.040	0.014	EPA-608	ND		1
PCB-1268	ND	ug/L	0.040	0.012	EPA-608	ND		1
Total PCB's (Summation)	ND	ug/L	0.040	0.020	EPA-608	ND		1
TCMX (Surrogate)	83.0	%	40 - 140 (LCL - UCL)		EPA-608			1
Decachlorobiphenyl (Surrogate)	62.1	%	50 - 130 (LCL - UCL)		EPA-608			1

The results in this report apply to the samples analyzed in accordance with the chain of custody document. This analytical report must be reproduced in its entirety.

All results listed in this report are for the exclusive use of the submitting party. BC Laboratories, Inc. assumes no responsibility for report alteration, separation, detachment or third party interpretation.



Asset Laboratories, Inc.-Cerritos
11110 Artesia Blvd., Suite B
Cerritos, CA 90703

Reported: 07/10/2020 16:31
Project: Cerritos
Project Number: N040965: SFPP Norwalk
Project Manager: Emil Angelo Rodriguez

Organochlorine Pesticides and PCB's (EPA Method 608)

BCL Sample ID: 2017340-02	Client Sample Name: SFPP Norwalk, RSW-001-06-11-20, 6/11/2020 2:20:00PM
----------------------------------	--

Run #	Method	Prep Date	Run		Analyst	Instrument	Dilution	QC	
			Date/Time					Batch ID	
1	EPA-608	06/17/20 20:30	06/19/20 19:42		HKS	GC-17	1.020	B080711	EPA 608

The results in this report apply to the samples analyzed in accordance with the chain of custody document. This analytical report must be reproduced in its entirety.

All results listed in this report are for the exclusive use of the submitting party. BC Laboratories, Inc. assumes no responsibility for report alteration, separation, detachment or third party interpretation.

Asset Laboratories, Inc.-Cerritos
11110 Artesia Blvd., Suite B
Cerritos, CA 90703

Reported: 07/10/2020 16:31
Project: Cerritos
Project Number: N040965: SFPP Norwalk
Project Manager: Emil Angelo Rodriguez

Base Neutral and Acid Extractables Organic Analysis (EPA Method 625)

BCL Sample ID: 2017340-02		Client Sample Name: SFPP Norwalk, RSW-001-06-11-20, 6/11/2020 2:20:00PM						
Constituent	Result	Units	PQL	MDL	Method	MB Bias	Lab Quals	Run #
Acenaphthene	ND	ug/L	10	2.2	EPA-625	ND	A10	1
Acenaphthylene	ND	ug/L	20	2.0	EPA-625	ND	A10	1
Aldrin	ND	ug/L	20	2.8	EPA-625	ND	A10	1
Aniline	ND	ug/L	50	18	EPA-625	ND	A10	1
Anthracene	ND	ug/L	20	2.0	EPA-625	ND	A10	1
Benzidine	ND	ug/L	53	30	EPA-625	ND	A10	1
Benzo[a]anthracene	ND	ug/L	20	3.0	EPA-625	ND	A10	1
Benzo[b]fluoranthene	ND	ug/L	20	4.2	EPA-625	ND	A10	1
Benzo[k]fluoranthene	ND	ug/L	20	2.9	EPA-625	ND	A10	1
Benzo[a]pyrene	ND	ug/L	20	2.1	EPA-625	ND	A10	1
Benzo[g,h,i]perylene	ND	ug/L	20	4.8	EPA-625	ND	A10	1
Benzoic acid	ND	ug/L	100	7.2	EPA-625	ND	A10	1
Benzyl alcohol	ND	ug/L	20	3.5	EPA-625	ND	A10	1
Benzyl butyl phthalate	ND	ug/L	20	2.6	EPA-625	ND	A10	1
alpha-BHC	ND	ug/L	20	3.6	EPA-625	ND	A10	1
beta-BHC	ND	ug/L	20	2.5	EPA-625	ND	A10	1
delta-BHC	ND	ug/L	20	2.8	EPA-625	ND	A10	1
gamma-BHC (Lindane)	ND	ug/L	20	3.2	EPA-625	ND	A10	1
bis(2-Chloroethoxy)methane	ND	ug/L	20	2.7	EPA-625	ND	A10	1
bis(2-Chloroethyl) ether	ND	ug/L	10	8.6	EPA-625	ND	A10	1
bis(2-Chloroisopropyl) ether	ND	ug/L	20	17	EPA-625	ND	A10	1
bis(2-Ethylhexyl)phthalate	ND	ug/L	30	2.0	EPA-625	ND	A10	1
4-Bromophenyl phenyl ether	ND	ug/L	20	2.0	EPA-625	ND	A10	1
4-Chloroaniline	ND	ug/L	20	3.9	EPA-625	ND	A10	1
2-Chloronaphthalene	ND	ug/L	20	2.3	EPA-625	ND	A10	1
4-Chlorophenyl phenyl ether	ND	ug/L	20	2.0	EPA-625	ND	A10	1
Chrysene	ND	ug/L	20	2.6	EPA-625	ND	A10	1
4,4'-DDD	ND	ug/L	20	4.0	EPA-625	ND	A10	1
4,4'-DDE	ND	ug/L	30	3.2	EPA-625	ND	A10	1
4,4'-DDT	ND	ug/L	20	2.6	EPA-625	ND	A10	1
Dibenzo[a,h]anthracene	ND	ug/L	30	5.9	EPA-625	ND	A10	1
Dibenzofuran	ND	ug/L	20	2.0	EPA-625	ND	A10	1
1,2-Dichlorobenzene	ND	ug/L	20	0.55	EPA-625	ND	A10	1

The results in this report apply to the samples analyzed in accordance with the chain of custody document. This analytical report must be reproduced in its entirety.

All results listed in this report are for the exclusive use of the submitting party. BC Laboratories, Inc. assumes no responsibility for report alteration, separation, detachment or third party interpretation.

Asset Laboratories, Inc.-Cerritos
11110 Artesia Blvd., Suite B
Cerritos, CA 90703

Reported: 07/10/2020 16:31
Project: Cerritos
Project Number: N040965: SFPP Norwalk
Project Manager: Emil Angelo Rodriguez

Base Neutral and Acid Extractables Organic Analysis (EPA Method 625)

BCL Sample ID: 2017340-02		Client Sample Name: SFPP Norwalk, RSW-001-06-11-20, 6/11/2020 2:20:00PM						
Constituent	Result	Units	PQL	MDL	Method	MB Bias	Lab Quals	Run #
1,3-Dichlorobenzene	ND	ug/L	10	0.66	EPA-625	ND	A10	1
1,4-Dichlorobenzene	ND	ug/L	10	0.50	EPA-625	ND	A10	1
3,3-Dichlorobenzidine	ND	ug/L	50	4.1	EPA-625	ND	A10	1
Dieldrin	ND	ug/L	30	4.5	EPA-625	ND	A10	1
Diethyl phthalate	ND	ug/L	20	2.0	EPA-625	ND	A10	1
Dimethyl phthalate	ND	ug/L	20	2.5	EPA-625	ND	A10	1
Di-n-butyl phthalate	ND	ug/L	20	2.0	EPA-625	ND	A10	1
2,4-Dinitrotoluene	ND	ug/L	20	8.7	EPA-625	ND	A10	1
2,6-Dinitrotoluene	ND	ug/L	20	4.6	EPA-625	ND	A10	1
Di-n-octyl phthalate	ND	ug/L	20	3.1	EPA-625	ND	A10	1
1,2-Diphenylhydrazine	ND	ug/L	10	4.4	EPA-625	ND	A10	1
Endosulfan I	ND	ug/L	100	3.7	EPA-625	ND	A10	1
Endosulfan II	ND	ug/L	100	3.7	EPA-625	ND	A10	1
Endosulfan sulfate	ND	ug/L	30	3.7	EPA-625	ND	A10	1
Endrin	ND	ug/L	20	6.7	EPA-625	ND	A10	1
Endrin aldehyde	ND	ug/L	100	3.7	EPA-625	ND	A10	1
Fluoranthene	ND	ug/L	10	4.1	EPA-625	ND	A10	1
Fluorene	ND	ug/L	20	2.0	EPA-625	ND	A10	1
Heptachlor	ND	ug/L	20	2.2	EPA-625	ND	A10	1
Heptachlor epoxide	ND	ug/L	20	3.5	EPA-625	ND	A10	1
Hexachlorobenzene	ND	ug/L	10	2.3	EPA-625	ND	A10	1
Hexachlorobutadiene	ND	ug/L	10	0.78	EPA-625	ND	A10	1
Hexachlorocyclopentadiene	ND	ug/L	10	3.5	EPA-625	ND	A10	1
Hexachloroethane	ND	ug/L	10	0.57	EPA-625	ND	A10	1
Indeno[1,2,3-cd]pyrene	ND	ug/L	20	7.1	EPA-625	ND	A10	1
Isophorone	ND	ug/L	10	4.1	EPA-625	ND	A10	1
2-Methylnaphthalene	ND	ug/L	20	3.0	EPA-625	ND	A10	1
Naphthalene	ND	ug/L	10	0.68	EPA-625	ND	A10	1
2-Naphthylamine	ND	ug/L	200	17	EPA-625	ND	A10	1
2-Nitroaniline	ND	ug/L	20	3.6	EPA-625	ND	A10	1
3-Nitroaniline	ND	ug/L	20	5.2	EPA-625	ND	A10	1
4-Nitroaniline	ND	ug/L	50	8.5	EPA-625	ND	A10	1
Nitrobenzene	ND	ug/L	10	3.9	EPA-625	ND	A10	1

The results in this report apply to the samples analyzed in accordance with the chain of custody document. This analytical report must be reproduced in its entirety.

All results listed in this report are for the exclusive use of the submitting party. BC Laboratories, Inc. assumes no responsibility for report alteration, separation, detachment or third party interpretation.

Asset Laboratories, Inc.-Cerritos
11110 Artesia Blvd., Suite B
Cerritos, CA 90703

Reported: 07/10/2020 16:31
Project: Cerritos
Project Number: N040965: SFPP Norwalk
Project Manager: Emil Angelo Rodriguez

Base Neutral and Acid Extractables Organic Analysis (EPA Method 625)

BCL Sample ID: 2017340-02	Client Sample Name: SFPP Norwalk, RSW-001-06-11-20, 6/11/2020 2:20:00PM
----------------------------------	--

Constituent	Result	Units	PQL	MDL	Method	MB Bias	Lab Quals	Run #
N-Nitrosodimethylamine	ND	ug/L	20	5.6	EPA-625	ND	A10	1
N-Nitrosodi-N-propylamine	ND	ug/L	20	5.6	EPA-625	ND	A10	1
N-Nitrosodiphenylamine	ND	ug/L	10	2.7	EPA-625	ND	A10	1
Phenanthrene	ND	ug/L	20	2.0	EPA-625	ND	A10	1
Pyrene	ND	ug/L	20	3.1	EPA-625	ND	A10	1
1,2,4-Trichlorobenzene	ND	ug/L	10	0.76	EPA-625	ND	A10	1
4-Chloro-3-methylphenol	ND	ug/L	10	4.2	EPA-625	ND	A10	1
2-Chlorophenol	ND	ug/L	20	8.5	EPA-625	ND	A10	1
2,4-Dichlorophenol	ND	ug/L	10	2.6	EPA-625	ND	A10	1
2,4-Dimethylphenol	ND	ug/L	10	3.0	EPA-625	ND	A10	1
4,6-Dinitro-2-methylphenol	ND	ug/L	50	4.3	EPA-625	ND	A10	1
2,4-Dinitrophenol	ND	ug/L	50	3.7	EPA-625	ND	A10	1
2-Methylphenol	ND	ug/L	20	5.5	EPA-625	ND	A10	1
3- & 4-Methylphenol	ND	ug/L	20	7.2	EPA-625	ND	A10	1
Total Methylphenol	ND	ug/L	40	13	EPA-625	ND	A10	1
2-Nitrophenol	ND	ug/L	20	3.9	EPA-625	ND	A10	1
4-Nitrophenol	ND	ug/L	20	6.6	EPA-625	ND	A10	1
Pentachlorophenol	ND	ug/L	10	4.3	EPA-625	ND	A10	1
Phenol	ND	ug/L	10	8.4	EPA-625	ND	A10	1
2,4,5-Trichlorophenol	ND	ug/L	50	3.6	EPA-625	ND	A10	1
2,4,6-Trichlorophenol	ND	ug/L	50	3.4	EPA-625	ND	A10	1
2-Fluorophenol (Surrogate)	45.8	%	36 - 98 (LCL - UCL)		EPA-625	ND	A10	1
Phenol-d5 (Surrogate)	36.3	%	10 - 89 (LCL - UCL)		EPA-625	ND	A10	1
Nitrobenzene-d5 (Surrogate)	97.3	%	59 - 122 (LCL - UCL)		EPA-625	ND	A10	1
2-Fluorobiphenyl (Surrogate)	94.8	%	44 - 138 (LCL - UCL)		EPA-625	ND	A10	1
2,4,6-Tribromophenol (Surrogate)	105	%	51 - 139 (LCL - UCL)		EPA-625	ND	A10	1
p-Terphenyl-d14 (Surrogate)	99.5	%	23 - 173 (LCL - UCL)		EPA-625	ND	A10	1

Run #	Method	Prep Date	Run Date/Time	Analyst	Instrument	Dilution	QC Batch ID	Prep Method
1	EPA-625	06/17/20 19:00	06/19/20 01:47	MK1	HPCHEM	9.899	B080591	EPA 3510C

The results in this report apply to the samples analyzed in accordance with the chain of custody document. This analytical report must be reproduced in its entirety.

All results listed in this report are for the exclusive use of the submitting party. BC Laboratories, Inc. assumes no responsibility for report alteration, separation, detachment or third party interpretation.



Asset Laboratories, Inc.-Cerritos
11110 Artesia Blvd., Suite B
Cerritos, CA 90703

Reported: 07/10/2020 16:31
Project: Cerritos
Project Number: N040965: SFPP Norwalk
Project Manager: Emil Angelo Rodriguez

Water Analysis (General Chemistry)

BCL Sample ID: 2017340-02	Client Sample Name: SFPP Norwalk, RSW-001-06-11-20, 6/11/2020 2:20:00PM
----------------------------------	--

Constituent	Result	Units	PQL	MDL	Method	MB Bias	Lab Quals	Run #
Total Cyanide	ND	mg/L	0.0050	0.0017	EPA-335.4	ND		1

Run #	Method	Prep Date	Run Date/Time	Analyst	Instrument	Dilution	QC Batch ID	Prep Method
1	EPA-335.4	06/17/20 08:01	06/17/20 12:57	JMH	KONE-1	1	B080352	EPA 335.4 Total

The results in this report apply to the samples analyzed in accordance with the chain of custody document. This analytical report must be reproduced in its entirety.

All results listed in this report are for the exclusive use of the submitting party. BC Laboratories, Inc. assumes no responsibility for report alteration, separation, detachment or third party interpretation.



Asset Laboratories, Inc.-Cerritos
11110 Artesia Blvd., Suite B
Cerritos, CA 90703

Reported: 07/10/2020 16:31
Project: Cerritos
Project Number: N040965: SFPP Norwalk
Project Manager: Emil Angelo Rodriguez

Organochlorine Pesticides and PCB's (EPA Method 608)

BCL Sample ID: 2017340-03		Client Sample Name: SFPP Norwalk, RSW-002-06-11-20, 6/11/2020 2:30:00PM						
Constituent	Result	Units	PQL	MDL	Method	MB Bias	Lab Quals	Run #
Aldrin	ND	ug/L	0.0010	0.00019	EPA-608	ND		1
alpha-BHC	ND	ug/L	0.0010	0.00010	EPA-608	ND		1
beta-BHC	ND	ug/L	0.0010	0.00013	EPA-608	ND		1
delta-BHC	ND	ug/L	0.0010	0.00030	EPA-608	ND		1
gamma-BHC (Lindane)	ND	ug/L	0.0010	0.00014	EPA-608	ND		1
Chlordane (Technical)	ND	ug/L	0.10	0.0089	EPA-608	ND		1
4,4'-DDD	0.0022	ug/L	0.0010	0.00018	EPA-608	ND		1
4,4'-DDE	ND	ug/L	0.0010	0.00025	EPA-608	ND		1
4,4'-DDT	0.0045	ug/L	0.0010	0.00019	EPA-608	ND		1
Dieldrin	ND	ug/L	0.0010	0.00022	EPA-608	ND		1
Endosulfan I	ND	ug/L	0.0010	0.00014	EPA-608	ND		1
Endosulfan II	ND	ug/L	0.0010	0.00020	EPA-608	ND		1
Endosulfan sulfate	ND	ug/L	0.0010	0.00011	EPA-608	ND		1
Endrin	ND	ug/L	0.0010	0.00014	EPA-608	ND		1
Endrin aldehyde	ND	ug/L	0.0020	0.00011	EPA-608	ND		1
Heptachlor	ND	ug/L	0.0010	0.00019	EPA-608	ND		1
Heptachlor epoxide	ND	ug/L	0.0010	0.00013	EPA-608	ND		1
Methoxychlor	ND	ug/L	0.0010	0.00074	EPA-608	ND		1
Toxaphene	ND	ug/L	0.40	0.040	EPA-608	ND		1
PCB-1016	ND	ug/L	0.040	0.014	EPA-608	ND		1
PCB-1221	ND	ug/L	0.040	0.013	EPA-608	ND		1
PCB-1232	ND	ug/L	0.040	0.012	EPA-608	ND		1
PCB-1242	ND	ug/L	0.040	0.0074	EPA-608	ND		1
PCB-1248	ND	ug/L	0.040	0.0088	EPA-608	ND		1
PCB-1254	ND	ug/L	0.040	0.0074	EPA-608	ND		1
PCB-1260	ND	ug/L	0.040	0.018	EPA-608	ND		1
PCB-1262	ND	ug/L	0.040	0.014	EPA-608	ND		1
PCB-1268	ND	ug/L	0.040	0.012	EPA-608	ND		1
Total PCB's (Summation)	ND	ug/L	0.040	0.020	EPA-608	ND		1
TCMX (Surrogate)	93.9	%	40 - 140 (LCL - UCL)		EPA-608			1
Decachlorobiphenyl (Surrogate)	65.9	%	50 - 130 (LCL - UCL)		EPA-608			1

The results in this report apply to the samples analyzed in accordance with the chain of custody document. This analytical report must be reproduced in its entirety.

All results listed in this report are for the exclusive use of the submitting party. BC Laboratories, Inc. assumes no responsibility for report alteration, separation, detachment or third party interpretation.



Asset Laboratories, Inc.-Cerritos
11110 Artesia Blvd., Suite B
Cerritos, CA 90703

Reported: 07/10/2020 16:31
Project: Cerritos
Project Number: N040965: SFPP Norwalk
Project Manager: Emil Angelo Rodriguez

Organochlorine Pesticides and PCB's (EPA Method 608)

BCL Sample ID: 2017340-03	Client Sample Name: SFPP Norwalk, RSW-002-06-11-20, 6/11/2020 2:30:00PM
----------------------------------	--

Run #	Method	Prep Date	Run		Analyst	Instrument	Dilution	QC	
			Date/Time					Batch ID	
1	EPA-608	06/17/20 20:30	06/19/20 19:59		HKS	GC-17	1.010	B080711	EPA 608

The results in this report apply to the samples analyzed in accordance with the chain of custody document. This analytical report must be reproduced in its entirety.

All results listed in this report are for the exclusive use of the submitting party. BC Laboratories, Inc. assumes no responsibility for report alteration, separation, detachment or third party interpretation.

Asset Laboratories, Inc.-Cerritos
11110 Artesia Blvd., Suite B
Cerritos, CA 90703

Reported: 07/10/2020 16:31
Project: Cerritos
Project Number: N040965: SFPP Norwalk
Project Manager: Emil Angelo Rodriguez

Base Neutral and Acid Extractables Organic Analysis (EPA Method 625)

BCL Sample ID: 2017340-03		Client Sample Name: SFPP Norwalk, RSW-002-06-11-20, 6/11/2020 2:30:00PM						
Constituent	Result	Units	PQL	MDL	Method	MB Bias	Lab Quals	Run #
Acenaphthene	ND	ug/L	10	2.2	EPA-625	ND	A10	1
Acenaphthylene	ND	ug/L	20	2.0	EPA-625	ND	A10	1
Aldrin	ND	ug/L	20	2.8	EPA-625	ND	A10	1
Aniline	ND	ug/L	50	18	EPA-625	ND	A10	1
Anthracene	ND	ug/L	20	2.0	EPA-625	ND	A10	1
Benzidine	ND	ug/L	53	30	EPA-625	ND	A10	1
Benzo[a]anthracene	ND	ug/L	20	3.0	EPA-625	ND	A10	1
Benzo[b]fluoranthene	ND	ug/L	20	4.2	EPA-625	ND	A10	1
Benzo[k]fluoranthene	ND	ug/L	20	2.9	EPA-625	ND	A10	1
Benzo[a]pyrene	ND	ug/L	20	2.1	EPA-625	ND	A10	1
Benzo[g,h,i]perylene	ND	ug/L	20	4.8	EPA-625	ND	A10	1
Benzoic acid	ND	ug/L	100	7.2	EPA-625	ND	A10	1
Benzyl alcohol	ND	ug/L	20	3.5	EPA-625	ND	A10	1
Benzyl butyl phthalate	ND	ug/L	20	2.6	EPA-625	ND	A10	1
alpha-BHC	ND	ug/L	20	3.6	EPA-625	ND	A10	1
beta-BHC	ND	ug/L	20	2.5	EPA-625	ND	A10	1
delta-BHC	ND	ug/L	20	2.8	EPA-625	ND	A10	1
gamma-BHC (Lindane)	ND	ug/L	20	3.2	EPA-625	ND	A10	1
bis(2-Chloroethoxy)methane	ND	ug/L	20	2.7	EPA-625	ND	A10	1
bis(2-Chloroethyl) ether	ND	ug/L	10	8.6	EPA-625	ND	A10	1
bis(2-Chloroisopropyl) ether	ND	ug/L	20	17	EPA-625	ND	A10	1
bis(2-Ethylhexyl)phthalate	ND	ug/L	30	2.0	EPA-625	ND	A10	1
4-Bromophenyl phenyl ether	ND	ug/L	20	2.0	EPA-625	ND	A10	1
4-Chloroaniline	ND	ug/L	20	3.9	EPA-625	ND	A10	1
2-Chloronaphthalene	ND	ug/L	20	2.3	EPA-625	ND	A10	1
4-Chlorophenyl phenyl ether	ND	ug/L	20	2.0	EPA-625	ND	A10	1
Chrysene	ND	ug/L	20	2.6	EPA-625	ND	A10	1
4,4'-DDD	ND	ug/L	20	4.0	EPA-625	ND	A10	1
4,4'-DDE	ND	ug/L	30	3.2	EPA-625	ND	A10	1
4,4'-DDT	ND	ug/L	20	2.6	EPA-625	ND	A10	1
Dibenzo[a,h]anthracene	ND	ug/L	30	5.9	EPA-625	ND	A10	1
Dibenzofuran	ND	ug/L	20	2.0	EPA-625	ND	A10	1
1,2-Dichlorobenzene	ND	ug/L	20	0.55	EPA-625	ND	A10	1

The results in this report apply to the samples analyzed in accordance with the chain of custody document. This analytical report must be reproduced in its entirety.

All results listed in this report are for the exclusive use of the submitting party. BC Laboratories, Inc. assumes no responsibility for report alteration, separation, detachment or third party interpretation.

Asset Laboratories, Inc.-Cerritos
11110 Artesia Blvd., Suite B
Cerritos, CA 90703

Reported: 07/10/2020 16:31
Project: Cerritos
Project Number: N040965: SFPP Norwalk
Project Manager: Emil Angelo Rodriguez

Base Neutral and Acid Extractables Organic Analysis (EPA Method 625)

BCL Sample ID: 2017340-03		Client Sample Name: SFPP Norwalk, RSW-002-06-11-20, 6/11/2020 2:30:00PM						
Constituent	Result	Units	PQL	MDL	Method	MB Bias	Lab Quals	Run #
1,3-Dichlorobenzene	ND	ug/L	10	0.66	EPA-625	ND	A10	1
1,4-Dichlorobenzene	ND	ug/L	10	0.50	EPA-625	ND	A10	1
3,3-Dichlorobenzidine	ND	ug/L	50	4.1	EPA-625	ND	A10	1
Dieldrin	ND	ug/L	30	4.5	EPA-625	ND	A10	1
Diethyl phthalate	ND	ug/L	20	2.0	EPA-625	ND	A10	1
Dimethyl phthalate	ND	ug/L	20	2.5	EPA-625	ND	A10	1
Di-n-butyl phthalate	ND	ug/L	20	2.0	EPA-625	ND	A10	1
2,4-Dinitrotoluene	ND	ug/L	20	8.7	EPA-625	ND	A10	1
2,6-Dinitrotoluene	ND	ug/L	20	4.6	EPA-625	ND	A10	1
Di-n-octyl phthalate	ND	ug/L	20	3.1	EPA-625	ND	A10	1
1,2-Diphenylhydrazine	ND	ug/L	10	4.4	EPA-625	ND	A10	1
Endosulfan I	ND	ug/L	100	3.7	EPA-625	ND	A10	1
Endosulfan II	ND	ug/L	100	3.7	EPA-625	ND	A10	1
Endosulfan sulfate	ND	ug/L	30	3.7	EPA-625	ND	A10	1
Endrin	ND	ug/L	20	6.7	EPA-625	ND	A10	1
Endrin aldehyde	ND	ug/L	100	3.7	EPA-625	ND	A10	1
Fluoranthene	ND	ug/L	10	4.1	EPA-625	ND	A10	1
Fluorene	ND	ug/L	20	2.0	EPA-625	ND	A10	1
Heptachlor	ND	ug/L	20	2.2	EPA-625	ND	A10	1
Heptachlor epoxide	ND	ug/L	20	3.5	EPA-625	ND	A10	1
Hexachlorobenzene	ND	ug/L	10	2.3	EPA-625	ND	A10	1
Hexachlorobutadiene	ND	ug/L	10	0.78	EPA-625	ND	A10	1
Hexachlorocyclopentadiene	ND	ug/L	10	3.5	EPA-625	ND	A10	1
Hexachloroethane	ND	ug/L	10	0.57	EPA-625	ND	A10	1
Indeno[1,2,3-cd]pyrene	ND	ug/L	20	7.1	EPA-625	ND	A10	1
Isophorone	ND	ug/L	10	4.1	EPA-625	ND	A10	1
2-Methylnaphthalene	ND	ug/L	20	3.0	EPA-625	ND	A10	1
Naphthalene	ND	ug/L	10	0.68	EPA-625	ND	A10	1
2-Naphthylamine	ND	ug/L	200	17	EPA-625	ND	A10	1
2-Nitroaniline	ND	ug/L	20	3.6	EPA-625	ND	A10	1
3-Nitroaniline	ND	ug/L	20	5.2	EPA-625	ND	A10	1
4-Nitroaniline	ND	ug/L	50	8.5	EPA-625	ND	A10	1
Nitrobenzene	ND	ug/L	10	3.9	EPA-625	ND	A10	1

The results in this report apply to the samples analyzed in accordance with the chain of custody document. This analytical report must be reproduced in its entirety.

All results listed in this report are for the exclusive use of the submitting party. BC Laboratories, Inc. assumes no responsibility for report alteration, separation, detachment or third party interpretation.

Asset Laboratories, Inc.-Cerritos
11110 Artesia Blvd., Suite B
Cerritos, CA 90703

Reported: 07/10/2020 16:31
Project: Cerritos
Project Number: N040965: SFPP Norwalk
Project Manager: Emil Angelo Rodriguez

Base Neutral and Acid Extractables Organic Analysis (EPA Method 625)

BCL Sample ID: 2017340-03	Client Sample Name: SFPP Norwalk, RSW-002-06-11-20, 6/11/2020 2:30:00PM
----------------------------------	--

Constituent	Result	Units	PQL	MDL	Method	MB Bias	Lab Quals	Run #
N-Nitrosodimethylamine	ND	ug/L	20	5.6	EPA-625	ND	A10	1
N-Nitrosodi-N-propylamine	ND	ug/L	20	5.6	EPA-625	ND	A10	1
N-Nitrosodiphenylamine	ND	ug/L	10	2.7	EPA-625	ND	A10	1
Phenanthrene	ND	ug/L	20	2.0	EPA-625	ND	A10	1
Pyrene	ND	ug/L	20	3.1	EPA-625	ND	A10	1
1,2,4-Trichlorobenzene	ND	ug/L	10	0.76	EPA-625	ND	A10	1
4-Chloro-3-methylphenol	ND	ug/L	10	4.2	EPA-625	ND	A10	1
2-Chlorophenol	ND	ug/L	20	8.5	EPA-625	ND	A10	1
2,4-Dichlorophenol	ND	ug/L	10	2.6	EPA-625	ND	A10	1
2,4-Dimethylphenol	ND	ug/L	10	3.0	EPA-625	ND	A10	1
4,6-Dinitro-2-methylphenol	ND	ug/L	50	4.3	EPA-625	ND	A10	1
2,4-Dinitrophenol	ND	ug/L	50	3.7	EPA-625	ND	A10	1
2-Methylphenol	ND	ug/L	20	5.5	EPA-625	ND	A10	1
3- & 4-Methylphenol	ND	ug/L	20	7.2	EPA-625	ND	A10	1
Total Methylphenol	ND	ug/L	40	13	EPA-625	ND	A10	1
2-Nitrophenol	ND	ug/L	20	3.9	EPA-625	ND	A10	1
4-Nitrophenol	ND	ug/L	20	6.6	EPA-625	ND	A10	1
Pentachlorophenol	ND	ug/L	10	4.3	EPA-625	ND	A10	1
Phenol	ND	ug/L	10	8.4	EPA-625	ND	A10	1
2,4,5-Trichlorophenol	ND	ug/L	50	3.6	EPA-625	ND	A10	1
2,4,6-Trichlorophenol	ND	ug/L	50	3.4	EPA-625	ND	A10	1
2-Fluorophenol (Surrogate)	52.8	%	36 - 98 (LCL - UCL)		EPA-625	ND	A10	1
Phenol-d5 (Surrogate)	34.1	%	10 - 89 (LCL - UCL)		EPA-625	ND	A10	1
Nitrobenzene-d5 (Surrogate)	82.1	%	59 - 122 (LCL - UCL)		EPA-625	ND	A10	1
2-Fluorobiphenyl (Surrogate)	81.6	%	44 - 138 (LCL - UCL)		EPA-625	ND	A10	1
2,4,6-Tribromophenol (Surrogate)	97.9	%	51 - 139 (LCL - UCL)		EPA-625	ND	A10	1
p-Terphenyl-d14 (Surrogate)	74.9	%	23 - 173 (LCL - UCL)		EPA-625	ND	A10	1

Run #	Method	Prep Date	Run Date/Time	Analyst	Instrument	Dilution	QC Batch ID	Prep Method
1	EPA-625	06/17/20 19:00	06/19/20 02:14	MK1	HPCHEM	9.697	B080591	EPA 3510C

The results in this report apply to the samples analyzed in accordance with the chain of custody document. This analytical report must be reproduced in its entirety.

All results listed in this report are for the exclusive use of the submitting party. BC Laboratories, Inc. assumes no responsibility for report alteration, separation, detachment or third party interpretation.



Asset Laboratories, Inc.-Cerritos
11110 Artesia Blvd., Suite B
Cerritos, CA 90703

Reported: 07/10/2020 16:31
Project: Cerritos
Project Number: N040965: SFPP Norwalk
Project Manager: Emil Angelo Rodriguez

Water Analysis (General Chemistry)

BCL Sample ID: 2017340-03	Client Sample Name: SFPP Norwalk, RSW-002-06-11-20, 6/11/2020 2:30:00PM
----------------------------------	--

Constituent	Result	Units	PQL	MDL	Method	MB Bias	Lab Quals	Run #
Total Cyanide	ND	mg/L	0.0050	0.0017	EPA-335.4	ND		1

Run #	Method	Prep Date	Run Date/Time	Analyst	Instrument	Dilution	QC Batch ID	Prep Method
1	EPA-335.4	06/17/20 08:01	06/17/20 12:57	JMH	KONE-1	1	B080352	EPA 335.4 Total

The results in this report apply to the samples analyzed in accordance with the chain of custody document. This analytical report must be reproduced in its entirety.

All results listed in this report are for the exclusive use of the submitting party. BC Laboratories, Inc. assumes no responsibility for report alteration, separation, detachment or third party interpretation.



Asset Laboratories, Inc.-Cerritos
11110 Artesia Blvd., Suite B
Cerritos, CA 90703

Reported: 07/10/2020 16:31
Project: Cerritos
Project Number: N040965: SFPP Norwalk
Project Manager: Emil Angelo Rodriguez

Organochlorine Pesticides and PCB's (EPA Method 608)

Quality Control Report - Method Blank Analysis

Constituent	QC Sample ID	MB Result	Units	PQL	MDL	Lab Quals
QC Batch ID: B080711						
Aldrin	B080711-BLK1	ND	ug/L	0.0010	0.00019	
alpha-BHC	B080711-BLK1	ND	ug/L	0.0010	0.00010	
beta-BHC	B080711-BLK1	ND	ug/L	0.0010	0.00013	
delta-BHC	B080711-BLK1	ND	ug/L	0.0010	0.00030	
gamma-BHC (Lindane)	B080711-BLK1	ND	ug/L	0.0010	0.00014	
Chlordane (Technical)	B080711-BLK1	ND	ug/L	0.10	0.0089	
4,4'-DDD	B080711-BLK1	ND	ug/L	0.0010	0.00018	
4,4'-DDE	B080711-BLK1	ND	ug/L	0.0010	0.00025	
4,4'-DDT	B080711-BLK1	ND	ug/L	0.0010	0.00019	
Dieldrin	B080711-BLK1	ND	ug/L	0.0010	0.00022	
Endosulfan I	B080711-BLK1	ND	ug/L	0.0010	0.00014	
Endosulfan II	B080711-BLK1	ND	ug/L	0.0010	0.00020	
Endosulfan sulfate	B080711-BLK1	ND	ug/L	0.0010	0.00011	
Endrin	B080711-BLK1	ND	ug/L	0.0010	0.00014	
Endrin aldehyde	B080711-BLK1	ND	ug/L	0.0020	0.00011	
Heptachlor	B080711-BLK1	ND	ug/L	0.0010	0.00019	
Heptachlor epoxide	B080711-BLK1	ND	ug/L	0.0010	0.00013	
Methoxychlor	B080711-BLK1	ND	ug/L	0.0010	0.00074	
Toxaphene	B080711-BLK1	ND	ug/L	0.40	0.040	
PCB-1016	B080711-BLK1	ND	ug/L	0.040	0.014	
PCB-1221	B080711-BLK1	ND	ug/L	0.040	0.013	
PCB-1232	B080711-BLK1	ND	ug/L	0.040	0.012	
PCB-1242	B080711-BLK1	ND	ug/L	0.040	0.0074	
PCB-1248	B080711-BLK1	ND	ug/L	0.040	0.0088	
PCB-1254	B080711-BLK1	ND	ug/L	0.040	0.0074	
PCB-1260	B080711-BLK1	ND	ug/L	0.040	0.018	
PCB-1262	B080711-BLK1	ND	ug/L	0.040	0.014	
PCB-1268	B080711-BLK1	ND	ug/L	0.040	0.012	
Total PCB's (Summation)	B080711-BLK1	ND	ug/L	0.040	0.020	
TCMX (Surrogate)	B080711-BLK1	68.8	%	40 - 140 (LCL - UCL)		
Decachlorobiphenyl (Surrogate)	B080711-BLK1	61.6	%	50 - 130 (LCL - UCL)		

The results in this report apply to the samples analyzed in accordance with the chain of custody document. This analytical report must be reproduced in its entirety.

All results listed in this report are for the exclusive use of the submitting party. BC Laboratories, Inc. assumes no responsibility for report alteration, separation, detachment or third party interpretation.



Asset Laboratories, Inc.-Cerritos
11110 Artesia Blvd., Suite B
Cerritos, CA 90703

Reported: 07/10/2020 16:31
Project: Cerritos
Project Number: N040965: SFPP Norwalk
Project Manager: Emil Angelo Rodriguez

Organochlorine Pesticides and PCB's (EPA Method 608)

Quality Control Report - Laboratory Control Sample

Constituent	QC Sample ID	Type	Result	Spike Level	Units	Percent Recovery	RPD	Control Limits		Lab
								Percent Recovery	RPD	
QC Batch ID: B080711										
Aldrin	B080711-BS1	LCS	0.016404	0.030000	ug/L	54.7		60 - 130		L01
gamma-BHC (Lindane)	B080711-BS1	LCS	0.020694	0.030000	ug/L	69.0		60 - 130		
4,4'-DDT	B080711-BS1	LCS	0.019774	0.030000	ug/L	65.9		60 - 130		
Dieldrin	B080711-BS1	LCS	0.020366	0.030000	ug/L	67.9		60 - 130		
Endrin	B080711-BS1	LCS	0.022312	0.030000	ug/L	74.4		60 - 130		
Heptachlor	B080711-BS1	LCS	0.017158	0.030000	ug/L	57.2		60 - 130		L01
TCMX (Surrogate)	B080711-BS1	LCS	0.036078	0.060000	ug/L	60.1		40 - 140		
Decachlorobiphenyl (Surrogate)	B080711-BS1	LCS	0.062628	0.120000	ug/L	52.2		50 - 130		

The results in this report apply to the samples analyzed in accordance with the chain of custody document. This analytical report must be reproduced in its entirety.

All results listed in this report are for the exclusive use of the submitting party. BC Laboratories, Inc. assumes no responsibility for report alteration, separation, detachment or third party interpretation.



Asset Laboratories, Inc.-Cerritos
11110 Artesia Blvd., Suite B
Cerritos, CA 90703

Reported: 07/10/2020 16:31
Project: Cerritos
Project Number: N040965: SFPP Norwalk
Project Manager: Emil Angelo Rodriguez

Organochlorine Pesticides and PCB's (EPA Method 608)

Quality Control Report - Precision & Accuracy

Constituent	Type	Source Sample ID	Source Result	Result	Spike Added	Units	RPD	Control Limits		Lab
								Percent Recovery	RPD	
QC Batch ID: B080711		Used client sample: N								
Aldrin	MS	2016224-59	ND	0.019734	0.030000	ug/L		65.8		60 - 130
	MSD	2016224-59	ND	0.018390	0.030000	ug/L	7.1	61.3	30	60 - 130
gamma-BHC (Lindane)	MS	2016224-59	ND	0.023812	0.030000	ug/L		79.4		60 - 130
	MSD	2016224-59	ND	0.022080	0.030000	ug/L	7.5	73.6	30	60 - 130
4,4'-DDT	MS	2016224-59	ND	0.024840	0.030000	ug/L		82.8		60 - 130
	MSD	2016224-59	ND	0.023340	0.030000	ug/L	6.2	77.8	30	60 - 130
Dieldrin	MS	2016224-59	ND	0.023374	0.030000	ug/L		77.9		65 - 130
	MSD	2016224-59	ND	0.021910	0.030000	ug/L	6.5	73.0	30	65 - 130
Endrin	MS	2016224-59	ND	0.026812	0.030000	ug/L		89.4		60 - 130
	MSD	2016224-59	ND	0.025286	0.030000	ug/L	5.9	84.3	30	60 - 130
Heptachlor	MS	2016224-59	ND	0.020948	0.030000	ug/L		69.8		60 - 130
	MSD	2016224-59	ND	0.019326	0.030000	ug/L	8.1	64.4	30	60 - 130
TCMX (Surrogate)	MS	2016224-59	ND	0.041050	0.060000	ug/L		68.4		40 - 140
	MSD	2016224-59	ND	0.037388	0.060000	ug/L	9.3	62.3		40 - 140
Decachlorobiphenyl (Surrogate)	MS	2016224-59	ND	0.082406	0.12000	ug/L		68.7		50 - 130
	MSD	2016224-59	ND	0.080436	0.12000	ug/L	2.4	67.0		50 - 130

The results in this report apply to the samples analyzed in accordance with the chain of custody document. This analytical report must be reproduced in its entirety.

All results listed in this report are for the exclusive use of the submitting party. BC Laboratories, Inc. assumes no responsibility for report alteration, separation, detachment or third party interpretation.

Asset Laboratories, Inc.-Cerritos
11110 Artesia Blvd., Suite B
Cerritos, CA 90703

Reported: 07/10/2020 16:31
Project: Cerritos
Project Number: N040965: SFPP Norwalk
Project Manager: Emil Angelo Rodriguez

Base Neutral and Acid Extractables Organic Analysis (EPA Method 625)

Quality Control Report - Method Blank Analysis

Constituent	QC Sample ID	MB Result	Units	PQL	MDL	Lab Quals
QC Batch ID: B080591						
Acenaphthene	B080591-BLK1	ND	ug/L	1.0	0.22	
Acenaphthylene	B080591-BLK1	ND	ug/L	2.0	0.20	
Aldrin	B080591-BLK1	ND	ug/L	2.0	0.28	
Aniline	B080591-BLK1	ND	ug/L	5.0	1.8	
Anthracene	B080591-BLK1	ND	ug/L	2.0	0.20	
Benzidine	B080591-BLK1	ND	ug/L	5.3	3.0	
Benzo[a]anthracene	B080591-BLK1	ND	ug/L	2.0	0.30	
Benzo[b]fluoranthene	B080591-BLK1	ND	ug/L	2.0	0.42	
Benzo[k]fluoranthene	B080591-BLK1	ND	ug/L	2.0	0.29	
Benzo[a]pyrene	B080591-BLK1	ND	ug/L	2.0	0.21	
Benzo[g,h,i]perylene	B080591-BLK1	ND	ug/L	2.0	0.48	
Benzoic acid	B080591-BLK1	ND	ug/L	10	0.72	
Benzyl alcohol	B080591-BLK1	ND	ug/L	2.0	0.35	
Benzyl butyl phthalate	B080591-BLK1	ND	ug/L	2.0	0.26	
alpha-BHC	B080591-BLK1	ND	ug/L	2.0	0.36	
beta-BHC	B080591-BLK1	ND	ug/L	2.0	0.25	
delta-BHC	B080591-BLK1	ND	ug/L	2.0	0.28	
gamma-BHC (Lindane)	B080591-BLK1	ND	ug/L	2.0	0.32	
bis(2-Chloroethoxy)methane	B080591-BLK1	ND	ug/L	2.0	0.27	
bis(2-Chloroethyl) ether	B080591-BLK1	ND	ug/L	1.0	0.86	
bis(2-Chloroisopropyl)ether	B080591-BLK1	ND	ug/L	2.0	1.7	
bis(2-Ethylhexyl)phthalate	B080591-BLK1	ND	ug/L	3.0	0.20	
4-Bromophenyl phenyl ether	B080591-BLK1	ND	ug/L	2.0	0.20	
4-Chloroaniline	B080591-BLK1	ND	ug/L	2.0	0.39	
2-Chloronaphthalene	B080591-BLK1	ND	ug/L	2.0	0.23	
4-Chlorophenyl phenyl ether	B080591-BLK1	ND	ug/L	2.0	0.20	
Chrysene	B080591-BLK1	ND	ug/L	2.0	0.26	
4,4'-DDD	B080591-BLK1	ND	ug/L	2.0	0.40	
4,4'-DDE	B080591-BLK1	ND	ug/L	3.0	0.32	
4,4'-DDT	B080591-BLK1	ND	ug/L	2.0	0.26	
Dibenzo[a,h]anthracene	B080591-BLK1	ND	ug/L	3.0	0.59	
Dibenzofuran	B080591-BLK1	ND	ug/L	2.0	0.20	
1,2-Dichlorobenzene	B080591-BLK1	ND	ug/L	2.0	0.055	
1,3-Dichlorobenzene	B080591-BLK1	ND	ug/L	1.0	0.066	

The results in this report apply to the samples analyzed in accordance with the chain of custody document. This analytical report must be reproduced in its entirety.

All results listed in this report are for the exclusive use of the submitting party. BC Laboratories, Inc. assumes no responsibility for report alteration, separation, detachment or third party interpretation.

Asset Laboratories, Inc.-Cerritos
11110 Artesia Blvd., Suite B
Cerritos, CA 90703

Reported: 07/10/2020 16:31
Project: Cerritos
Project Number: N040965: SFPP Norwalk
Project Manager: Emil Angelo Rodriguez

Base Neutral and Acid Extractables Organic Analysis (EPA Method 625)

Quality Control Report - Method Blank Analysis

Constituent	QC Sample ID	MB Result	Units	PQL	MDL	Lab Quals
QC Batch ID: B080591						
1,4-Dichlorobenzene	B080591-BLK1	ND	ug/L	1.0	0.050	
3,3-Dichlorobenzidine	B080591-BLK1	ND	ug/L	5.0	0.41	
Dieldrin	B080591-BLK1	ND	ug/L	3.0	0.45	
Diethyl phthalate	B080591-BLK1	ND	ug/L	2.0	0.20	
Dimethyl phthalate	B080591-BLK1	ND	ug/L	2.0	0.25	
Di-n-butyl phthalate	B080591-BLK1	ND	ug/L	2.0	0.20	
2,4-Dinitrotoluene	B080591-BLK1	ND	ug/L	2.0	0.87	
2,6-Dinitrotoluene	B080591-BLK1	ND	ug/L	2.0	0.46	
Di-n-octyl phthalate	B080591-BLK1	ND	ug/L	2.0	0.31	
1,2-Diphenylhydrazine	B080591-BLK1	ND	ug/L	1.0	0.44	
Endosulfan I	B080591-BLK1	ND	ug/L	10	0.37	
Endosulfan II	B080591-BLK1	ND	ug/L	10	0.37	
Endosulfan sulfate	B080591-BLK1	ND	ug/L	3.0	0.37	
Endrin	B080591-BLK1	ND	ug/L	2.0	0.67	
Endrin aldehyde	B080591-BLK1	ND	ug/L	10	0.37	
Fluoranthene	B080591-BLK1	ND	ug/L	1.0	0.41	
Fluorene	B080591-BLK1	ND	ug/L	2.0	0.20	
Heptachlor	B080591-BLK1	ND	ug/L	2.0	0.22	
Heptachlor epoxide	B080591-BLK1	ND	ug/L	2.0	0.35	
Hexachlorobenzene	B080591-BLK1	ND	ug/L	1.0	0.23	
Hexachlorobutadiene	B080591-BLK1	ND	ug/L	1.0	0.078	
Hexachlorocyclopentadiene	B080591-BLK1	ND	ug/L	1.0	0.35	
Hexachloroethane	B080591-BLK1	ND	ug/L	1.0	0.057	
Indeno[1,2,3-cd]pyrene	B080591-BLK1	ND	ug/L	2.0	0.71	
Isophorone	B080591-BLK1	ND	ug/L	1.0	0.41	
2-Methylnaphthalene	B080591-BLK1	ND	ug/L	2.0	0.30	
Naphthalene	B080591-BLK1	ND	ug/L	1.0	0.068	
2-Naphthylamine	B080591-BLK1	ND	ug/L	20	1.7	
2-Nitroaniline	B080591-BLK1	ND	ug/L	2.0	0.36	
3-Nitroaniline	B080591-BLK1	ND	ug/L	2.0	0.52	
4-Nitroaniline	B080591-BLK1	ND	ug/L	5.0	0.85	
Nitrobenzene	B080591-BLK1	ND	ug/L	1.0	0.39	
N-Nitrosodimethylamine	B080591-BLK1	ND	ug/L	2.0	0.56	
N-Nitrosodi-N-propylamine	B080591-BLK1	ND	ug/L	2.0	0.56	

The results in this report apply to the samples analyzed in accordance with the chain of custody document. This analytical report must be reproduced in its entirety.

All results listed in this report are for the exclusive use of the submitting party. BC Laboratories, Inc. assumes no responsibility for report alteration, separation, detachment or third party interpretation.



Asset Laboratories, Inc.-Cerritos
11110 Artesia Blvd., Suite B
Cerritos, CA 90703

Reported: 07/10/2020 16:31
Project: Cerritos
Project Number: N040965: SFPP Norwalk
Project Manager: Emil Angelo Rodriguez

Base Neutral and Acid Extractables Organic Analysis (EPA Method 625)

Quality Control Report - Method Blank Analysis

Constituent	QC Sample ID	MB Result	Units	PQL	MDL	Lab Quals
QC Batch ID: B080591						
N-Nitrosodiphenylamine	B080591-BLK1	ND	ug/L	1.0	0.27	
Phenanthrene	B080591-BLK1	ND	ug/L	2.0	0.20	
Pyrene	B080591-BLK1	ND	ug/L	2.0	0.31	
1,2,4-Trichlorobenzene	B080591-BLK1	ND	ug/L	1.0	0.076	
4-Chloro-3-methylphenol	B080591-BLK1	ND	ug/L	1.0	0.42	
2-Chlorophenol	B080591-BLK1	ND	ug/L	2.0	0.85	
2,4-Dichlorophenol	B080591-BLK1	ND	ug/L	1.0	0.26	
2,4-Dimethylphenol	B080591-BLK1	ND	ug/L	1.0	0.30	
4,6-Dinitro-2-methylphenol	B080591-BLK1	ND	ug/L	5.0	0.43	
2,4-Dinitrophenol	B080591-BLK1	ND	ug/L	5.0	0.37	
2-Methylphenol	B080591-BLK1	ND	ug/L	2.0	0.55	
3- & 4-Methylphenol	B080591-BLK1	ND	ug/L	2.0	0.72	
Total Methylphenol	B080591-BLK1	ND	ug/L	4.0	1.3	
2-Nitrophenol	B080591-BLK1	ND	ug/L	2.0	0.39	
4-Nitrophenol	B080591-BLK1	ND	ug/L	2.0	0.66	
Pentachlorophenol	B080591-BLK1	ND	ug/L	1.0	0.43	
Phenol	B080591-BLK1	ND	ug/L	1.0	0.84	
2,4,5-Trichlorophenol	B080591-BLK1	ND	ug/L	5.0	0.36	
2,4,6-Trichlorophenol	B080591-BLK1	ND	ug/L	5.0	0.34	
2-Fluorophenol (Surrogate)	B080591-BLK1	59.1	%	36 - 98 (LCL - UCL)		
Phenol-d5 (Surrogate)	B080591-BLK1	39.6	%	10 - 89 (LCL - UCL)		
Nitrobenzene-d5 (Surrogate)	B080591-BLK1	91.4	%	59 - 122 (LCL - UCL)		
2-Fluorobiphenyl (Surrogate)	B080591-BLK1	88.1	%	44 - 138 (LCL - UCL)		
2,4,6-Tribromophenol (Surrogate)	B080591-BLK1	140	%	51 - 139 (LCL - UCL)		S09
p-Terphenyl-d14 (Surrogate)	B080591-BLK1	109	%	23 - 173 (LCL - UCL)		

The results in this report apply to the samples analyzed in accordance with the chain of custody document. This analytical report must be reproduced in its entirety.

All results listed in this report are for the exclusive use of the submitting party. BC Laboratories, Inc. assumes no responsibility for report alteration, separation, detachment or third party interpretation.

Asset Laboratories, Inc.-Cerritos
11110 Artesia Blvd., Suite B
Cerritos, CA 90703

Reported: 07/10/2020 16:31
Project: Cerritos
Project Number: N040965: SFPP Norwalk
Project Manager: Emil Angelo Rodriguez

Base Neutral and Acid Extractables Organic Analysis (EPA Method 625)

Quality Control Report - Laboratory Control Sample

Constituent	QC Sample ID	Type	Result	Spike Level	Units	Percent Recovery	RPD	Control Limits		Lab Quals
								Percent Recovery	RPD	
QC Batch ID: B080591										
Acenaphthene	B080591-BS1	LCS	45.610	50.000	ug/L	91.2		44 - 180		
1,4-Dichlorobenzene	B080591-BS1	LCS	49.800	50.000	ug/L	99.6		56 - 130		
2,4-Dinitrotoluene	B080591-BS1	LCS	57.030	50.000	ug/L	114		62 - 151		
Hexachlorobenzene	B080591-BS1	LCS	55.670	50.000	ug/L	111		44 - 167		
Hexachlorobutadiene	B080591-BS1	LCS	42.170	50.000	ug/L	84.3		34 - 120		
Hexachloroethane	B080591-BS1	LCS	49.810	50.000	ug/L	99.6		47 - 129		
Nitrobenzene	B080591-BS1	LCS	57.610	50.000	ug/L	115		62 - 148		
N-Nitrosodi-N-propylamine	B080591-BS1	LCS	49.220	50.000	ug/L	98.4		51 - 145		
Pyrene	B080591-BS1	LCS	55.780	50.000	ug/L	112		10 - 202		
1,2,4-Trichlorobenzene	B080591-BS1	LCS	50.560	50.000	ug/L	101		54 - 132		
4-Chloro-3-methylphenol	B080591-BS1	LCS	48.470	50.000	ug/L	96.9		10 - 207		
2-Chlorophenol	B080591-BS1	LCS	44.810	50.000	ug/L	89.6		61 - 132		
2-Methylphenol	B080591-BS1	LCS	44.350	50.000	ug/L	88.7		55 - 138		
3- & 4-Methylphenol	B080591-BS1	LCS	76.780	100.00	ug/L	76.8		10 - 262		
Total Methylphenol	B080591-BS1	LCS	ND		ug/L			0 - 200		
4-Nitrophenol	B080591-BS1	LCS	18.070	50.000	ug/L	36.1		16 - 103		
Pentachlorophenol	B080591-BS1	LCS	44.790	50.000	ug/L	89.6		17 - 193		
Phenol	B080591-BS1	LCS	21.790	50.000	ug/L	43.6		10 - 84		
2,4,6-Trichlorophenol	B080591-BS1	LCS	50.610	50.000	ug/L	101		55 - 154		
2-Fluorophenol (Surrogate)	B080591-BS1	LCS	24.850	40.000	ug/L	62.1		36 - 98		
Phenol-d5 (Surrogate)	B080591-BS1	LCS	17.230	40.000	ug/L	43.1		10 - 89		
Nitrobenzene-d5 (Surrogate)	B080591-BS1	LCS	39.210	40.000	ug/L	98.0		59 - 122		
2-Fluorobiphenyl (Surrogate)	B080591-BS1	LCS	37.490	40.000	ug/L	93.7		44 - 138		
2,4,6-Tribromophenol (Surrogate)	B080591-BS1	LCS	60.320	40.000	ug/L	151		51 - 139		S09
p-Terphenyl-d14 (Surrogate)	B080591-BS1	LCS	23.240	20.000	ug/L	116		23 - 173		

The results in this report apply to the samples analyzed in accordance with the chain of custody document. This analytical report must be reproduced in its entirety.

All results listed in this report are for the exclusive use of the submitting party. BC Laboratories, Inc. assumes no responsibility for report alteration, separation, detachment or third party interpretation.



Asset Laboratories, Inc.-Cerritos
11110 Artesia Blvd., Suite B
Cerritos, CA 90703

Reported: 07/10/2020 16:31
Project: Cerritos
Project Number: N040965: SFPP Norwalk
Project Manager: Emil Angelo Rodriguez

Base Neutral and Acid Extractables Organic Analysis (EPA Method 625)

Quality Control Report - Precision & Accuracy

Constituent	Type	Source Sample ID	Source Result	Result	Spike Added	Units	RPD	Control Limits		Lab Quals
								Percent Recovery	Percent Recovery	
QC Batch ID: B080591		Used client sample: N								
Acenaphthene	MS	1310670-17	ND	38.897	50.000	ug/L		77.8		41 - 196
	MSD	1310670-17	ND	42.256	50.000	ug/L	8.3	84.5	23	41 - 196
1,4-Dichlorobenzene	MS	1310670-17	ND	39.188	50.000	ug/L		78.4		57 - 126
	MSD	1310670-17	ND	45.116	50.000	ug/L	14.1	90.2	28	57 - 126
2,4-Dinitrotoluene	MS	1310670-17	ND	51.565	50.000	ug/L		103		53 - 162
	MSD	1310670-17	ND	53.219	50.000	ug/L	3.2	106	30	53 - 162
Hexachlorobenzene	MS	1310670-17	ND	49.208	50.000	ug/L		98.4		49 - 161
	MSD	1310670-17	ND	52.164	50.000	ug/L	5.8	104	26	49 - 161
Hexachlorobutadiene	MS	1310670-17	ND	31.632	50.000	ug/L		63.3		38 - 113
	MSD	1310670-17	ND	38.437	50.000	ug/L	19.4	76.9	30	38 - 113
Hexachloroethane	MS	1310670-17	ND	37.161	50.000	ug/L		74.3		52 - 121
	MSD	1310670-17	ND	44.840	50.000	ug/L	18.7	89.7	29	52 - 121
Nitrobenzene	MS	1310670-17	ND	50.925	50.000	ug/L		102		61 - 146
	MSD	1310670-17	ND	55.242	50.000	ug/L	8.1	110	29	61 - 146
N-Nitrosodi-N-propylamine	MS	1310670-17	ND	42.690	50.000	ug/L		85.4		10 - 172
	MSD	1310670-17	ND	46.854	50.000	ug/L	9.3	93.7	30	10 - 172
Pyrene	MS	1310670-17	ND	51.100	50.000	ug/L		102		25 - 196
	MSD	1310670-17	ND	54.084	50.000	ug/L	5.7	108	29	25 - 196
1,2,4-Trichlorobenzene	MS	1310670-17	ND	40.973	50.000	ug/L		81.9		55 - 128
	MSD	1310670-17	ND	47.975	50.000	ug/L	15.7	96.0	30	55 - 128
4-Chloro-3-methylphenol	MS	1310670-17	ND	43.378	50.000	ug/L		86.8		10 - 211
	MSD	1310670-17	ND	46.578	50.000	ug/L	7.1	93.2	25	10 - 211
2-Chlorophenol	MS	1310670-17	ND	38.431	50.000	ug/L		76.9		54 - 136
	MSD	1310670-17	ND	41.667	50.000	ug/L	8.1	83.3	28	54 - 136
2-Methylphenol	MS	1310670-17	ND	38.237	50.000	ug/L		76.5		27 - 153
	MSD	1310670-17	ND	41.211	50.000	ug/L	7.5	82.4	28	27 - 153
3- & 4-Methylphenol	MS	1310670-17	ND	66.610	100.00	ug/L		66.6		40 - 216
	MSD	1310670-17	ND	71.944	100.00	ug/L	7.7	71.9	28	40 - 216
Total Methylphenol	MS	1310670-17	ND	ND		ug/L				0 - 200
	MSD	1310670-17	ND	ND		ug/L			200	0 - 200
4-Nitrophenol	MS	1310670-17	ND	17.130	50.000	ug/L		34.3		14 - 100
	MSD	1310670-17	ND	17.651	50.000	ug/L	3.0	35.3	30	14 - 100
Pentachlorophenol	MS	1310670-17	ND	39.692	50.000	ug/L		79.4		23 - 184
	MSD	1310670-17	ND	40.717	50.000	ug/L	2.5	81.4	27	23 - 184
Phenol	MS	1310670-17	ND	18.711	50.000	ug/L		37.4		10 - 80
	MSD	1310670-17	ND	20.748	50.000	ug/L	10.3	41.5	28	10 - 80

The results in this report apply to the samples analyzed in accordance with the chain of custody document. This analytical report must be reproduced in its entirety.

All results listed in this report are for the exclusive use of the submitting party. BC Laboratories, Inc. assumes no responsibility for report alteration, separation, detachment or third party interpretation.



Asset Laboratories, Inc.-Cerritos
11110 Artesia Blvd., Suite B
Cerritos, CA 90703

Reported: 07/10/2020 16:31
Project: Cerritos
Project Number: N040965: SFPP Norwalk
Project Manager: Emil Angelo Rodriguez

Base Neutral and Acid Extractables Organic Analysis (EPA Method 625)

Quality Control Report - Precision & Accuracy

Constituent	Type	Source Sample ID	Source Result	Result	Spike Added	Units	RPD	Control Limits		Lab
								Percent Recovery	RPD	
QC Batch ID: B080591		Used client sample: N								
2,4,6-Trichlorophenol	MS	1310670-17	ND	44.494	50.000	ug/L		89.0		37 - 180
	MSD	1310670-17	ND	47.224	50.000	ug/L	6.0	94.4	30	37 - 180
2-Fluorophenol (Surrogate)	MS	1310670-17	ND	21.563	40.000	ug/L		53.9		36 - 98
	MSD	1310670-17	ND	23.266	40.000	ug/L	7.6	58.2		36 - 98
Phenol-d5 (Surrogate)	MS	1310670-17	ND	14.986	40.000	ug/L		37.5		10 - 89
	MSD	1310670-17	ND	16.150	40.000	ug/L	7.5	40.4		10 - 89
Nitrobenzene-d5 (Surrogate)	MS	1310670-17	ND	34.396	40.000	ug/L		86.0		59 - 122
	MSD	1310670-17	ND	35.920	40.000	ug/L	4.3	89.8		59 - 122
2-Fluorobiphenyl (Surrogate)	MS	1310670-17	ND	32.495	40.000	ug/L		81.2		44 - 138
	MSD	1310670-17	ND	34.067	40.000	ug/L	4.7	85.2		44 - 138
2,4,6-Tribromophenol (Surrogate)	MS	1310670-17	ND	54.844	40.000	ug/L		137		51 - 139
	MSD	1310670-17	ND	55.622	40.000	ug/L	1.4	139		51 - 139
p-Terphenyl-d14 (Surrogate)	MS	1310670-17	ND	21.456	20.000	ug/L		107		23 - 173
	MSD	1310670-17	ND	22.268	20.000	ug/L	3.7	111		23 - 173

The results in this report apply to the samples analyzed in accordance with the chain of custody document. This analytical report must be reproduced in its entirety.

All results listed in this report are for the exclusive use of the submitting party. BC Laboratories, Inc. assumes no responsibility for report alteration, separation, detachment or third party interpretation.



Asset Laboratories, Inc.-Cerritos
11110 Artesia Blvd., Suite B
Cerritos, CA 90703

Reported: 07/10/2020 16:31
Project: Cerritos
Project Number: N040965: SFPP Norwalk
Project Manager: Emil Angelo Rodriguez

Water Analysis (General Chemistry)

Quality Control Report - Method Blank Analysis

Constituent	QC Sample ID	MB Result	Units	PQL	MDL	Lab Quals
QC Batch ID: B080352						
Total Cyanide	B080352-BLK1	ND	mg/L	0.0050	0.0017	
QC Batch ID: B080362						
Total Sulfide	B080362-BLK1	ND	mg/L	0.10	0.050	
QC Batch ID: B080386						
Ammonia as N (Distilled)	B080386-BLK1	ND	mg/L	0.20	0.067	

The results in this report apply to the samples analyzed in accordance with the chain of custody document. This analytical report must be reproduced in its entirety.

All results listed in this report are for the exclusive use of the submitting party. BC Laboratories, Inc. assumes no responsibility for report alteration, separation, detachment or third party interpretation.



Asset Laboratories, Inc.-Cerritos
11110 Artesia Blvd., Suite B
Cerritos, CA 90703

Reported: 07/10/2020 16:31
Project: Cerritos
Project Number: N040965: SFPP Norwalk
Project Manager: Emil Angelo Rodriguez

Water Analysis (General Chemistry)

Quality Control Report - Laboratory Control Sample

Constituent	QC Sample ID	Type	Result	Spike Level	Units	Percent Recovery	RPD	Control Limits		Lab
								Percent Recovery	RPD	
QC Batch ID: B080352										
Total Cyanide	B080352-BS1	LCS	0.14181	0.15000	mg/L	94.5		90 - 110		
QC Batch ID: B080362										
Total Sulfide	B080362-BS1	LCS	0.47419	0.50000	mg/L	94.8		90 - 110		
QC Batch ID: B080386										
Ammonia as N (Distilled)	B080386-BS1	LCS	1.8571	2.0000	mg/L	92.9		85 - 115		

The results in this report apply to the samples analyzed in accordance with the chain of custody document. This analytical report must be reproduced in its entirety.

All results listed in this report are for the exclusive use of the submitting party. BC Laboratories, Inc. assumes no responsibility for report alteration, separation, detachment or third party interpretation.



Asset Laboratories, Inc.-Cerritos
11110 Artesia Blvd., Suite B
Cerritos, CA 90703

Reported: 07/10/2020 16:31
Project: Cerritos
Project Number: N040965: SFPP Norwalk
Project Manager: Emil Angelo Rodriguez

Water Analysis (General Chemistry)

Quality Control Report - Precision & Accuracy

Constituent	Type	Source Sample ID	Source Result	Result	Spike Added	Units	RPD	Control Limits		Lab Quals
								Percent Recovery	Percent Recovery	
QC Batch ID: B080352		Used client sample: N								
Total Cyanide	DUP	2017199-01	0.050970	0.050370		mg/L	1.2		10	
	MS	2017199-01	0.050970	0.15752	0.10000	mg/L		107		90 - 110
	MSD	2017199-01	0.050970	0.15786	0.10000	mg/L	0.2	107	10	90 - 110
QC Batch ID: B080362		Used client sample: Y - Description: EFF-06-11-20, 06/11/2020 13:15								
Total Sulfide	DUP	2017340-01	ND	ND		mg/L			10	
	MS	2017340-01	ND	0.48174	0.50000	mg/L		96.3		80 - 120
	MSD	2017340-01	ND	0.49307	0.50000	mg/L	2.3	98.6	10	80 - 120
QC Batch ID: B080386		Used client sample: N								
Ammonia as N (Distilled)	DUP	2016737-01	0.61179	0.58017		mg/L	5.3		20	
	MS	2016737-01	0.61179	2.8448	2.3166	mg/L		96.4		80 - 120
	MSD	2016737-01	0.61179	2.9708	2.3166	mg/L	4.3	102	20	80 - 120

The results in this report apply to the samples analyzed in accordance with the chain of custody document. This analytical report must be reproduced in its entirety.

All results listed in this report are for the exclusive use of the submitting party. BC Laboratories, Inc. assumes no responsibility for report alteration, separation, detachment or third party interpretation.



Asset Laboratories, Inc.-Cerritos
11110 Artesia Blvd., Suite B
Cerritos, CA 90703

Reported: 07/10/2020 16:31
Project: Cerritos
Project Number: N040965: SFPP Norwalk
Project Manager: Emil Angelo Rodriguez

Notes And Definitions

- J Estimated Value (CLP Flag)
- MDL Method Detection Limit
- ND Analyte Not Detected
- PQL Practical Quantitation Limit
- A10 Detection and quantitation limits were raised due to matrix interference.
- L01 The Laboratory Control Sample Water (LCSW) recovery is not within laboratory established control limits.
- S09 The surrogate recovery for this compound was not within the control limits.



Eric Davis
Jacobs
2600 Michelson Drive, Suite 500
Irvine, CA 92612

June 29, 2020

Eric:

I have enclosed our report “Chronic Toxicity Testing of the SFPP Norwalk Pump Station Effluent” for the samples collected on June 8, 11, and 12, 2020. Test results are summarized as follows:

Test Species	Test Material	IWC	Test Endpoint	Percent (%) Effect	TST Analysis
Fathead Minnows	Effluent	100% Effluent	Survival	2.6% Effect	Pass
			Growth	-19.7% Effect	Pass

If you have any questions regarding the current test results, please feel free to contact me at (707) 207-7760.

Sincerely,

Jessica Okutsu
Project Manager

Cc: Ryan Koch, Kinder Morgan Energy Partners



Pacific EcoRisk is accredited in accordance with NELAP (ORELAP ID 4043). Pacific EcoRisk certifies that the test results reported herein conform to the most current NELAP requirements for parameters for which accreditation is required and available. Any exceptions to NELAP requirements are noted, where applicable, in the body of the report. This report shall not be reproduced, except in full, without the written consent of Pacific EcoRisk. This testing was performed under Lab Order 30892.

Chronic Toxicity Testing of the SFPP Norwalk Pump Station Effluent

Samples collected June 8, 11, and 12, 2020

Prepared For

Jacobs
2600 Michelson Drive, Suite 500
Irvine, CA 92612

Prepared By

Pacific EcoRisk
2250 Cordelia Road
Fairfield, CA 94534

June 2020



Chronic Toxicity Testing of the SFPP Norwalk Pump Station Effluent

Samples collected June 8, 11, and 12, 2020

Table of Contents

	Page
1. INTRODUCTION	1
2. TOXICITY TEST PROCEDURES	1
2.1 Sample Receipt and Handling	1
2.2 Chronic Toxicity Testing with Fathead Minnows	1
2.3 Reference Toxicant Testing of the Fathead Minnows	2
3. RESULTS.....	3
3.1 Chronic Toxicity of SFPP Norwalk Effluent to Fathead Minnows	3
3.2 Reference Toxicant Toxicity to Fathead Minnows.....	3
4. SUMMARY AND CONCLUSIONS	4
4.1 QA/QC Summary	4

Appendices

- Appendix A Chain-of-Custody Records for the Collection and Delivery of the Samples

- Appendix B Test Data and Summary of Statistics for the Evaluation of the Chronic Toxicity of SFPP Norwalk Effluent to Fathead Minnows

- Appendix C Test Data and Summary of Statistics for the Reference Toxicant Evaluation of the Fathead Minnows



1. INTRODUCTION

Jacobs has contracted Pacific EcoRisk (PER) to evaluate the chronic toxicity of the SFPP Norwalk Pump Station (SFPP Norwalk) effluent. The current evaluation consisted of performing USEPA's 7-day survival and growth test with fathead minnow, using samples of effluent collected on June 8, 11, and 12, 2020. In order to assess the sensitivity of the test organisms to toxic stress, a reference toxicant test was also performed. This report describes the performance and results of these tests.

2. TOXICITY TEST PROCEDURES

The performance of these tests followed the guidelines established by the USEPA manual "Short-Term Methods for Estimating the Chronic Toxicity of Effluents and Receiving Waters to Freshwater Organisms, Fourth Edition" (EPA-821-R-02-013).

2.1 Sample Receipt and Handling

On June 8, 11, and 12, samples of SFPP Norwalk effluent were collected into appropriately cleaned sample containers. These samples were transported on ice and under chain-of-custody to the PER laboratory in Fairfield, CA. Upon receipt at the laboratory, aliquots of each sample were collected for analysis of initial water quality characteristics (Table 1), with the remainder of the samples stored at 0-6°C except when being used to prepare test solutions. The chain-of-custody records for the collection and delivery of these samples are presented in Appendix A.

Sample Receipt Date	Sample ID	Temp (°C)	pH	D.O. (mg/L)	Alkalinity (mg/L)	Hardness (mg/L)	Conductivity (µS/cm)	Total Ammonia (mg/L N)
6/9/20	EFF-06-08-20	3.6	7.36	7.9	288	552	2284	<1.0
6/12/20	EFF-06-11-20	2.8	7.25	7.8	239	474	2306	<1.0
6/13/20	EFF-06-12-20	0.5	7.31	7.1	307	581	2257	<1.0

2.2 Chronic Toxicity Testing with Fathead Minnows

The chronic toxicity test with fathead minnows consists of exposing larval fish to the effluent for seven days, after which effects on survival and growth are evaluated. The specific procedures used in this test are described below.

The larval fathead minnows used in this test were obtained from a commercial supplier (Aquatox, Hot Springs, AR). These fish were maintained at 25°C in aerated aquaria containing



EPA synthetic moderately-hard water prior to their use in this test. During this pre-test period, the fish were fed brine shrimp nauplii *ad libitum*.

The Lab Water Control medium for this test consisted of US EPA synthetic moderately-hard water. The effluent was tested at the 100% concentration only. “New” water quality characteristics (pH, D.O., and conductivity) were measured on these test solutions prior to use in the test.

There were four replicates at each test treatment, each replicate consisting of 200 mL of test solution in a 600-mL glass beaker. This test was initiated by randomly allocating 10 larval fathead minnows (<48 hours old) into each replicate. The replicate beakers were placed in a temperature-controlled room at 25°C, under cool-white fluorescent lighting on a 16L:8D photoperiod. The test fish were fed brine shrimp nauplii twice daily.

Each day of the test, fresh test solutions were prepared and characterized as before. The test replicate beakers were examined, with any dead animals, uneaten food, wastes, and other detritus being removed. The number of live fish in each replicate was determined and then approximately 80% of the test media in each beaker was carefully poured out and replaced with fresh test solution. “Old” water quality characteristics (pH, D.O., and conductivity) were measured on the test solution that had been discarded from one randomly-selected replicate at each treatment.

After seven days exposure, the number of live fish in each replicate beaker was recorded. The fish from each replicate were then carefully euthanized in methanol, rinsed in de-ionized water, and transferred to a pre-dried and pre-tared weighing pan. These fish were then dried at 100°C for >24 hours and re-weighed to determine the total weight of fish in each replicate. The total weight was then divided by the initial number of fish per replicate to determine the biomass value. The resulting survival and biomass value data were analyzed to evaluate any potential impairment caused by the effluent. All statistical analyses were performed using CETIS.

2.3 Reference Toxicant Testing of the Fathead Minnows

The reference toxicant test was performed similarly to the effluent test except that test solutions consisted of Lab Water Control medium spiked with NaCl at test concentrations of 0.75, 1.5, 3, 6, and 9 g/L. The resulting test response data were analyzed to determine key dose-response point estimates. All statistical analyses were made using CETIS. These response endpoints were then compared to the typical response ranges established by the mean \pm 2 SD of the point estimates generated by the most recent previous reference toxicant tests performed by this lab.

3. RESULTS

3.1 Chronic Toxicity of SFPP Norwalk Effluent to Fathead Minnows

The results of this test are summarized in Table 2. There was no reduction in survival or growth; the TST analysis resulted in a pass for both endpoints. The test data and summary of statistical analyses for this test are presented in Appendix B.

Table 2. Chronic toxicity of SFPP Norwalk effluent to fathead minnows.		
Effluent Treatment	Mean % Survival	Mean Fish Biomass Value (mg)
Lab Water Control	95.0	0.82
100% Effluent	92.5	0.98
Summary of Statistics		
Percent (%) Effect =	2.6%	-19.7%
TST Analysis =	Pass	Pass

3.2 Reference Toxicant Toxicity to Fathead Minnows

The results of this test are summarized in Table 3. The EC₅₀ and IC₅₀ for this test were consistent with the typical response ranges established by the reference toxicant test database for this species, indicating that these organisms were responding to toxic stress in a typical and consistent fashion. The test data and summary of statistical analyses for this test are presented in Appendix C.

Table 3. Reference toxicant testing: Effects of NaCl on fathead minnows.		
NaCl Treatment (g/L)	Mean % Survival	Mean Fish Biomass Value (mg)
Lab Water Control	100	0.95
0.75	97.5	1.11
1.5	82.5	1.04
3.0	42.5*	0.28
6.0	47.5*	0.19
9.0	0*	-
Summary of Statistics		
Survival EC ₅₀ or Growth IC ₅₀ =	3.33 g/L NaCl	2.53 g/L NaCl

* The response at this test treatment was significantly less than the Lab Water Control treatment response ($p < 0.05$).



4. SUMMARY AND CONCLUSIONS

An evaluation of the chronic toxicity of SFPP Norwalk effluent was performed using samples collected on June 8, 11, and 12, 2020. Test results are summarized as follows:

Test Species	Test Material	IWC	Test Endpoint	Percent (%) Effect	TST Analysis
Fathead Minnows	Effluent	100% Effluent	Survival	2.6% Effect	Pass
			Growth	-19.7% Effect	Pass

4.1 QA/QC Summary

Test Conditions – All test conditions (pH, D.O., temperature, etc.) were within acceptable limits. All analyses were performed according to laboratory Standard Operating Procedures.

Negative Control – The biological responses for the test organisms at the Lab Control treatments were within acceptable limits.

Positive Lab Control – The reference toxicant test results were consistent with the typical response ranges established by the reference toxicant test database, indicating that these test organisms were responding to toxic stress in a typical fashion.

Concentration Response Relationships – The concentration-response relationship for the reference toxicant test was evaluated as per EPA guidelines (EPA-821-B-00-004), and was determined to be acceptable.



Appendix A

Chain-of-Custody Records for the Collection and Delivery of the Samples

Pacific EcoRisk
 2250 Cordelia Rd.
 Fairfield, CA 94534
 Tel: 707-207-7780 Fax: 707-207-7916
 Jessica Okutsu (jokutsu@pacificcorisk.com)

CHAIN OF CUSTODY RECORD

DATE: 6-8-20
 PAGE: 1 of 1

Section A Required Client Information:		Section B Required Project Information:		Section C Invoice Information:		Section D Sampler Information:	
Company: Kinder Morgan Energy Partners Attention: Ryan Koch		Report To: Eric Davis		Attention: Ryan Koch - Ref. AFE# 81195		Sampler Name: Nils Orliczky	
Address: 1001 Louisiana St., Houston, TX 77002		Copy To: Ryan Koch		Company Name: Kinder Morgan Energy Partners		Sampler Signature: <i>[Signature]</i>	
Email To: Ryan_Koch@kindermorgan.com <i>eric.davis@krc.com; nils.orliczky@krc.com</i>		Purchase Order No.:		Address: 1001 Louisiana St., Houston, TX 77002		Sample Date: 6-8-20	
Phone 713-420-6730 Fax 714-560-4801		Project Name: SFPP Norwalk		P.Eco Project Manager: Jessica Okutsu			

ITEM #	SAMPLE ID	LOCATION/ DESCRIPTION	MATRIX	SAMPLE TYPE (G=GRAB C=COMP)	CONTAINER TYPE		TOTAL # OF CONTAINERS	Analysis Test	P	Comments
					# OF CONTAINERS	VOLUME (Gallon)				
					DATE	TIME				
1	EFF- <u>06-08-20</u>	EFFLUENT	W	C			1		X	
2										
3										
4										
5										
6										
7										
8										
9										
10										

9/25

Relinquished by (Signature and Printed Name): <i>[Signature]</i> 6/8/20/1205	Date / Time: 6/8/20 1205	Relinquished by (Signature and Printed Name): <i>[Signature]</i>	Date / Time: 6/9/20 1030	Turn Around Time (TAT): * A = Same Day * B = 24 Hours * C = 48 Hours * D = 72 Hours * E = 5 Workdays * E = 10 Workdays	Special Instruction:
Relinquished by (Signature and Printed Name):	Date / Time:	Relinquished by (Signature and Printed Name):	Date / Time:		
Relinquished by (Signature and Printed Name):	Date / Time:	Relinquished by (Signature and Printed Name):	Date / Time:		

Matrix:			Preservatives:			Container Type:			
W = Water	WW = Wastewater		H = HCl	N = HNO3	S = H2SO4	T = Tube	V = VOA	P = Pint	A = Amber
O = Oil	P = Product	S = Soil	Z = Zn(AC)2	O = NaOH	T = Na2S2O3	J = Jar	B = Tedlar	G = Glass	
Others/Specify:			Others/Specify:			M = Metal	P = Plastic	C = Can	

Pacific EcoRisk
 2250 Cordelia Rd.
 Fairfield, CA 94534
 Tel: 707-207-7760 Fax: 707-207-7916
 Jessica Okutsu (jokutsu@pacificcorisk.com)

CHAIN OF CUSTODY RECORD

DATE: 6-11-20
 PAGE: 1 of 1

Section A Required Client Information:		Section B Report Project Information:		Section C Invoice Information:		Section D Sampler Information:	
Company: Kinder Morgan Energy Partners Attention: Ryan Koch		Report To: Eric Davis		Attention: Ryan Koch - Ref. AFE# 81195		Sampler Name: Nils Orliczky	
Address: 1001 Louisiana St., Houston, TX 77002		Copy To: Ryan Koch		Company Name: Kinder Morgan Energy Partners		Sampler Signature: <i>[Signature]</i>	
Email To: Ryan_Koch@kindermorgan.com eric.davis@jerco.com; nils.orliczky@jocors.com		Purchase Order No.:		Address: 1001 Louisiana St., Houston, TX 77002		Sample Date: 6-11-20	
Phone 713-420-6730 Fax 714-560-4801		Project Name: SFPP Norwalk		P.Eco Project Manager: Jessica Okutsu			

ITEM #	SAMPLE ID	LOCATION/ DESCRIPTION	MATRIX	SAMPLE TYPE (G=GRAB C=COMP)	CONTAINER TYPE			TOTAL # OF CONTAINERS	Analysis Test:	P	Comments
					# OF CONTAINERS	PRESERVATIVE	VOLUME (Gallon)				
SAMPLING					DATE	TIME					
1	EFFLUENT	EFFLUENT	W	C	6-11-20	1130	1		X		
2	06-11-20										
3											
4											
5											
6											
7											
8											
9											
10											

10/25

Relinquished by (Signature and Printed Name): <i>[Signature]</i> Nils Orliczky	Date / Time: 6-11-20 1830	Relinquished by (Signature and Printed Name): <i>[Signature]</i> Markus Zuzak	Date / Time: 6/12/20 1220	Turn Around Time (TAT): • A = Same Day • B = 24 Hours • C = 48 Hours • D = 72 Hours • E = 5 Workdays • E = 10 Workdays TAT Starts at 8 AM the following day if samples received after 3:00 PM.	Special Instruction:
Relinquished by (Signature and Printed Name):	Date / Time:	Relinquished by (Signature and Printed Name):	Date / Time:		
Relinquished by (Signature and Printed Name):	Date / Time:	Relinquished by (Signature and Printed Name):	Date / Time:		

Matrix:			Preservatives:			Container Type:				
W = Water	WW = Wastewater	H = HCl	N = HNO3	S = H2SO4	T = Tube	V = VOA	P = Pint	A = Amber		
O = Oil	P = Product	S = Soil	Z = Zn(AC)2	O = NaOH	T = Na2S2O3	J = Jar	B = Tedlar	G = Glass		
Others/Specify:			Others/Specify:			M = Metal P = Plastic C = Can				

Section A Required Client Information:		Section B Required Project Information:		Section C Invoice Information:		Section D Sampler Information:	
Company: Kinder Morgan Energy Partners Attention: Ryan Koch		Report To: Eric Davis		Attention: Ryan Koch - Ref. AFE# 81195		Sampler Name: Nils Orliczky	
Address: 1001 Louisiana St., Houston, TX 77002		Copy To: Ryan Koch		Company Name: Kinder Morgan Energy Partners		Sampler Signature: <i>[Signature]</i>	
Email To: Ryan_Koch@kindermorgan.com eric.davis@jacobs.com, nils.orliczky@jacobs.com		Purchase Order No.:		Address: 1001 Louisiana St., Houston, TX 77002		Sample Date: 6-12-20	
Phone 713-420-6730 Fax 714-560-4801		Project Name: SFPP Norwalk		P.Eco Project Manager: Jessica Okutsu			

ITEM #	SAMPLE ID	LOCATION/ DESCRIPTION	MATRIX	SAMPLE TYPE (G=GRAB C=COMP)	CONTAINER TYPE			TOTAL # OF CONTAINERS	Ana. Inhib Test	Tropamide (Adrenopsis affinis) (Survival and Growth Test Without 100%)	Pet. Seed (Mimosa) (Survival and Growth Test Method 100%)	Comments
					# OF CONTAINERS	PRESERVATIVE	VOLUME (Gallon)					
					SAMPLING							
					DATE	TIME						
1	EFF-06-17-20	EFFLUENT	W	C	6-12-20	1145	1			X		
2	6-12-20											
3	7-12-20											
4	7-12-20											
5	7-12-20											
6	7-12-20											
7	7-12-20											
8	7-12-20											
9	7-12-20											
10	7-12-20											

1/125

Relinquished by (Signature and Printed Name): <i>[Signature]</i> Mils Orliczky Date / Time: 6-12-20 12:30	Relinquished by (Signature and Printed Name): <i>[Signature]</i> Date / Time: 6/13/20 1515	Turn Around Time (TAT): * A = Same Day * B = 24 Hours * C = 48 Hours * D = 72 Hours * E = 5 Workdays * E = 10 Workdays TAT Starts at 8 AM the following day if samples received after 3:00 PM.	Special Instruction:
Relinquished by (Signature and Printed Name):	Relinquished by (Signature and Printed Name):		
Relinquished by (Signature and Printed Name):	Relinquished by (Signature and Printed Name):		

Matrix:	Preservatives:	Container Type:
W = Water O = Oil P = Product S = Soil	WW = Wastewater H = HCl N = HNO3 S = H2SO4 Z = Zn(AC)2 O = NaOH T = Na2S2O3	T = Tube V = VOA P = Pint A = Amber J = Jar B = Tedlar G = Glass M = Metal P = Plastic C = Can
Others/Specify:	Others/Specify:	

Appendix B

Test Data and Summary of Statistics for the Evaluation of the Chronic Toxicity of SFPP Norwalk Effluent to Fathead Minnows



CETIS Summary Report

Report Date: 18 Jun-20 18:03 (p 1 of 1)
 Test Code/ID: 85914 / 03-6616-0165

Chronic Larval Fish Survival and Growth Test

Pacific EcoRisk

Batch ID: 07-2801-1734	Test Type: Growth-Survival (7d)	Analyst: Jessica Okutsu
Start Date: 09 Jun-20 16:49	Protocol: EPA-821-R-02-013 (2002)	Diluent: Not Applicable
Ending Date: 16 Jun-20 10:40	Species: Pimephales promelas	Brine: Not Applicable
Test Length: 6d 18h	Taxon: Actinopterygii	Source: Aquatox, AR Age: 1

Sample ID: 16-8861-8803	Code: Effluent	Project: 30892
Sample Date: 08 Jun-20 10:30	Material: Effluent	Source: SFPP Norwalk Station
Receipt Date: 09 Jun-20 10:30	CAS (PC):	Station: EFF-06-08-20
Sample Age: 30h (3.6 °C)	Client: Jacobs	

Single Comparison Summary

Analysis ID	Endpoint	Comparison Method	P-Value	Comparison Result	S
04-0114-6967	7d Survival Rate	TST-Welch's t Test	0.0109	100% passed 7d survival rate	1
13-0286-1992	Mean Dry Biomass-mg	TST-Welch's t Test	0.0003	100% passed mean dry biomass-mg	1

7d Survival Rate Summary

Conc-%	Code	Count	Mean	95% LCL	95% UCL	Min	Max	Std Err	Std Dev	CV%	%Effect
0	LW	4	0.950	0.858	1.040	0.900	1.000	0.029	0.058	6.08%	0.00%
100		4	0.925	0.773	1.080	0.800	1.000	0.048	0.096	10.35%	2.63%

Mean Dry Biomass-mg Summary

Conc-%	Code	Count	Mean	95% LCL	95% UCL	Min	Max	Std Err	Std Dev	CV%	%Effect
0	LW	4	0.822	0.689	0.954	0.718	0.889	0.0417	0.0833	10.14%	0.00%
100		4	0.984	0.862	1.1	0.89	1.06	0.0381	0.0762	7.75%	-19.72%

7d Survival Rate Detail

MD5: 6FEECB766B7ED11B8386A08530D06F9F

Conc-%	Code	Rep 1	Rep 2	Rep 3	Rep 4
0	LW	0.900	1.000	1.000	0.900
100		0.900	0.800	1.000	1.000

Mean Dry Biomass-mg Detail

MD5: 0851DE146B8135A87A4FE2FFBB9ABDF2

Conc-%	Code	Rep 1	Rep 2	Rep 3	Rep 4
0	LW	0.718	0.889	0.889	0.79
100		0.955	0.89	1.03	1.06

7d Survival Rate Binomials

Conc-%	Code	Rep 1	Rep 2	Rep 3	Rep 4
0	LW	9/10	10/10	10/10	9/10
100		9/10	8/10	10/10	10/10

Chronic Larval Fish Survival and Growth Test			Pacific EcoRisk		
Analysis ID: 04-0114-6967	Endpoint: 7d Survival Rate	CETIS Version: CETISv1.9.7			
Analyzed: 18 Jun-20 18:02	Analysis: Parametric Bioequivalence-Two Sample	Status Level: 1			
Edit Date: 18 Jun-20 18:00	MD5 Hash: 6FE ECB766B7ED11B8386A08530D06F9F	Editor ID: 004-996-743-9			

Data Transform	Alt Hyp	TST_b	Comparison Result
Angular (Corrected)	C*b < T	0.75	100% passed 7d survival rate endpoint

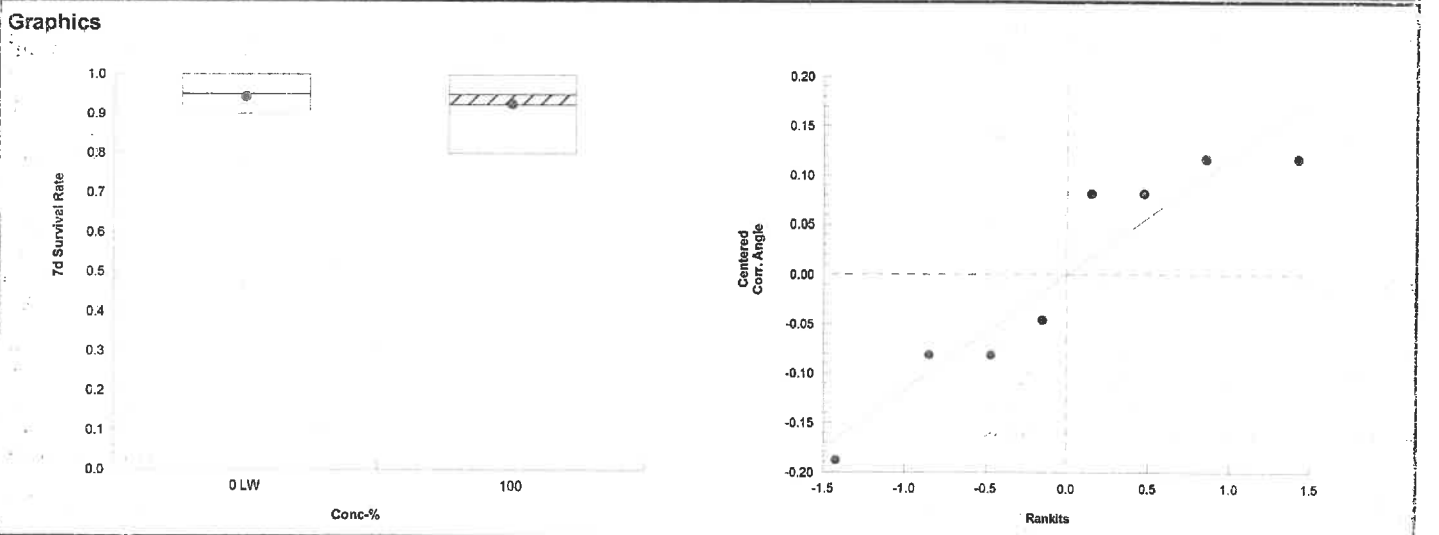
TST-Welch's t Test								
Control	vs	Conc-%	Test Stat	Critical	DF	P-Type	P-Value	Decision(α:25%)
Lab Water Contr		100*	3.65	0.741	4	CDF	0.0109	Non-Significant Effect

ANOVA Table						
Source	Sum Squares	Mean Square	DF	F Stat	P-Value	Decision(α:5%)
Between	0.0025169	0.0025169	1	0.165	0.6984	Non-Significant Effect
Error	0.0913448	0.0152241	6			
Total	0.0938616		7			

ANOVA Assumptions Tests						
Attribute	Test	Test Stat	Critical	P-Value	Decision(α:1%)	
Variance	Variance Ratio F Test	2.44	47.5	0.4832	Equal Variances	
Distribution	Shapiro-Wilk W Normality Test	0.877	0.645	0.1747	Normal Distribution	

7d Survival Rate Summary											
Conc-%	Code	Count	Mean	95% LCL	95% UCL	Median	Min	Max	Std Err	CV%	%Effect
0	LW	4	0.950	0.858	1.000	0.950	0.900	1.000	0.029	6.08%	0.00%
100		4	0.925	0.773	1.000	0.950	0.800	1.000	0.048	10.35%	2.63%

Angular (Corrected) Transformed Summary											
Conc-%	Code	Count	Mean	95% LCL	95% UCL	Median	Min	Max	Std Err	CV%	%Effect
0	LW	4	1.330	1.180	1.480	1.330	1.250	1.410	0.047	7.07%	0.00%
100		4	1.300	1.060	1.530	1.330	1.110	1.410	0.074	11.35%	2.67%



Chronic Larval Fish Survival and Growth Test Pacific EcoRisk

Analysis ID: 13-0286-1992	Endpoint: Mean Dry Biomass-mg	CETIS Version: CETISv1.9.7
Analyzed: 18 Jun-20 18:02	Analysis: Parametric Bioequivalence-Two Sample	Status Level: 1
Edit Date: 18 Jun-20 18:00	MD5 Hash: 0851DE146B8135A87A4FE2FFBB9ABDF2	Editor ID: 004-996-743-9

Data Transform	Alt Hyp	TST_b	Comparison Result
Untransformed	C*b < T	0.75	100% passed mean dry biomass-mg endpoint

TST-Welch's t Test

Control	vs	Conc-%	Test Stat	Critical	DF	P-Type	P-Value	Decision(α:25%)
Lab Water Contr		100*	7.46	0.727	5	CDF	0.0003	Non-Significant Effect

ANOVA Table

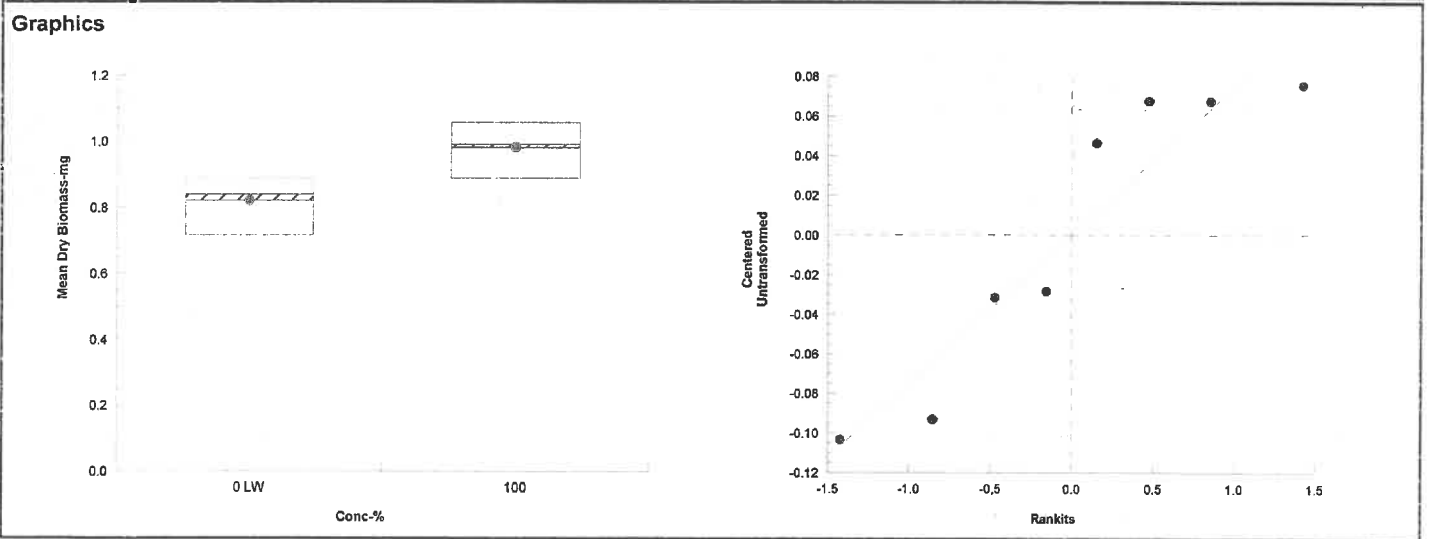
Source	Sum Squares	Mean Square	DF	F Stat	P-Value	Decision(α:5%)
Between	0.0524882	0.0524882	1	8.24	0.0284	Significant Effect
Error	0.038234	0.0063723	6			
Total	0.0907221		7			

ANOVA Assumptions Tests

Attribute	Test	Test Stat	Critical	P-Value	Decision(α:1%)
Variance	Variance Ratio F Test	1.2	47.5	0.8869	Equal Variances
Distribution	Shapiro-Wilk W Normality Test	0.855	0.645	0.1070	Normal Distribution

Mean Dry Biomass-mg Summary

Conc-%	Code	Count	Mean	95% LCL	95% UCL	Median	Min	Max	Std Err	CV%	%Effect
0	LW	4	0.822	0.689	0.954	0.84	0.718	0.889	0.0417	10.14%	0.00%
100		4	0.984	0.862	1.1	0.993	0.89	1.06	0.0381	7.75%	-19.72%



7 Day Chronic Fathead Minnow Toxicity Test Data

Client: Jacobs: SFPP Norwalk
 Test Material: Effluent
 Test ID#: 85914 Project #: 30892
 Test Date: 6/9/20 Randomization: 4.2.1

Organism Log#: 12156 Age: < 48hr
 Organism Supplier: Aquatox
 Control/Diluent: EPAMH
 Control Water Batch: 2276

Test Treatment	Temp (°C)	pH		D.O. (mg/L)		Conductivity (µS/cm)	# Live Organisms				SIGN-OFF
		new	old	new	old		A	B	C	D	
Lab Water Control	24.4	8.12		8.8		297	10	10	10	10	Date: 6/9/20 Test Solution Prep: ZJ
100%	24.6	7.43		7.6		2237	10	10	10	10	Sample ID: 56340 Initiation Time: 1649
Meter ID	116A	PH24		RD13		EC13	New WQ: BT				Initiation Signoff: JH
Lab Water Control	26.1 24.8 26.0	7.95	7.77	8.8	6.9	302	9	10	10	9	Date: 6/10/20 Test Solution Prep: TF
100%	26.0 24.8 26.0	7.40	8.39	8.5	7.3	2289	10	9	10	10	Sample ID: 56340 Renewal Time: 1415
Meter ID	97A	PH24	PH24	RD10	RD10	EC11	New WQ: BT		Old WQ: KP		Renewal Signoff: JH
Lab Water Control	25.7	7.77	7.69	8.7	7.3	348	9	10	10	9	Date: 6/11/20 Test Solution Prep: KL
100%	25.7	7.38	8.45	8.7	7.6	2259	9	9	10	10	Sample ID: 56340 Renewal Time: 1611
Meter ID	48A	PH24	PH24	RD13	RD13	EC13	New WQ: DKB		Old WQ: DKB		Renewal Signoff: KB
Lab Water Control	24.9	7.97	7.42	8.7	7.0	321	9	10	10	9	Date: 6/12/20 Test Solution Prep: JL
100%	25.5	7.25	8.30	8.0	4.7	2213	9	9	10	10	Sample ID: 56383 Renewal Time: 1406
Meter ID	105A	PH26	PH26	RD14	RD13	EC14	New WQ: JL		Old WQ: MB		Renewal Signoff: PB
Lab Water Control	25.0	7.81	7.52	8.2	6.7	311	9	10	10	9	Date: 6/13/20 Test Solution Prep: TK
100%	25.1	7.42	8.29	7.4	6.8	2302	9	8	10	10	Sample ID: 56383 Renewal Time: 1700
Meter ID	99A	PH24	PH26	RD10	RD13	EC11	New WQ: TK		Old WQ: EG		Renewal Signoff: TK
Lab Water Control	25.3	8.03	7.72	8.3	7.8	305	9	10	10	9	Date: 6/14/20 Test Solution Prep: ZJ
100%	25.7	7.43	8.29	8.2	7.9	2222	9	8	10	10	Sample ID: 56387 Renewal Time: 1105
Meter ID	116A	PH26	PH26	RD12	RD10	EC13	New WQ: KB		Old WQ: NMN		Renewal Signoff: JH
Lab Water Control	25.9	7.98	7.86	8.3	6.0	301	9	10	10	9	Date: 6/15/20 Test Solution Prep: ZJ
100%	25.6	7.57	8.33	8.3	6.2	2216	9	8	10	10	Sample ID: 56387 Renewal Time: 1340
Meter ID	59A	PH24	PH24	RD12	RD12	EC12	New WQ: KL		Old WQ: KL		Renewal Signoff: KL
Lab Water Control	25.8		7.89		5.1	325	9	10	10	9	Date: 6/16/20 Termination Time: 1040
100%	25.7		8.37		4.9	2466	9	8	10	10	Termination Signoff: JH
Meter ID	97B		PH24		RD12	EC12			Old WQ: NMN		

Fathead Minnow Dry Weight Data Sheet

Client: Jacobs: SFPP Norwalk Test ID #: 85914 Project #: 30892
 Test Material: Effluent Tare Weight Date: 6/15/20 Sign-off: YU
 Test Date: 6/19/20 Final Weight Date: 6/18/20 Sign-off: YU

Pan ID	Treatment	Replicate	Initial Pan Weight (mg)	Final Pan Weight (mg)	Initial # of Organisms	Biomass Value (mg)
1	Lab Water	A	402.95	410.13	10	
2	Control	B	405.24	414.13	10	
3		C	414.28	423.17	10	
4		D	407.80	415.70	10	
5	100%	A	409.93	419.48	10	
6		B	404.61	413.51	10	
7		C	406.27	416.57	10	
8		D	414.64	425.23	10	
QA 1			413.13	413.13		
Balance ID:			Bal 04	Bal 04		

Appendix C

Test Data and Summary of Statistics for the Reference Toxicant Evaluation of the Fathead Minnows

CETIS Summary Report

Report Date: 15 Jun-20 16:33 (p 1 of 2)
 Test Code/ID: 88202 / 04-9377-2047

Chronic Larval Fish Survival and Growth Test

Pacific EcoRisk

Batch ID: 00-1683-4495	Test Type: Growth-Survival (7d)	Analyst: Jessica Okutsu
Start Date: 02 Jun-20 15:22	Protocol: EPA-821-R-02-013 (2002)	Diluent: Laboratory Water
Ending Date: 09 Jun-20 09:00	Species: Pimephales promelas	Brine: Not Applicable
Test Length: 6d 18h	Taxon: Actinopterygii	Source: Aquatox, AR
		Age: 1

Sample ID: 03-1961-1237	Code: NaCl	Project: 31678
Sample Date: 02 Jun-20 15:22	Material: Sodium chloride	Source: Reference Toxicant
Receipt Date: 02 Jun-20 15:22	CAS (PC):	Station: In House
Sample Age: --- (24.1 °C)	Client: Reference Toxicant	

Multiple Comparison Summary

Analysis ID	Endpoint	Comparison Method	✓ NOEL	LOEL	TOEL	PMSD	S
06-7878-6785	7d Survival Rate	Steel Many-One Rank Sum Test	1.5	3	2.121	15.8%	1
08-0820-1081	Mean Dry Biomass-mg	Dunnett Multiple Comparison Test	1.5	>1.5	---	17.7%	1

Point Estimate Summary

Analysis ID	Endpoint	Point Estimate Method	✓ Level	g/L	95% LCL	95% UCL	S
09-8370-9540	7d Survival Rate	GLM: Log-Normal (Probit)	✓ EC5	0.841	0.404	1.26	1
			✓ EC10	1.14	0.625	1.61	
			✓ EC15	1.4	0.835	1.9	
			✓ EC20	1.65	1.05	2.19	
			✓ EC25	1.89	1.27	2.47	
			EC40	2.69	1.99	3.45	
19-4016-0172	Mean Dry Biomass-mg	Linear Interpolation (ICPIN)	IC10	1.71	1.22	1.74	1
			IC15	1.81	1.47	1.86	
			IC20	1.91	1.63	1.98	
			IC25	2.02	1.77	2.1	
			✓ IC40	2.33	2.11	2.47	
			✓ IC50	2.53	2.37	2.71	

7d Survival Rate Summary

Conc-g/L	Code	Count	Mean	95% LCL	95% UCL	Min	Max	Std Err	Std Dev	CV%	%Effect
0	LW	4	1.000	1.000	1.000	1.000	1.000	0.000	0.000	---	0.00%
0.75		4	0.975	0.895	1.050	0.900	1.000	0.025	0.050	5.13%	2.50%
1.5		4	0.825	0.472	1.180	0.500	1.000	0.111	0.222	26.88%	17.50%
3		4	0.425	0.345	0.505	0.400	0.500	0.025	0.050	11.76%	57.50%
6		4	0.475	0.203	0.747	0.300	0.700	0.085	0.171	35.95%	52.50%
9		4	0.000	0.000	0.000	0.000	0.000	0.000	0.000	---	100.00%

Mean Dry Biomass-mg Summary

Conc-g/L	Code	Count	Mean	95% LCL	95% UCL	Min	Max	Std Err	Std Dev	CV%	%Effect
0	LW	4	0.951	0.779	1.12	0.831	1.1	0.0543	0.109	11.42%	0.00%
0.75		4	1.11	0.969	1.26	1.02	1.24	0.0455	0.091	8.16%	-17.10%
1.5		4	1.04	0.843	1.24	0.863	1.15	0.0626	0.125	12.01%	-9.51%
3		4	0.285	0.16	0.41	0.208	0.378	0.0392	0.0785	27.51%	70.02%
6		4	0.194	0.021	0.368	0.099	0.348	0.0545	0.109	56.06%	79.56%
9		4	0	0	0	0	0	0	0	---	100.00%

CETIS Summary Report

Report Date: 15 Jun-20 16:33 (p 2 of 2)
 Test Code/ID: 88202 / 04-9377-2047

Chronic Larval Fish Survival and Growth Test

Pacific EcoRisk

7d Survival Rate Detail

MD5: 72BFF9692FC8541FE4906A2CA6D40292

Conc-g/L	Code	Rep 1	Rep 2	Rep 3	Rep 4
0	LW	1.000	1.000	1.000	1.000
0.75		1.000	1.000	0.900	1.000
1.5		1.000	0.900	0.500	0.900
3		0.400	0.400	0.500	0.400
6		0.500	0.400	0.300	0.700
9		0.000	0.000	0.000	0.000

Mean Dry Biomass-mg Detail

MD5: 6AB04D3ADCDD3FBA82F1498B01EEFDF

Conc-g/L	Code	Rep 1	Rep 2	Rep 3	Rep 4
0	LW	0.831	0.943	0.937	1.1
0.75		1.24	1.11	1.09	1.02
1.5		1.15	1.1	0.863	1.06
3		0.208	0.234	0.378	0.321
6		0.191	0.14	0.099	0.348
9		0	0	0	0

7d Survival Rate Binomials

Conc-g/L	Code	Rep 1	Rep 2	Rep 3	Rep 4
0	LW	10/10	10/10	10/10	10/10
0.75		10/10	10/10	9/10	10/10
1.5		10/10	9/10	5/10	9/10
3		4/10	4/10	5/10	4/10
6		5/10	4/10	3/10	7/10
9		0/10	0/10	0/10	0/10

Chronic Larval Fish Survival and Growth Test

Pacific EcoRisk

Test Type: Growth-Survival (7d)

Organism: Pimephales promelas

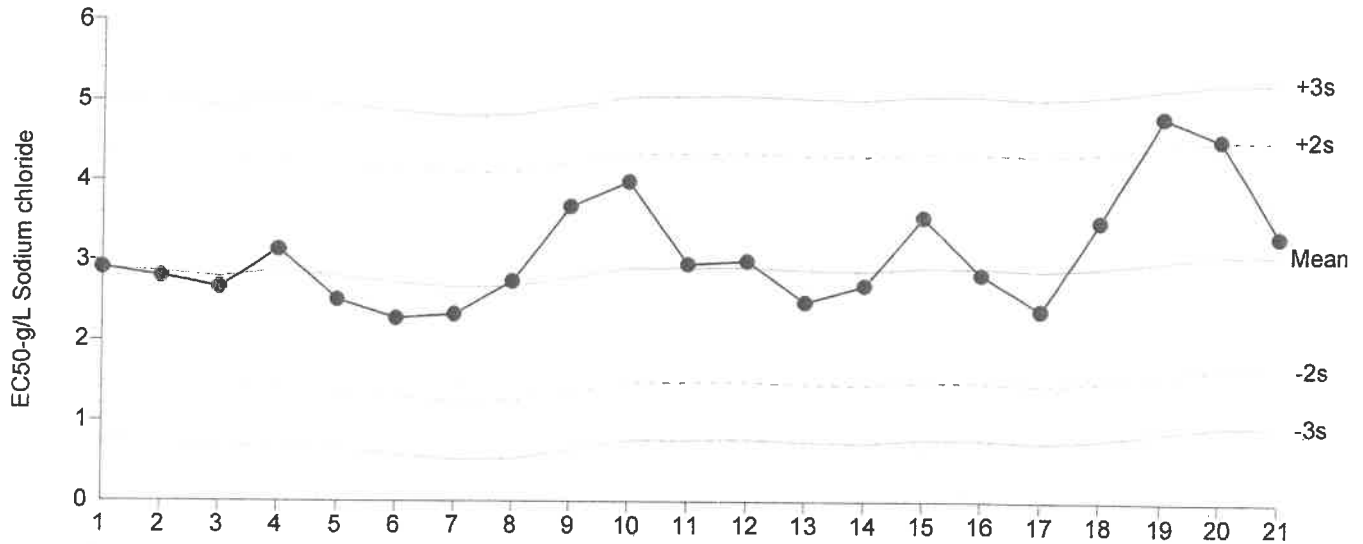
Material: Sodium chloride

Protocol: EPA-821-R-02-013 (2002)

Endpoint: 7d Survival Rate

Source: Reference Toxicant-REF

Chronic Larval Fish Survival and Growth Test



Mean: 3.085 Count: 20 -2s Warning Limit: 1.657 -3s Action Limit: 0.9428
 Sigma: 0.7141 CV: 23.10% +2s Warning Limit: 4.513 +3s Action Limit: 5.227

Quality Control Data

Point	Year	Month	Day	Time	QC Data	Delta	Sigma	Warning	Action	Test ID	Analysis ID
1	2019	Dec	19	15:35	2.911	-0.174	-0.2437			14-4008-9535	18-9829-3900
2	2020	Jan	7	15:49	2.8	-0.2846	-0.3985			09-3372-9656	05-7767-7606
3			17	15:35	2.662	-0.4231	-0.5925			09-6383-2429	02-8171-4035
4			21	16:07	3.14	0.05513	0.0772			04-5895-5184	01-4314-5694
5			28	16:19	2.506	-0.5786	-0.8102			10-2656-9072	13-0676-3308
6		Feb	4	15:45	2.271	-0.8136	-1.139			07-5207-8962	17-1105-7375
7			11	15:45	2.323	-0.7621	-1.067			11-6342-3559	04-8043-6352
8			18	16:35	2.736	-0.3488	-0.4884			05-6922-6532	16-1146-6754
9			25	15:10	3.676	0.5906	0.8271			04-6376-0414	10-1846-0675
10		Mar	3	16:25	3.984	0.8987	1.258			07-5431-8403	03-3829-5341
11			15	13:12	2.956	-0.1292	-0.1809			02-7467-2238	16-2478-5750
12			17	14:31	2.997	-0.08829	-0.1236			19-4103-4622	03-0307-7564
13			24	17:08	2.477	-0.6078	-0.8511			14-4553-7550	09-0117-6828
14		Apr	5	13:59	2.686	-0.3995	-0.5594			15-5071-0847	17-7660-3630
15			6	16:46	3.543	0.4576	0.6408			08-9230-1424	11-3238-8495
16			7	16:12	2.825	-0.2598	-0.3638			06-6312-9526	19-5399-6791
17			21	16:00	2.38	-0.7048	-0.987			05-7221-9973	17-0568-3938
18			28	16:28	3.494	0.409	0.5727			04-3426-4055	01-1476-2515
19		May	5	18:15	4.808	1.723	2.413	(+)		15-5695-2616	02-5217-9338
20			12	16:04	4.527	1.442	2.019	(+)		13-8888-7868	01-0869-4283
21		Jun	2	15:22	3.325	0.2401	0.3362			04-9377-2047	09-8370-9540

Chronic Larval Fish Survival and Growth Test

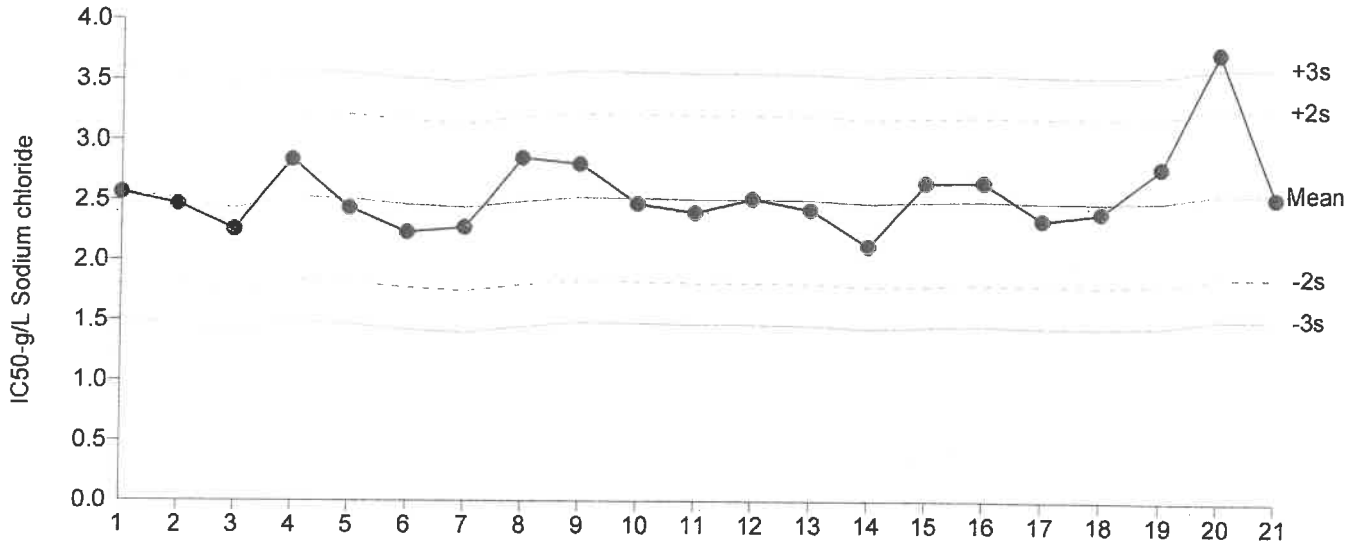
Pacific EcoRisk

Test Type: Growth-Survival (7d)
Protocol: EPA-821-R-02-013 (2002)

Organism: Pimephales promelas
Endpoint: Mean Dry Biomass-mg

Material: Sodium chloride
Source: Reference Toxicant-REF

Chronic Larval Fish Survival and Growth Test



Mean: 2.561 Count: 20 -2s Warning Limit: 1.865 -3s Action Limit: 1.517
Sigma: 0.348 CV: 13.60% +2s Warning Limit: 3.257 +3s Action Limit: 3.605

Quality Control Data

Point	Year	Month	Day	Time	QC Data	Delta	Sigma	Warning	Action	Test ID	Analysis ID
1	2019	Dec	19	15:35	2.565	0.004212	0.0121			14-4008-9535	02-1184-5527
2	2020	Jan	7	15:49	2.468	-0.09284	-0.2668			09-3372-9656	13-1902-3612
3			17	15:35	2.256	-0.305	-0.8763			09-6383-2429	13-7973-0233
4			21	16:07	2.841	0.2804	0.8058			04-5895-5184	17-0240-1795
5			28	16:19	2.436	-0.1248	-0.3586			10-2656-9072	15-7658-1631
6		Feb	4	15:45	2.232	-0.3288	-0.9449			07-5207-8962	14-9080-0942
7			11	15:45	2.271	-0.2904	-0.8344			11-6342-3559	07-9763-5373
8			18	16:35	2.853	0.2918	0.8386			05-6922-6532	19-0345-0398
9			25	15:10	2.804	0.2426	0.6971			04-6376-0414	16-6772-0398
10		Mar	3	16:25	2.473	-0.08792	-0.2527			07-5431-8403	15-5824-1802
11			15	13:12	2.397	-0.1641	-0.4716			02-7467-2238	11-2209-6502
12			17	14:31	2.517	-0.04441	-0.1276			19-4103-4622	04-6098-3989
13			24	17:08	2.423	-0.1383	-0.3974			14-4553-7550	11-0886-6626
14		Apr	5	13:59	2.122	-0.4388	-1.261			15-5071-0847	02-9362-9775
15			6	16:46	2.649	0.08789	0.2526			08-9230-1424	06-9164-1602
16			7	16:12	2.654	0.09286	0.2668			06-6312-9526	02-7345-1758
17			21	16:00	2.337	-0.2238	-0.643			05-7221-9973	13-8151-9647
18			28	16:28	2.398	-0.163	-0.4685			04-3426-4055	13-1911-5089
19		May	5	18:15	2.783	0.222	0.638			08-7597-1649	20-8868-7015
20			12	16:04	3.735	1.174	3.372	(+)	(+)	13-8888-7868	15-8662-2608
21		Jun	2	15:22	2.535	-0.026	-0.07472			04-9377-2047	19-4016-0172

7 Day Chronic Fathead Minnow Reference Toxicant Test Data

Client: Reference Toxicant
 Test Material: Sodium Chloride
 Test ID#: 88202 Project #: 31678
 Test Date: 6/2/20 Randomization: 4.6-3

Organism Log#: 12/42 Age: 48 Hrs
 Organism Supplier: AquaTox
 Control/Diluent: EPAMH
 Control Water Batch: 2274

Treatment (g/L)	Temp (°C)	pH		D.O. (mg/L)		Cond. (µs/cm)		# Live Organisms				SIGN-OFF
		New	Old	New	Old	New	Old	A	B	C	D	
Control	24.1	7.86		8.6		298		10	10	10	10	Date: 6/2/20
0.75	24.1	7.92		8.6		1708		10	10	10	10	Test Solution Prep: JS
1.5	24.1	7.96		8.6		3144		10	10	10	10	New WQ: ID
3	24.0	7.98		8.6		5854		10	10	10	10	Initiation Time: 1522
6	24.0	7.93		8.6		11180		10	10	10	10	Initiation Signoff: TF
9	24.2	7.91		8.6		16120		10	10	10	10	RT Stock Batch #: 457
Meter ID	114A	PH24		RD13		EC13						
Control	25.1	7.806	7.54	8.7	7.2	296	326	10	10	10	10	Date: 6/3/20
0.75	25.1	8.09	7.54	8.7	7.1	1795	1741	10	10	9	10	Test Solution Prep: JS
1.5	25.1	8.08	7.51	8.8	6.6	3191	3202	10	10	9	10	New WQ: AFI
3	25.1	8.07	7.56	8.9	6.8	5868	5876	9	10	10	10	Renewal Time: 1452
6	25.1	7.91	7.55	9.1	7.0	11010	11160	10	10	10	10	Renewal Signoff: JS
9	25.1	7.95	7.55	9.4	7.4	16220	15910	0	0	0	0	Old WQ: JS
Meter ID	358A	PH25	PH24	RD12	RD13	EC12	EC13					RT Stock Batch #: 457
Control	24.7	7.74	7.85	8.4	7.3	300	348	10	10	10	10	Date: 6/4/20
0.75	24.8	7.90	7.78	8.5	7.1	1610	1901	10	10	9	10	Test Solution Prep: RB
1.5	24.7	7.89	7.67	8.5	7.0	3215	3306	10	10	9	10	New WQ: RB
3	24.9	7.88	7.67	8.5	7.0	5845	6006	8	10	10	10	Renewal Time: 1645
6	24.8	7.84	7.65	8.5	7.1	11140	11460	10	8	10	10	Renewal Signoff: JS
9	-	-	-	-	-	-	-	-	-	-	-	Old WQ: RB
Meter ID	113A	PH26	PH26	RD10	RD12	EC14	EC14					RT Stock Batch #: 458
Control	25.4	7.89	7.68	8.8	7.7	310	314	10	10	10	10	Date: 6/5/20
0.75	25.4	7.91	7.67	8.7	7.9	1769	1677	10	10	9	10	Test Solution Prep: RB
1.5	25.5	7.89	7.61	8.8	7.6	3209	3286	10	10	9	10	New WQ: JS
3	25.4	7.86	7.60	8.8	8.0	6075	6011	8	10	10	10	Renewal Time: 1401
6	25.4	7.83	7.58	9.0	7.8	11340	11420	10	8	9	10	Renewal Signoff: JS
9	-	-	-	-	-	-	-	-	-	-	-	Old WQ: RB
Meter ID	991A	PH24	PH25	RD13	RD12	EC13	EC12					RT Stock Batch #: 458

7 Day Chronic Fathead Minnow Reference Toxicant Test Data

Client: Reference Toxicant
 Test Material: Sodium Chloride
 Test ID#: 88202 Project #: 31678
 Test Date: 6/2/20 Randomization: 4.6.3

Organism Log#: 12142 Age: <48 hrs.
 Organism Supplier: Aquatox
 Control/Diluent: EPAMH
 Control Water Batch: 2274

Treatment (g/L)	Temp (°C)	pH		D.O. (mg/L)		Cond. (µs/cm)		# Live Organisms				SIGN-OFF
		new	old	new	old	New	Old	A	B	C	D	
Control	25.7	7.90	7.55	8.4	6.8	316	343	10	10	10	10	Date: 6/6/20
0.75	25.6	7.94	7.55	8.4	6.8	11688	1766	10	10	10	10	Test Solution Prep: AV
1.5	25.4	7.94	7.51	8.5	6.8	32161	3288	10	10	6	10	New WQ: CD
3	25.1	7.92	7.54	8.6	6.9	5921	6155	7	9	9	10	Renewal Time: 1256
6	26.3	7.87	7.48	9.0	6.8	11140	11480	8	7	7	9	Renewal Signoff: JFF
9	-	-	-	-	-	-	-	-	-	-	-	Old WQ: A
Meter ID	99A	PH26	PH26	RD10	RD10	EC11	EC11					RT Stock Batch #: 458
Control	25.8	7.69	7.45	7.8	7.2	296	315	10	10	10	10	Date: 6/7/20
0.75	25.7	7.72	7.43	7.6	6.4	1668	1705	10	10	9	10	Test Solution Prep: JY
1.5	25.5	7.79	7.51	7.6	6.6	3172	3242	10	10	5	9	New WQ: NMN
3	25.4	7.86	7.53	7.7	6.7	5872	5970	7	8	7	4	Renewal Time: 1115
6	25.8	7.82	7.46	7.9	6.9	11040	11900	6	5	4	8	Renewal Signoff: JY
9	-	-	-	-	-	-	-	-	-	-	-	Old WQ: JY
Meter ID	97A	PH24	PH26	RD14	RD13	EC14	EC13					RT Stock Batch #: 458
Control	26.3	8.22	7.95	8.9	7.4	303	310	10	10	10	10	Date: 6/8/20
0.75	26.2	8.16	7.85	8.9	7.2	11658	1727	10	10	9	10	Test Solution Prep: TK
1.5	26.3	8.11	7.79	9.0	7.3	3167	3246	10	9	5	9	New WQ: KB
3	26.1	8.05	7.75	9.1	7.3	5849	5955	4	4	5	4	Renewal Time: 1035
6	26.0	7.96	7.72	9.3	7.4	11000	11770	5	5	4	8	Renewal Signoff: TK
9	-	-	-	-	-	-	-	-	-	-	-	Old WQ: AV
Meter ID	114A	PH25	PH24	RD12	RD10	EC12	EC11					RT Stock Batch #: 458
Control	25.8		7.79		8.0		368	10	10	10	10	Date: 6/9/20
0.75	25.8		7.70		8.0		1721	10	10	9	10	Termination Time: 0900
1.5	25.9		7.72		7.7		3258	10	9	5	9	Termination Signoff: TK
3	25.8		7.68		7.8		5977	4	4	5	4	Old WQ: DKB
6	25.7		7.66		8.0		12720	5	4	3	7	
9	-		-		-		-	-	-	-	-	
Meter ID	114A		PH26		RD14		EC14					

Fathead Minnow Dry Weight Data Sheet

Client: Reference Toxicant Test ID #: 88202 Project #: 31678
 Sample: Sodium Chloride Tare Weight Date: 6/8/20 Sign-off: YU
 Test Date: 6/9/20 Final Weight Date: 6/15/20 Sign-off: STB

Pan ID	Concentration (g/L)	Replicate	Initial Pan Weight (mg)	Final Pan Weight (mg)	Initial # of Organisms	Biomass Value (mg)
1	Control	A	407.56	415.87	10	
2		B	414.12	423.55	10	
3		C	412.94	422.31	10	
4		D	406.18	417.13	10	
5	0.75	A	415.22	427.59	10	
6		B	414.93	426.06	10	
7		C	406.62	417.50	10	
8		D	408.20	418.39	10	
9	1.5	A	416.20	427.70	10	
10		B	410.10	421.07	10	
11		C	406.36	414.99	10	
12		D	413.33	423.91	10	
13	3	A	412.92	415.00	10	
14		B	402.82	405.16	10	
15		C	413.38	417.16	10	
16		D	408.21	411.42	10	
17	6	A	411.18	413.09	10	
18		B	410.39	411.79	10	
19		C	408.66	409.65	10	
20		D	406.93	410.41	10	
21	9	A	-	-	10	
22		B	-	-	10	
23		C	-	-	10	
24		D	-	-	10	
QA1			416.88	416.90		
QA2			406.01	405.98		
QA3			414.32	414.32		
Balance ID:			Bal 04	Bal 04		

Attachment B
Data Quality Assurance/Quality Control

Data Quality Assurance/Quality Control

Data quality was evaluated by examining the holding times, laboratory method blanks, surrogate percent recoveries, laboratory control sample/laboratory control sample duplicates (LCS/LCSD) and matrix spike/matrix spike duplicate (MS/MSD) percent recoveries and relative percent differences (RPDs). Data quality review results for each analysis are outlined in the following subsections.

Analytical Data

The data quality evaluation report covers two normal effluent samples and two surface water samples. Samples were collected on May 21 and June 11, 2020. Analyses were performed by Asset Laboratories in Cerritos, California, American Environmental Testing Laboratory Inc. in Burbank, California, Eurofins TestAmerica in Irvine, California, LA Testing in South Pasadena, California, Pace Analytical in Minneapolis, Minnesota, Pacific Ecorisk in Fairfield, California and BC Laboratories in Bakersfield, California. The sample results were reported as two sample delivery groups:

Sample Delivery Groups
N040741
N040965

Twenty-four methods were used to analyze the environmental samples. Samples were collected and submitted directly to the Asset Laboratories for analysis. Asset Laboratories was responsible for shipment of samples to all other laboratories. Samples were analyzed for one or more of the following analytes/method:

Parameter	Method
Chronic Toxicity	EPA-821-R-02-013
pH and Temperature	SM4500-H+B
Turbidity	SM2130B
Total suspended solids	SM2540D
Settleable solids	SM2540F
Biochemical oxygen demand	SM5210B
Surfactants	SM5540C
Pesticides	EPA 608
Semi-volatile organic compounds	EPA 625
Oil and grease	E1664
Metals	EPA 200.7/EPA 200.8/EPA 245.1
Hexavalent chromium	SW7199
Hardness	SM2340B
Ammonia	SM4500NH3G

Parameter	Method
Cyanide	EPA 335
Sulfide	SM4500 S2-D
Nitrate and nitrite	EPA 300
Asbestos	EPA 600/R-94/134
2,3,7,8-TCDD	SW8290
Total petroleum hydrocarbons – gasoline, diesel and motor oil ranges	SW8015B
Volatile organic compounds	SW8260B
Phenol	SW8270C

Data validation flags were assigned using guidance from the EPA Contract Laboratory National Functional Guidelines for Organic Superfund Methods Data Review (EPA, 2017) and EPA Contract Laboratory National Functional Guidelines for Inorganic Superfund Methods Data Review (EPA, 2017). Multiple flags are routinely applied to specific sample method/ matrix/ analyte combinations, but there will be only one final flag. A final flag is applied to the data and is the most conservative of the applied data validation flags. The final flag also includes blank sample impacts.

The data validation flags are as follows:

- J = Analyte was present, but the reported value may not be accurate or precise (estimated). The result was estimated because it was less than the referenced reporting limit, but greater than the method detection limit, or because a QC exceedance occurred.
- R = Data were unusable because of deficiencies in the ability to analyze the sample and meet QC criteria.
- U = Analyte was not detected at the specified detection limit.
- UJ = Analyte was not detected, and the specified detection limit may not be accurate or precise (estimated).

Findings

The overall summaries of the data validation findings are contained in the following subsections.

Holding Times

All holding time criteria were met with the exception of pH and temperature by Method SM4500-H+B for sample EFF-001-06-11-20. The holding time for these parameters is immediate. The results were qualified as estimated and flagged "J".

Method Blanks

Method blanks were analyzed at the required frequency and were free of contamination that would affect the sample results with the following exceptions:

- TPH-gasoline was detected less than the reporting limit (RL) in the method blanks for Method SW8015B. Two associated results were detected less than five times the blank concentrations and were qualified as not detected and flagged "U" in samples EFF-052120 and EFF-001-06-11-20.

- TPH-oil and total TPH were detected less than the RL in the method blanks for Method SW8015B. Two associated results were detected less than five times the blank concentrations and were qualified as not detected and flagged "U" in sample EFF-001-06-11-20.

Surrogates

All surrogate recovery criteria were met.

Internal Standards

All internal standard criteria were met.

Laboratory Control Samples

LCS/LCSDs were analyzed as required. All accuracy and precision criteria were met.

Matrix Spikes/Matrix Spike Duplicates

The results of MS/MSD analyses provide information about the possible influence of the matrix on either accuracy or precision of the measurements. There were no MS/MSD recovery or RPD exceedances that would affect the sample results with the following exceptions:

- The recoveries of nickel and zinc were less than the lower control limit in the MS and MSD of sample EFF-001-06-11-20 for Method E200.8, indicating the associated parent sample results are possibly biased low. The associated nondetected nickel result was qualified as estimated and flagged "UJ"; the associated detected zinc result was qualified as estimated and flagged "J".

Chain-of-Custody

Each sample was documented in a completed COC and received at the laboratory in good condition.

Overall Assessment

An overall evaluation of the data indicates that the sample handling, shipment, and analytical procedures have been adequately completed, and that the analytical results are considered usable taking into consideration possible biases as described above.